

Mississippi State Department of Health COVID-19 Vaccination Reporting

Updated as of 8a.m. May 14, 2021 (Data are Provisional)

Vaccine providers administering COVID-19 vaccine are required to report the doses administered to the Mississippi Immunization Information Exchange (MIIX), the statewide immunization registry, within 24 hours after administration

Total Reported Vaccinations by Mississippi Providers*

Total Doses Administered	1,794,566
People Receiving at Least One Dose**	985,219
People Fully Vaccinated***	855,595

*Includes Federal Agency Doses Administered (Bureau of Prisons, Veterans Health, Indian Health Services, Dept. of Defense)
 **One dose of Pfizer/Moderna or one dose of Johnson and Johnson vaccine
 ***Two doses of Pfizer/Moderna or one dose of Johnson and Johnson vaccine

Vaccine Doses Distributed

Fed. Pharmacy Partnership LTCF (CVS/Walgreens)	88,725
Mississippi Enrolled Providers*	1,847,050
Total	1,935,775

*Includes hospitals, private clinics, and MSDH drive through clinics

Vaccine Doses Administered by Facility

Facility	First Dose	Second Dose
Hospital	130,620	130,843
Pharmacies*	180,978	124,717
MSDH/Drive Throughs	389,616	353,627
Clinics	242,408	168,356

*Includes Doses administered in from CVS/ Walgreens LTCF Partnership

Federal Agency COVID-19 Vaccine Administration

Facility	First Dose	Second Dose
Bureau of Prisons	2,072	1,457
Veterans Health	21,615	18,844
Indian Health Service	3,399	2,496
Dept. of Defense	14,511	8,134

Vaccine Doses Administered by Race*

Race	Received at Least One Dose**	Fully Vaccinated***	Vaccinations	% of Total Doses Administered
White	519,993	463,075	958,628	58%
Black	313,558	269,442	566,643	34%
Asian	17,093	14,567	31,157	2%
AIAN****	1,568	1,298	2,787	0%
Pacific Islander	748	631	1,350	0%
Multi-racial	160	106	257	0%
Other	56,309	48,614	101,598	6%

*Those with unknown race are excluded

**One dose of Pfizer/Moderna or one dose of Johnson and Johnson vaccine

***Second dose of Pfizer/Moderna or one dose of Johnson and Johnson vaccine

****American Indian and Alaskan Native

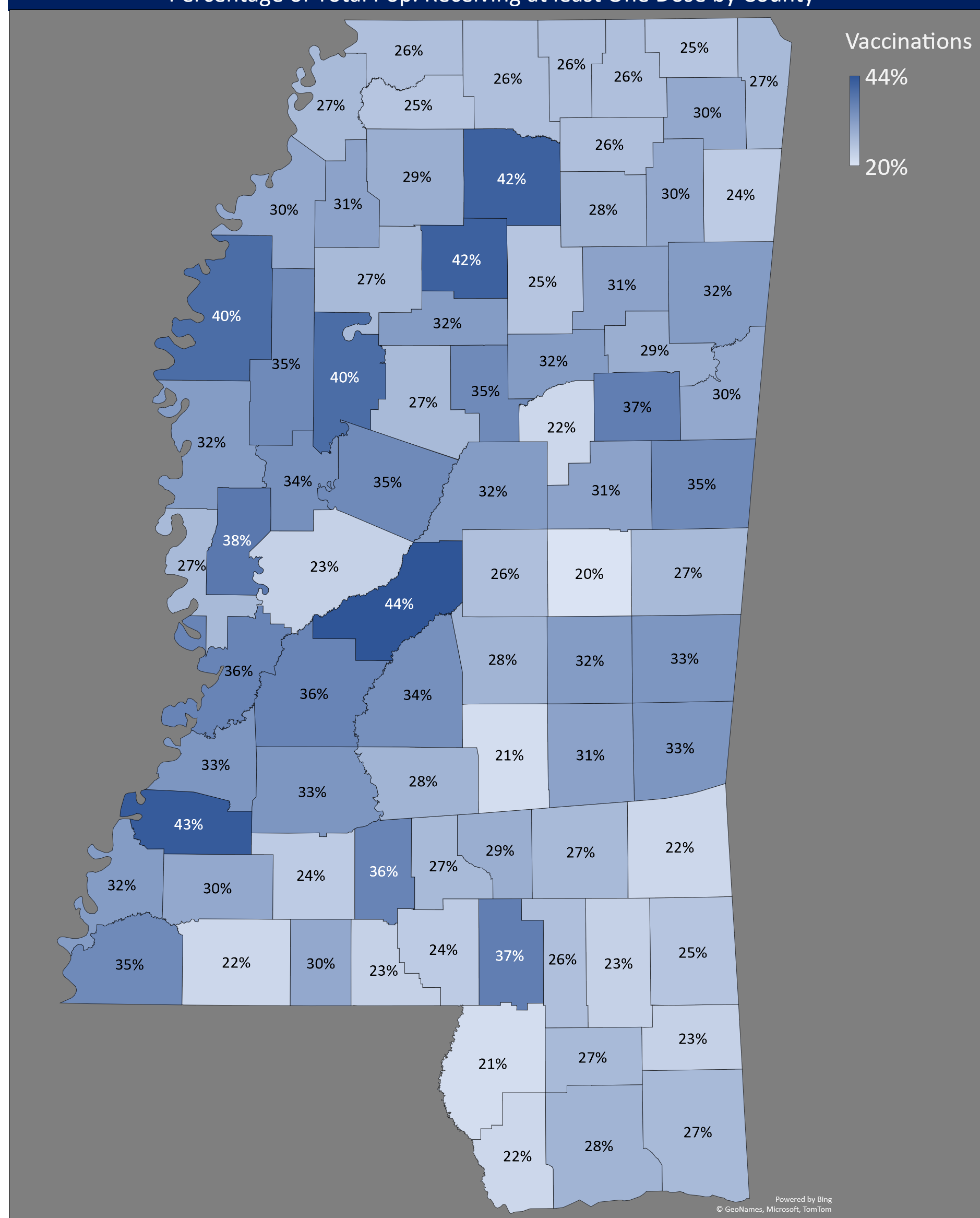
Vaccine Doses Administered by Ethnicity

Ethnicity	Received at Least One Dose*	Fully Vaccinated**	Vaccinations	% of Total Doses Administered
Not Hispanic	843,084	742,022	1,544,584	90%
Hispanic	20,484	16,049	35,328	2%
Unknown	80,054	66,270	141,243	8%

*One dose of Pfizer/Moderna or one dose of Johnson and Johnson vaccine

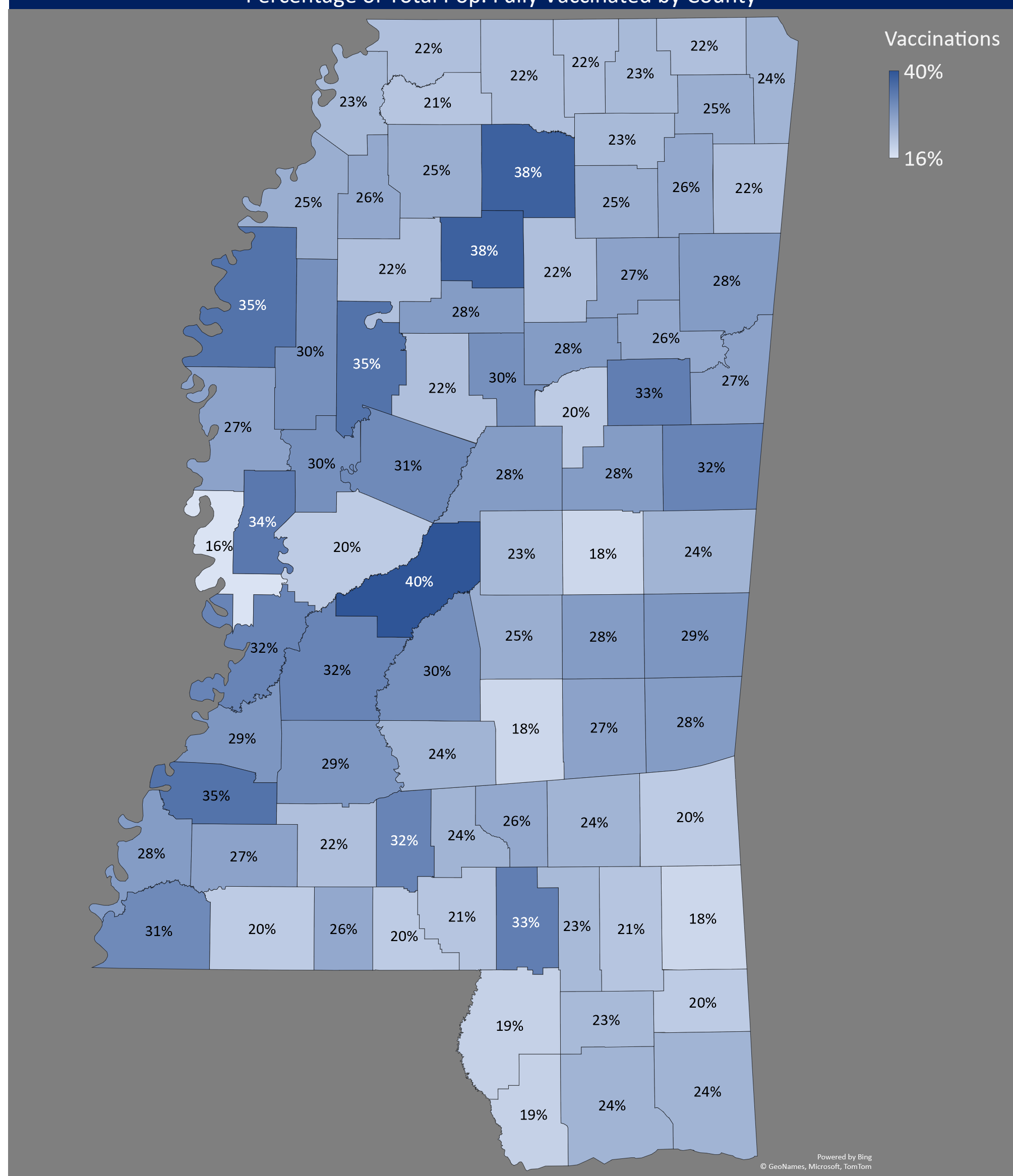
**Second dose of Pfizer/Moderna or one dose of Johnson and Johnson vaccine

Percentage of Total Pop. Receiving at least One Dose by County*



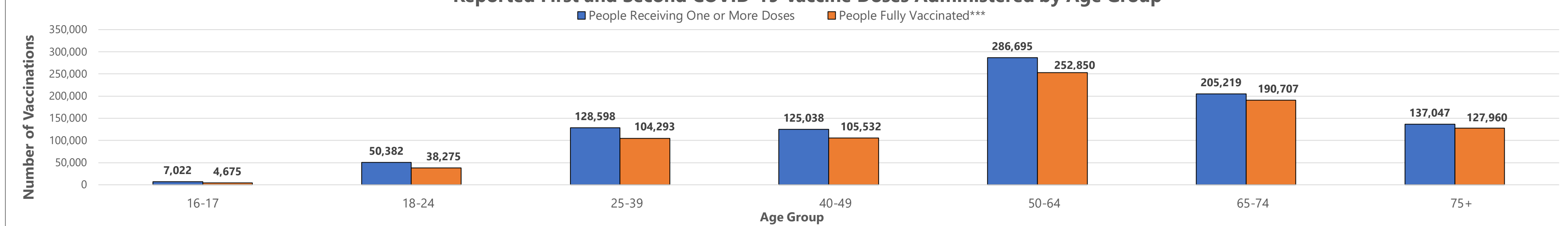
*One dose of Pfizer/Moderna or one dose of Janssen (Johnson and Johnson) vaccine
 **Second dose of Pfizer/Moderna or one dose of Janssen (Johnson and Johnson) vaccine

Percentage of Total Pop. Fully Vaccinated by County**



Age Group

Reported First and Second COVID-19 Vaccine Doses Administered by Age Group**

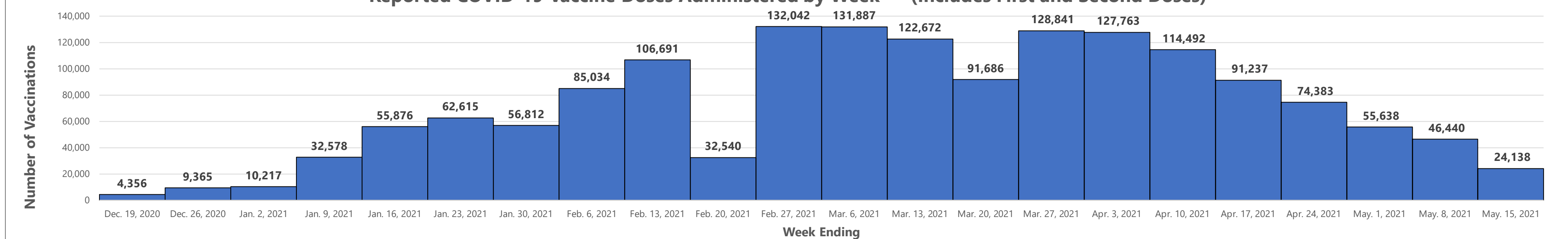


**Those with unknown ages are excluded

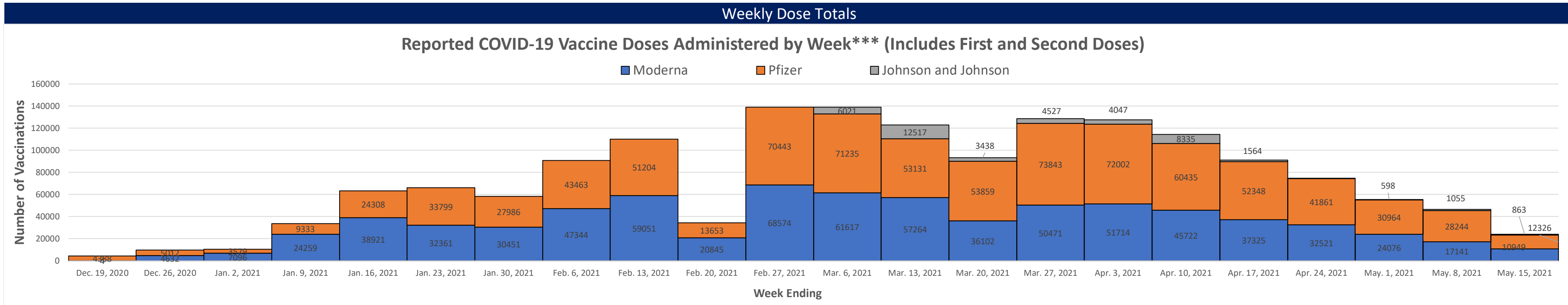
***Two doses of Pfizer/Moderna or one dose of Johnson and Johnson vaccine

Weekly Overall Totals

Reported COVID-19 Vaccine Doses Administered by Week*** (Includes First and Second Doses)



***Those with unknown week of vaccine administration are excluded



***Those with unknown week of vaccine administration are excluded

Vaccine Doses Administered by County of Residence (Updated as of 8am 5/14/2021)*

County of Residence	People Receiving at least One Dose**	% of Total Pop. Receiving at least One Dose	People Fully Vaccinated***	% of Total Pop. Fully Vaccinated	Total Doses Administered
Adams	9697	32%	8488	28%	17753
Alcorn	9254	25%	8070	22%	17134
Amite	2744	22%	2421	20%	4911
Attala	5897	32%	5156	28%	10915
Benton	2171	26%	1826	22%	3827
Bolivar	12211	40%	10675	35%	22146
Calhoun	3609	25%	3226	22%	6508
Carroll	2732	27%	2229	22%	4910
Chickasaw	5350	31%	4621	27%	9649
Choctaw	1828	22%	1635	20%	3290
Claiborne	2966	33%	2599	29%	5367
Clarke	5062	33%	4386	28%	9110
Clay	5581	29%	4962	26%	9832
Coahoma	6649	30%	5617	25%	11792
Copiah	9246	33%	8027	29%	16727
Covington	5494	29%	4821	26%	9930
Desoto	48647	26%	41557	22%	88744
Forrest	19270	26%	16863	23%	35276
Franklin	2306	30%	2104	27%	4227
George	5670	23%	4932	20%	10341
Greene	3476	26%	2435	18%	5781
Grenada	6601	32%	5866	28%	12307
Hancock	10485	22%	8967	19%	18766
Harrison	58748	28%	50923	24%	107371
Hinds	84355	36%	74555	32%	155306
Holmes	6088	36%	5284	31%	11040
Humphreys	2799	35%	2390	30%	4982
Issaquena	356	27%	209	16%	565
Itawamba	5699	24%	5030	22%	10485
Jackson	38937	27%	34440	24%	72484
Jasper	5056	31%	4470	27%	9120
Jefferson	3005	43%	2478	35%	5268
Jefferson Davis	3003	27%	2664	24%	5385
Jones	18508	27%	16371	24%	33767
Kemper	2634	27%	2380	24%	4867
Lafayette	22543	42%	20732	38%	42476
Lamar	23422	37%	20924	33%	43446
Lauderdale	24208	33%	21236	29%	44186
Lawrence	4552	36%	4070	32%	8494
Leake	6030	26%	5259	23%	11017
Lee	25306	30%	22603	26%	47090
Leflore	11260	40%	9765	35%	20839
Lincoln	8358	24%	7349	22%	15446
Lowndes	17792	30%	15962	27%	32653
Madison	46846	44%	42268	40%	87138
Marion	5899	24%	5236	21%	10444
Marshall	9143	26%	7747	22%	16248
Monroe	11489	33%	10016	28%	20858
Montgomery	3404	35%	2976	30%	6312
Neshoba	5899	20%	5264	18%	11035
Newton	6737	32%	5896	28%	12249
Noxubee	3690	35%	3319	32%	6348
Oktibbeha	18474	37%	16581	33%	34065
Panola	9879	29%	8665	25%	18085
Pearl River	11701	21%	10426	19%	21112
Perry	2820	24%	2543	21%	5177
Pike	11805	30%	10388	26%	21368
Pontotoc	8979	28%	8003	25%	16532
Prentiss	7534	30%	6357	25%	13613
Quitman	2127	31%	1789	26%	3800
Rankin	53039	34%	47112	30%	97871
Scott	7873	28%	6895	25%	14280
Sharkey	1668	39%	1462	34%	3103
Simpson	7485	28%	6527	24%	13406
Smith	3335	21%	2909	18%	6007
Stone	4897	27%	4278	23%	8918
Sunflower	8827	35%	7573	30%	15995
Tallahatchie	3694	27%	3103	22%	6686
Tate	7032	25%	6010	21%	12594
Tippah	5700	26%	4970	23%	10221
Tishomingo	5150	27%	4580	24%	9280
Tunica	2589	27%	2231	23%	4354
Union	7415	26%	6525	23%	13717
Walthall	3278	23%	2911	20%	5887
Warren	16485	36%	14658	32%	30422
Washington	13958	32%	11903	27%	24606
Wayne	4549	23%	3957	20%	8061
Webster	3056	32%	2699	28%	5644
Wilkinson	2998	35%	2665	31%	5467
Winston	5609	31%	4977	28%	10353
Yalobusha	5107	42%	4567	38%	9481
Yazoo	6766	23%	5793	20%	12288
Out of State	19212	N/A	14928	N/A	32959
Total	925753	30%	811284	27%	1587963

*Those with unknown county of residence are excluded

**One dose of Pfizer/Moderna or one dose of Janssen (Johnson and Johnson) vaccine

***Second dose of Pfizer/Moderna or one dose of Janssen (Johnson and Johnson) vaccine