

Mississippi State Department of Health COVID-19 Vaccination Reporting

Updated as of 8a.m. May 18, 2021 (Data are Provisional)

Vaccine providers administering COVID-19 vaccine are required to report the doses administered to the Mississippi Immunization Information Exchange (MIIX), the statewide immunization registry, within 24 hours after administration

Total Reported Vaccinations by Mississippi Providers*

Total Doses Administered	1,813,460
People Receiving at Least One Dose**	994,443
People Fully Vaccinated***	865,895

*Includes Federal Agency Doses Administered (Bureau of Prisons, Veterans Health, Indian Health Services, Dept. of Defense)

**One dose of Pfizer/Moderna or one dose of Johnson and Johnson vaccine

***Two doses of Pfizer/Moderna or one dose of Johnson and Johnson vaccine

Vaccine Doses Distributed

Fed. Pharmacy Partnership LTCF (CVS/Walgreens)	88,725
Mississippi Enrolled Providers*	1,852,260
Total	1,940,985

*Includes hospitals, private clinics, and MSDH drive through clinics

Vaccine Doses Administered by Facility

Facility	First Dose	Second Dose
Hospital	131,169	131,494
Pharmacies*	186,384	128,898
MSDH/Drive Throughs	390,688	355,568
Clinics	244,239	171,000

*Includes Doses administered in from CVS/ Walgreens LTCF Partnership

Federal Agency COVID-19 Vaccine Administration

Facility	First Dose	Second Dose
Bureau of Prisons	2,072	1,457
Veterans Health	21,697	18,968
Indian Health Service	3,427	2,581
Dept. of Defense	14,767	8,377

Vaccine Doses Administered by Race*

Race	Received at Least One Dose**	Fully Vaccinated***	Vaccinations	% of Total Doses Administered
White	524,487	467,793	967,440	58%
Black	317,315	273,714	574,509	34%
Asian	17,355	14,782	31,586	2%
AIAN****	1,612	1,332	2,863	0%
Pacific Islander	763	640	1,374	0%
Multi-racial	160	111	262	0%
Other	56,616	49,198	102,447	6%

*Those with unknown race are excluded

**One dose of Pfizer/Moderna or one dose of Johnson and Johnson vaccine

***Second dose of Pfizer/Moderna or one dose of Johnson and Johnson vaccine

****American Indian and Alaskan Native

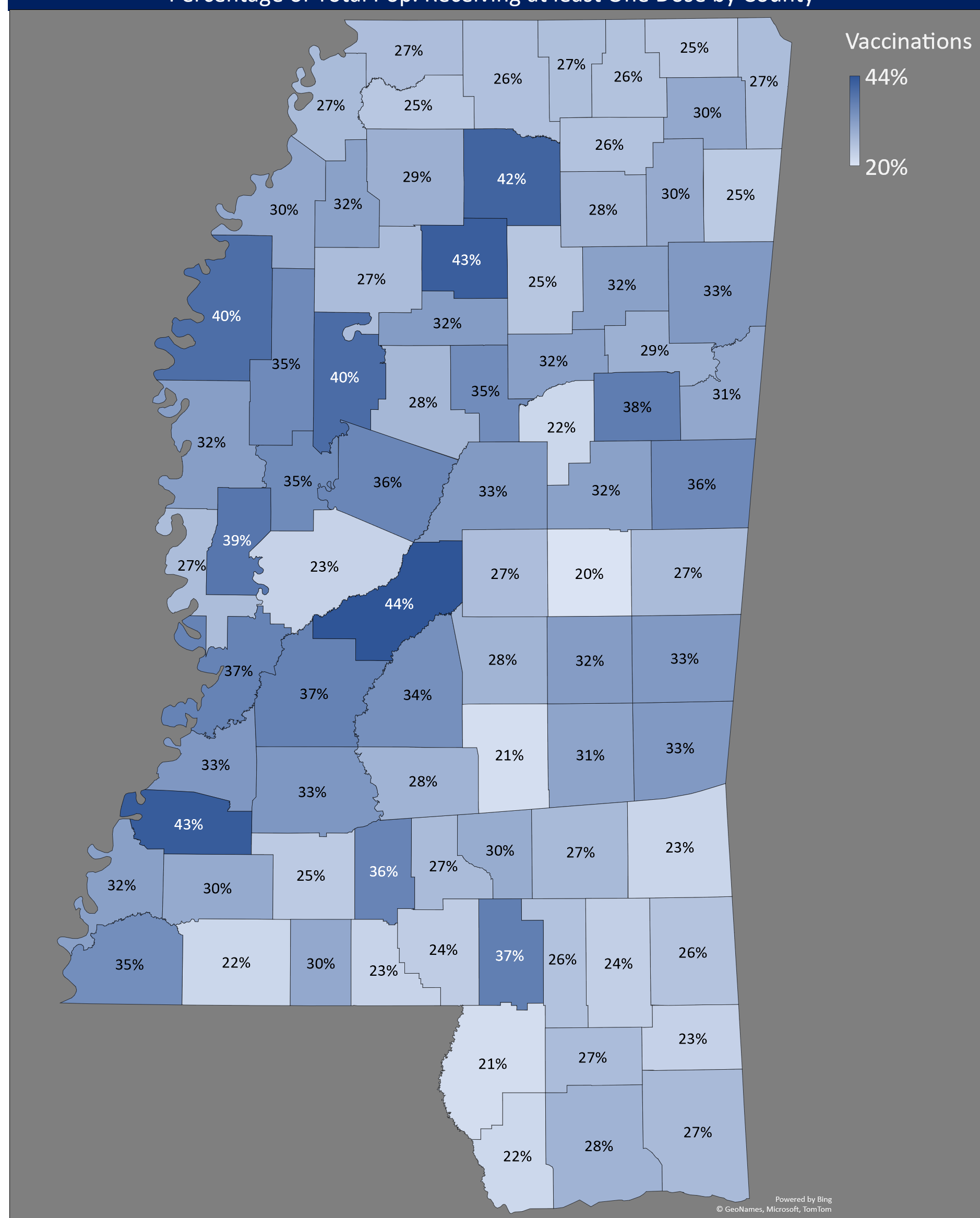
Vaccine Doses Administered by Ethnicity

Ethnicity	Received at Least One Dose*	Fully Vaccinated**	Vaccinations	% of Total Doses Administered
Not Hispanic	850,754	750,625	1,560,342	90%
Hispanic	20,904	16,532	36,205	2%
Unknown	80,822	67,222	142,893	8%

*One dose of Pfizer/Moderna or one dose of Johnson and Johnson vaccine

**Second dose of Pfizer/Moderna or one dose of Johnson and Johnson vaccine

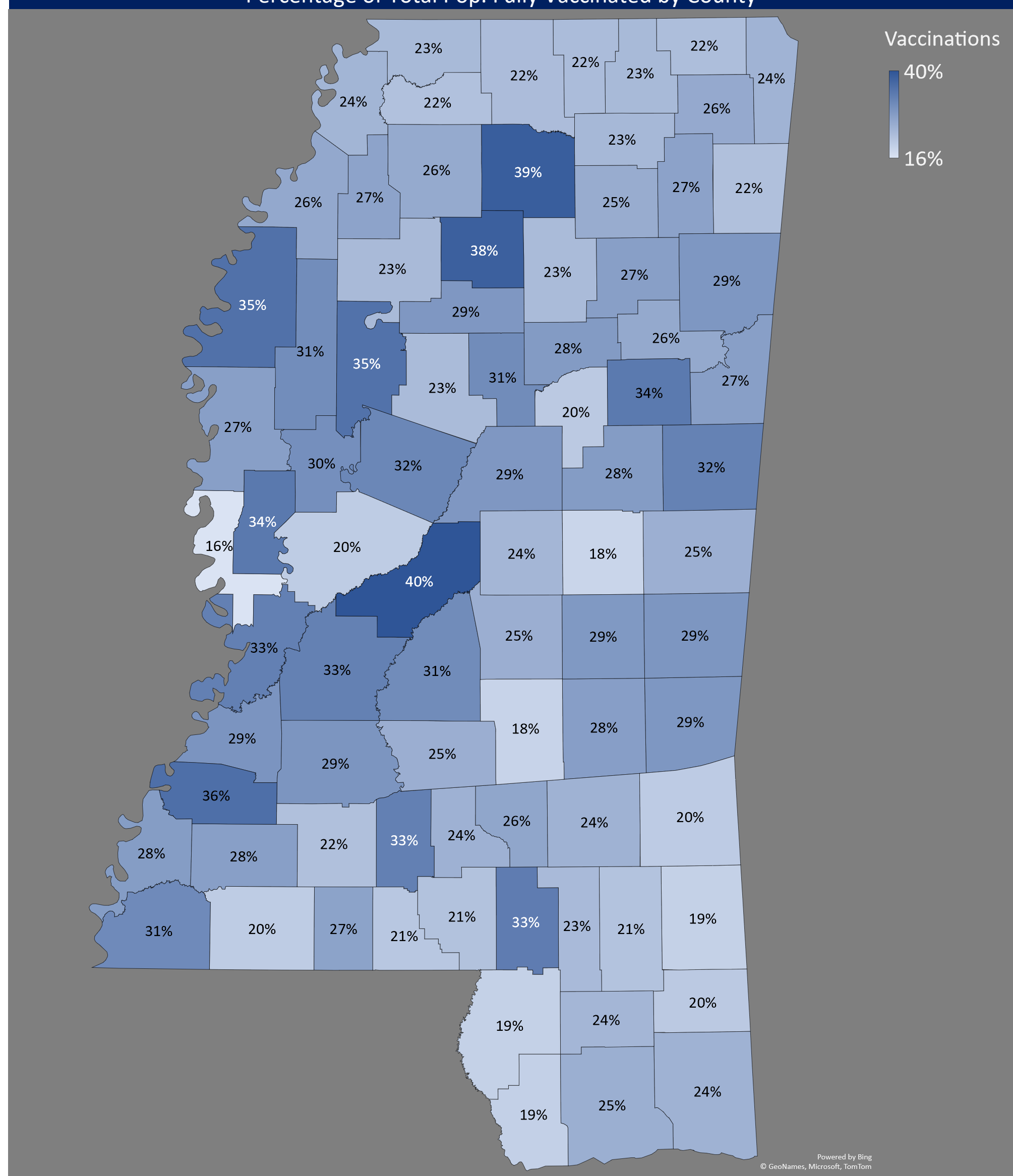
Percentage of Total Pop. Receiving at least One Dose by County*



*One dose of Pfizer/Moderna or one dose of Janssen (Johnson and Johnson) vaccine

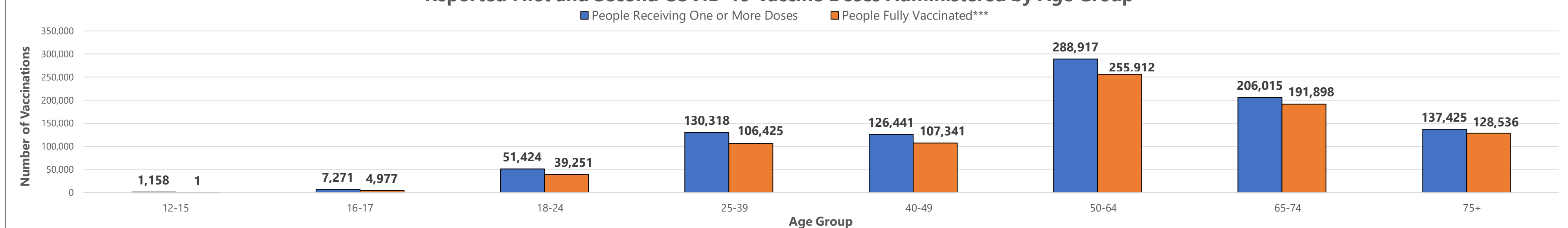
**Second dose of Pfizer/Moderna or one dose of Janssen (Johnson and Johnson) vaccine

Percentage of Total Pop. Fully Vaccinated by County**



Age Group

Reported First and Second COVID-19 Vaccine Doses Administered by Age Group**

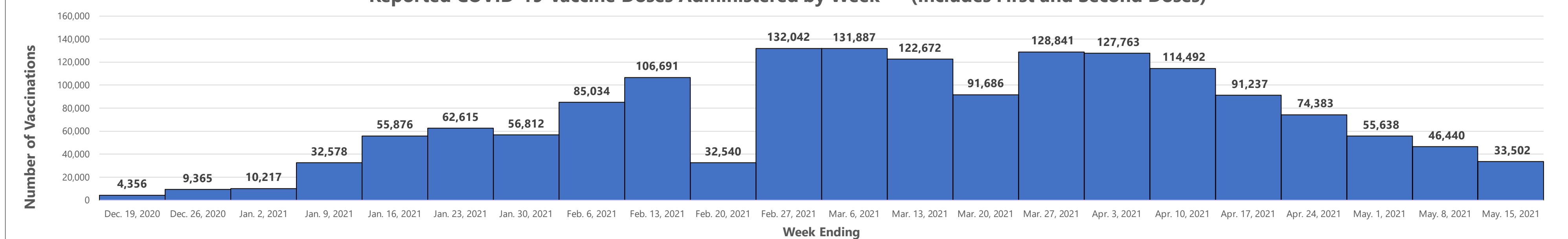


**Those with unknown ages are excluded

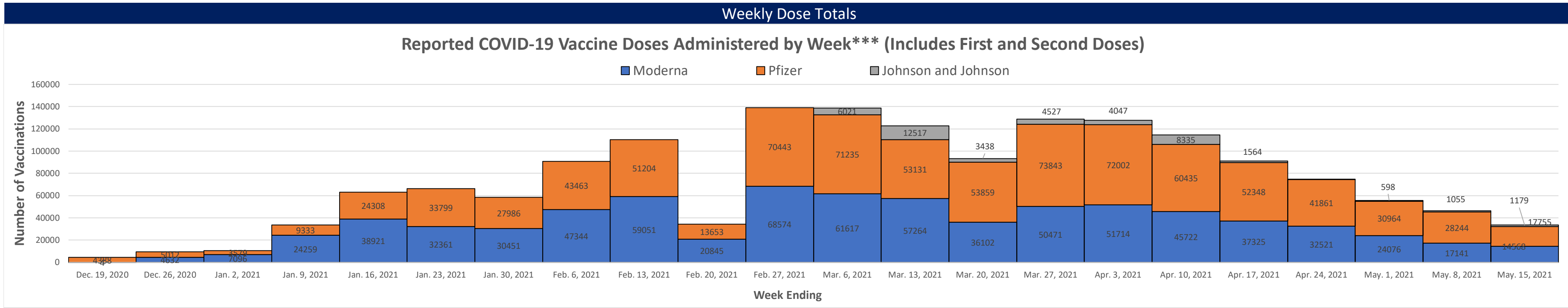
***Two doses of Pfizer/Moderna or one dose of Johnson and Johnson vaccine

Weekly Overall Totals

Reported COVID-19 Vaccine Doses Administered by Week*** (Includes First and Second Doses)



***Those with unknown week of vaccine administration are excluded



Vaccine Doses Administered by County of Residence (Updated as of 8am 5/18/2021)*

County of Residence	People Receiving at least One Dose**	% of Total Pop. Receiving at least One Dose	People Fully Vaccinated***	% of Total Pop. Fully Vaccinated	Total Doses Administered
Adams	9747	32%	8547	28%	17859
Alcorn	9311	25%	8179	22%	17293
Amite	2759	22%	2437	20%	4942
Attala	5961	33%	5219	29%	11039
Benton	2191	27%	1852	22%	3872
Bolivar	12332	40%	10805	35%	22392
Calhoun	3631	25%	3253	23%	6552
Carroll	2768	28%	2248	23%	4959
Chickasaw	5404	32%	4683	27%	9763
Choctaw	1839	22%	1658	20%	3324
Claiborne	2983	33%	2630	29%	5413
Clarke	5110	33%	4481	29%	9253
Clay	5612	29%	4981	26%	9882
Coahoma	6742	30%	5736	26%	11999
Copiah	9330	33%	8178	29%	16957
Covington	5542	30%	4903	26%	10055
Desoto	49429	27%	42328	23%	90252
Forrest	19445	26%	17056	23%	35634
Franklin	2319	30%	2122	28%	4257
George	5722	23%	4955	20%	10409
Greene	3495	26%	2567	19%	5928
Grenada	6726	32%	5970	29%	12455
Hancock	10614	22%	9102	19%	19028
Harrison	59241	28%	51408	25%	108321
Hinds	85249	37%	75543	33%	157159
Holmes	6131	36%	5361	32%	11159
Humphreys	2850	35%	2432	30%	5074
Issaquena	356	27%	210	16%	566
Itawamba	5768	25%	5094	22%	10615
Jackson	39211	27%	34748	24%	73060
Jasper	5078	31%	4509	28%	9179
Jefferson	3023	43%	2494	36%	5302
Jefferson Davis	3018	27%	2702	24%	5437
Jones	18610	27%	16507	24%	33980
Kemper	2645	27%	2401	25%	4899
Lafayette	22660	42%	20845	39%	42681
Lamar	23640	37%	21112	33%	43834
Lauderdale	24374	33%	21529	29%	44640
Lawrence	4582	36%	4110	33%	8564
Leake	6092	27%	5363	24%	11173
Lee	25576	30%	22942	27%	47685
Leflore	11410	40%	9882	35%	21103
Lincoln	8402	25%	7437	22%	15578
Lowndes	17899	31%	16106	27%	32902
Madison	47201	44%	42577	40%	87785
Marion	5946	24%	5281	21%	10528
Marshall	9248	26%	7906	22%	16506
Monroe	11610	33%	10165	29%	21123
Montgomery	3429	35%	3002	31%	6355
Neshoba	5927	20%	5293	18%	11089
Newton	6802	32%	5998	29%	12402
Noxubee	3703	36%	3369	32%	6411
Oktibbeha	18650	38%	16771	34%	34422
Panola	9955	29%	8743	26%	18235
Pearl River	11826	21%	10521	19%	21328
Perry	2835	24%	2552	21%	5201
Pike	11915	30%	10535	27%	21621
Pontotoc	9051	28%	8110	25%	16707
Prentiss	7622	30%	6447	26%	13787
Quitman	2143	32%	1813	27%	3839
Rankin	53530	34%	47719	31%	98943
Scott	7974	28%	6974	25%	14445
Sharkey	1675	39%	1466	34%	3114
Simpson	7583	28%	6611	25%	13583
Smith	3366	21%	2944	18%	6070
Stone	4943	27%	4315	24%	9001
Sunflower	8883	35%	7670	31%	16145
Tallahatchie	3731	27%	3153	23%	6767
Tate	7130	25%	6139	22%	12818
Tippah	5728	26%	5039	23%	10317
Tishomingo	5189	27%	4649	24%	9384
Tunica	2618	27%	2282	24%	4420
Union	7483	26%	6681	23%	13940
Walthall	3297	23%	2945	21%	5940
Warren	16640	37%	14820	33%	30734
Washington	14059	32%	12023	27%	24821
Wayne	4583	23%	4012	20%	8144
Webster	3070	32%	2723	28%	5680
Wilkinson	3006	35%	2670	31%	5479
Winston	5670	32%	5027	28%	10459
Yalobusha	5186	43%	4624	38%	9606
Yazoo	6876	23%	5872	20%	12472
Out of State	19470	N/A	15137	N/A	33396
Total	934380	31%	821203	27%	1587963

*Those with unknown county of residence are excluded

**One dose of Pfizer/Moderna or one dose of Janssen (Johnson and Johnson) vaccine

***Second dose of Pfizer/Moderna or one dose of Janssen (Johnson and Johnson) vaccine