

Mississippi State Department of Health COVID-19 Vaccination Reporting

Updated as of 8a.m. June 17, 2021 (Data are Provisional)

Vaccine providers administering COVID-19 vaccine are required to report the doses administered to the Mississippi Immunization Information Exchange (MIIX), the statewide immunization registry, within 24 hours after administration

Total Reported Vaccinations by Mississippi Providers*

Total Doses Administered	1,971,910
People Receiving at Least One Dose**	1,071,623
People Fully Vaccinated***	952,865

*Includes Federal Agency Doses Administered (Bureau of Prisons, Veterans Health, Indian Health Services, Dept. of Defense)
 **One dose of Pfizer/Moderna or one dose of Johnson and Johnson vaccine
 ***Two doses of Pfizer/Moderna or one dose of Johnson and Johnson vaccine

Vaccine Doses Distributed

Fed. Pharmacy Partnership LTCF (CVS/Walgreens)	88,725
Mississippi Enrolled Providers*	1,858,080
Total	1,946,805

*Includes hospitals, private clinics, and MSDH drive through clinics

Vaccine Doses Administered by Facility

Facility	First Dose	Second Dose
Hospital	135,080	133,922
Pharmacies*	234,067	168,388
MSDH Vaccination Efforts	397,453	370,165
Clinics	260,344	193,015

*Includes Doses administered in from CVS/ Walgreens LTCF Partnership

Federal Agency COVID-19 Vaccine Administration

Facility	First Dose	Second Dose
Bureau of Prisons	2,323	1,723
Veterans Health	22,132	19,548
Indian Health Service	3,675	2,770
Dept. of Defense	16,549	10,044

Vaccine Doses Administered by Race*

Race	Received at Least One Dose**	Fully Vaccinated***	Vaccinations	% of Total Doses Administered
White	573,487	521,232	1,065,718	58%
Black	358,052	316,710	656,208	36%
Asian	19,788	17,577	36,760	2%
AIAN****	2,117	1,751	3,775	0%
Pacific Islander	974	836	1,768	0%
Multi-racial	184	147	321	0%
Other	35,049	30,755	63,486	3%

*Those with unknown race are excluded

**One dose of Pfizer/Moderna or one dose of Johnson and Johnson vaccine

***Second dose of Pfizer/Moderna or one dose of Johnson and Johnson vaccine

****American Indian and Alaskan Native

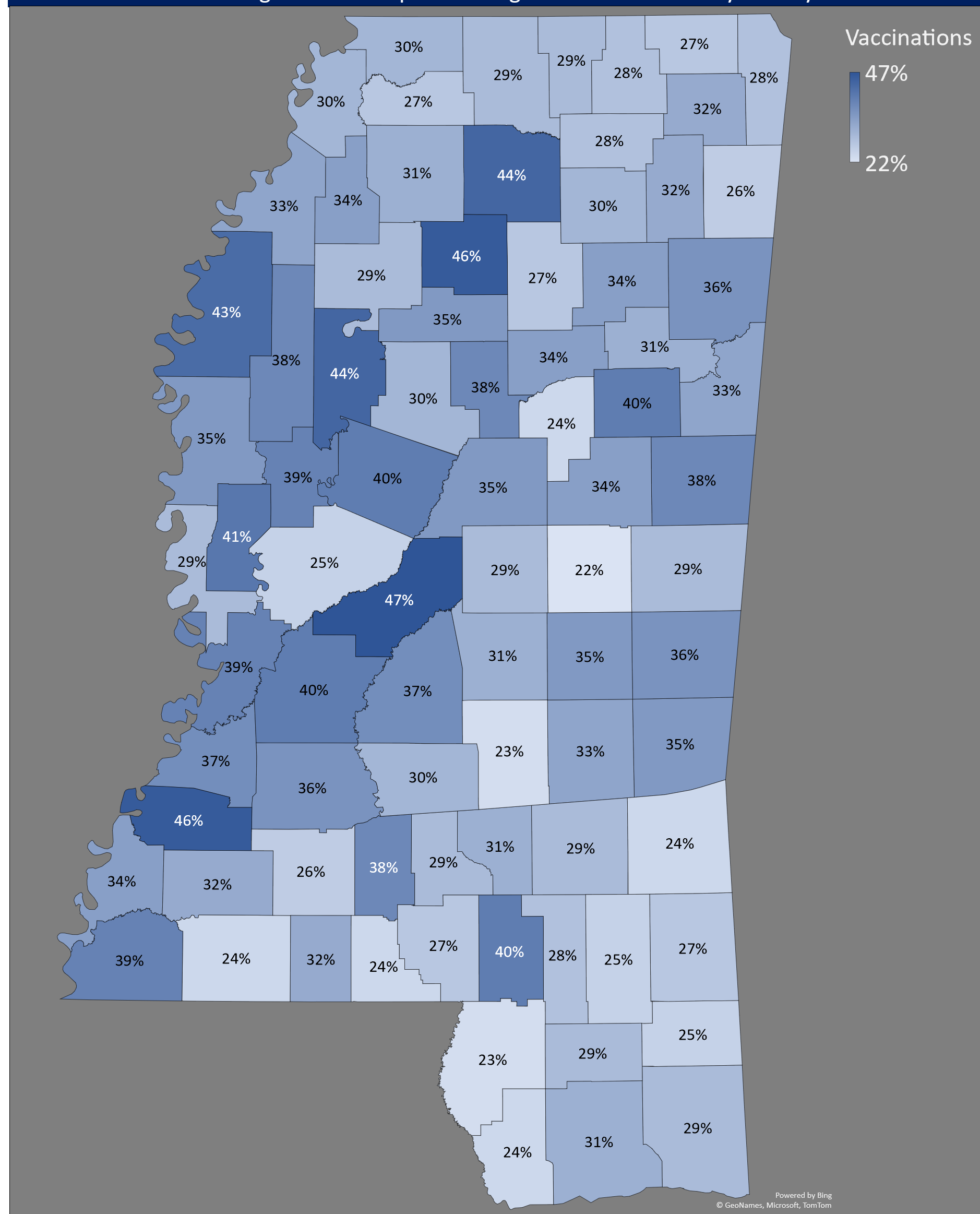
Vaccine Doses Administered by Ethnicity

Ethnicity	Received at Least One Dose*	Fully Vaccinated**	Vaccinations	% of Total Doses Administered
Not Hispanic	914,939	821,462	1,693,623	89%
Hispanic	24,614	20,242	43,381	2%
Unknown	87,391	67,837	155,430	8%

*One dose of Pfizer/Moderna or one dose of Johnson and Johnson vaccine

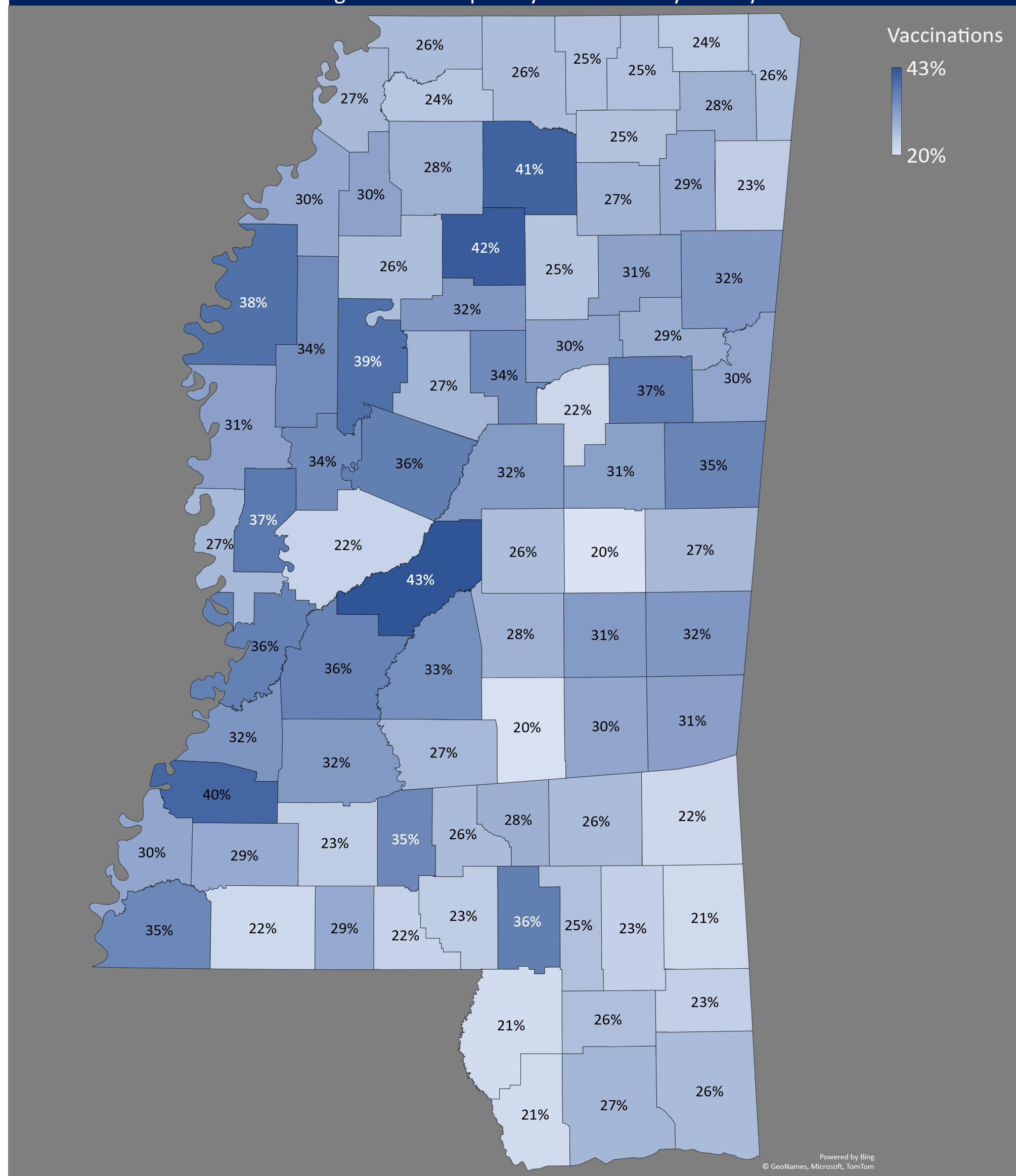
**Second dose of Pfizer/Moderna or one dose of Johnson and Johnson vaccine

Percentage of Total Pop. Receiving at least One Dose by County*



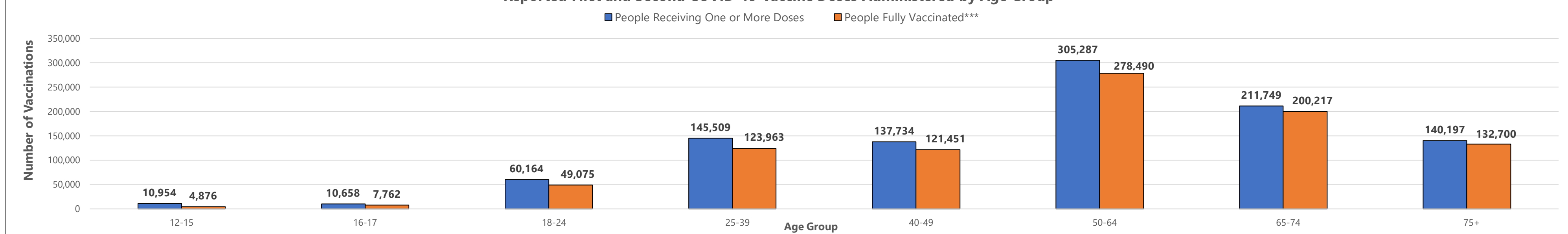
*One dose of Pfizer/Moderna or one dose of Janssen (Johnson and Johnson) vaccine
 **Second dose of Pfizer/Moderna or one dose of Janssen (Johnson and Johnson) vaccine

Percentage of Total Pop. Fully Vaccinated by County**



Age Group

Reported First and Second COVID-19 Vaccine Doses Administered by Age Group **

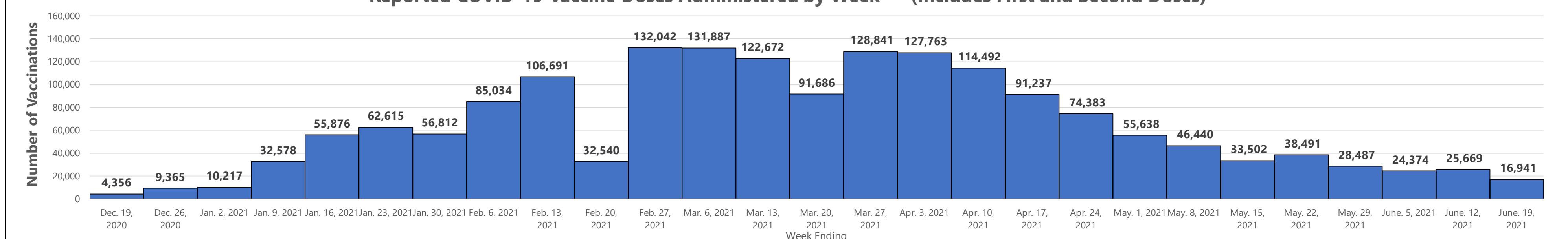


**Those with unknown ages are excluded

***Two doses of Pfizer/Moderna or one dose of Johnson and Johnson vaccine

Weekly Overall Totals

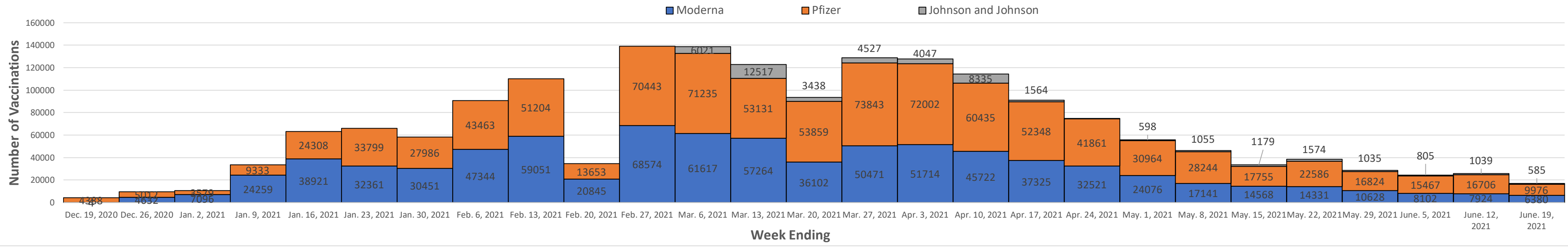
Reported COVID-19 Vaccine Doses Administered by Week*** (Includes First and Second Doses)



***Those with unknown week of vaccine administration are excluded

Weekly Dose Totals

Reported COVID-19 Vaccine Doses Administered by Week*** (Includes First and Second Doses)



***Those with unknown week of vaccine administration are excluded

Vaccine Doses Administered by County of Residence (Updated as of 8am 6/18/2021)*

County of Residence	People Receiving at least One Dose**	% of Total Pop. Receiving at least One Dose	People Fully Vaccinated***	% of Total Pop. Fully Vaccinated	Total Doses Administered
Adams	10316	34%	9185	30%	19035
Alcorn	9899	27%	8843	24%	18480
Amite	2921	24%	2655	22%	5294
Attala	6345	35%	5749	32%	11940
Benton	2407	29%	2116	25%	4349
Bolivar	13121	43%	11844	38%	24164
Calhoun	3925	27%	3553	25%	7103
Carroll	2957	30%	2714	27%	5609
Chickasaw	5812	34%	5235	31%	10710
Choctaw	1978	24%	1794	22%	3591
Claiborne	3309	37%	2921	32%	6001
Clarke	5401	35%	4818	31%	9866
Clay	6060	31%	5546	29%	10820
Coahoma	7318	33%	6566	30%	13337
Copiah	10023	36%	8979	32%	18422
Covington	5859	31%	5247	28%	10677
Desoto	55036	30%	48535	26%	101829
Forrest	20960	28%	18990	25%	38953
Franklin	2438	32%	2269	29%	4510
George	6190	25%	5626	23%	11392
Greene	3681	27%	2937	21%	6475
Grenada	7344	35%	6713	32%	13780
Hancock	11445	24%	10028	21%	20714
Harrison	64009	31%	56527	27%	117879
Hinds	92054	40%	82537	36%	170676
Holmes	6850	40%	6203	36%	12696
Humphreys	3147	39%	2766	34%	5698
Issaquena	388	29%	335	27%	723
Itawamba	6058	26%	5488	23%	11274
Jackson	42029	29%	37636	26%	78628
Jasper	5409	33%	4896	30%	9871
Jefferson	3248	46%	2822	40%	5847
Jefferson Davis	3210	29%	2910	26%	5821
Jones	19665	29%	17835	26%	36229
Kemper	2843	29%	2601	27%	5282
Lafayette	23858	44%	22196	41%	45107
Lamar	25312	40%	23000	36%	47257
Lauderdale	26368	36%	23957	32%	48972
Lawrence	4830	38%	4404	35%	9087
Leake	6653	29%	5930	26%	12252
Lee	27385	32%	24986	29%	51415
Leflore	12351	44%	10948	39%	23090
Lincoln	8946	26%	8069	23%	16682
Lowndes	19459	33%	17585	30%	35843
Madison	50472	47%	46076	43%	94387
Marion	6658	27%	5757	23%	11680
Marshall	10273	29%	9178	26%	18586
Monroe	12637	36%	11348	32%	23266
Montgomery	3682	38%	3358	34%	6961
Neshoba	6326	22%	5761	20%	11910
Newton	7311	35%	6645	31%	13439
Noxubee	4019	38%	3685	35%	7008
Oktibbeha	19704	40%	18242	37%	36865
Panola	10763	31%	9614	28%	19838
Pearl River	12913	23%	11626	21%	23309
Perry	2957	25%	2730	23%	5494
Pike	12779	32%	11491	29%	23360
Pontotoc	9624	30%	8834	27%	17964
Prentiss	8008	32%	7037	28%	14748
Quitman	2293	34%	2072	30%	4236
Rankin	57244	37%	51884	33%	106579
Scott	8763	31%	7841	28%	16034
Sharkey	1781	41%	1623	37%	3366
Simpson	8081	30%	7164	27%	14598
Smith	3587	23%	3198	20%	6531
Stone	5304	29%	4735	26%	9748
Sunflower	9558	38%	8619	34%	17734
Tallahatchie	4009	29%	3590	26%	7472
Tate	7771	27%	6940	24%	14206
Tippah	6115	28%	5581	25%	11219
Tishomingo	5442	28%	4961	26%	9899
Tunica	2907	30%	2569	27%	4982
Union	8058	28%	7307	25%	15114
Walthall	3486	24%	3208	22%	6374
Warren	17902	39%	16353	36%	33376
Washington	15334	35%	13560	31%	27532
Wayne	4910	24%	4399	22%	8805
Webster	3269	34%	2949	30%	6092
Wilkinson	3371	39%	3009	35%	6158
Winston	6079	34%	5556	31%	11335
Yalobusha	5598	46%	5116	42%	10469
Yazoo	7489	25%	6696	22%	13892
Out of State	21049	N/A	16614	N/A	36374
Total	1006343	33%	903420	30%	1858320

*Those with unknown county of residence are excluded

**One dose of Pfizer/Moderna or one dose of Janssen (Johnson and Johnson) vaccine

***Second dose of Pfizer/Moderna or one dose of Janssen (Johnson and Johnson) vaccine