

Mississippi State Department of Health COVID-19 Vaccination Reporting

Updated as of 8a.m. June 29, 2021 (Data are Provisional)

Vaccine providers administering COVID-19 vaccine are required to report the doses administered to the Mississippi Immunization Information Exchange (MIIX), the statewide immunization registry, within 24 hours after administration

Total Reported Vaccinations by Mississippi Providers*

Total Doses Administered	2,022,135
People Receiving at Least One Dose**	1,096,039
People Fully Vaccinated***	979,997

*Includes Federal Agency Doses Administered (Bureau of Prisons, Veterans Health, Indian Health Services, Dept. of Defense)

**One dose of Pfizer/Moderna or one dose of Johnson and Johnson vaccine

***Two doses of Pfizer/Moderna or one dose of Johnson and Johnson vaccine

Vaccine Doses Distributed

Fed. Pharmacy Partnership LTCF (CVS/Walgreens)	88,725
Mississippi Enrolled Providers*	1,858,080
Total	1,946,805

*Includes hospitals, private clinics, and MSDH drive through clinics

Vaccine Doses Administered by Facility

Facility	First Dose	Second Dose
Hospital	135,830	135,009
Pharmacies*	247,521	186,157
MSDH Vaccination Efforts	398,325	371,846
Clinics	264,694	196,752

*Includes Doses administered in from CVS/ Walgreens LTCF Partnership

Federal Agency COVID-19 Vaccine Administration

Facility	First Dose	Second Dose
Bureau of Prisons	2,323	1,723
Veterans Health	22,272	19,668
Indian Health Service	3,839	2,857
Dept. of Defense	21,235	11,363

Vaccine Doses Administered by Race*

Race	Received at Least One Dose**	Fully Vaccinated***	Vaccinations	% of Total Doses Administered
White	582,389	532,891	1,085,464	58%
Black	368,637	328,559	678,282	36%
Asian	20,272	18,306	37,969	2%
AIAN****	2,305	1,940	4,151	0%
Pacific Islander	1,013	890	1,859	0%
Multi-racial	193	156	338	0%
Other	35,366	31,550	64,527	3%

*Those with unknown race are excluded

**One dose of Pfizer/Moderna or one dose of Johnson and Johnson vaccine

***Second dose of Pfizer/Moderna or one dose of Johnson and Johnson vaccine

****American Indian and Alaskan Native

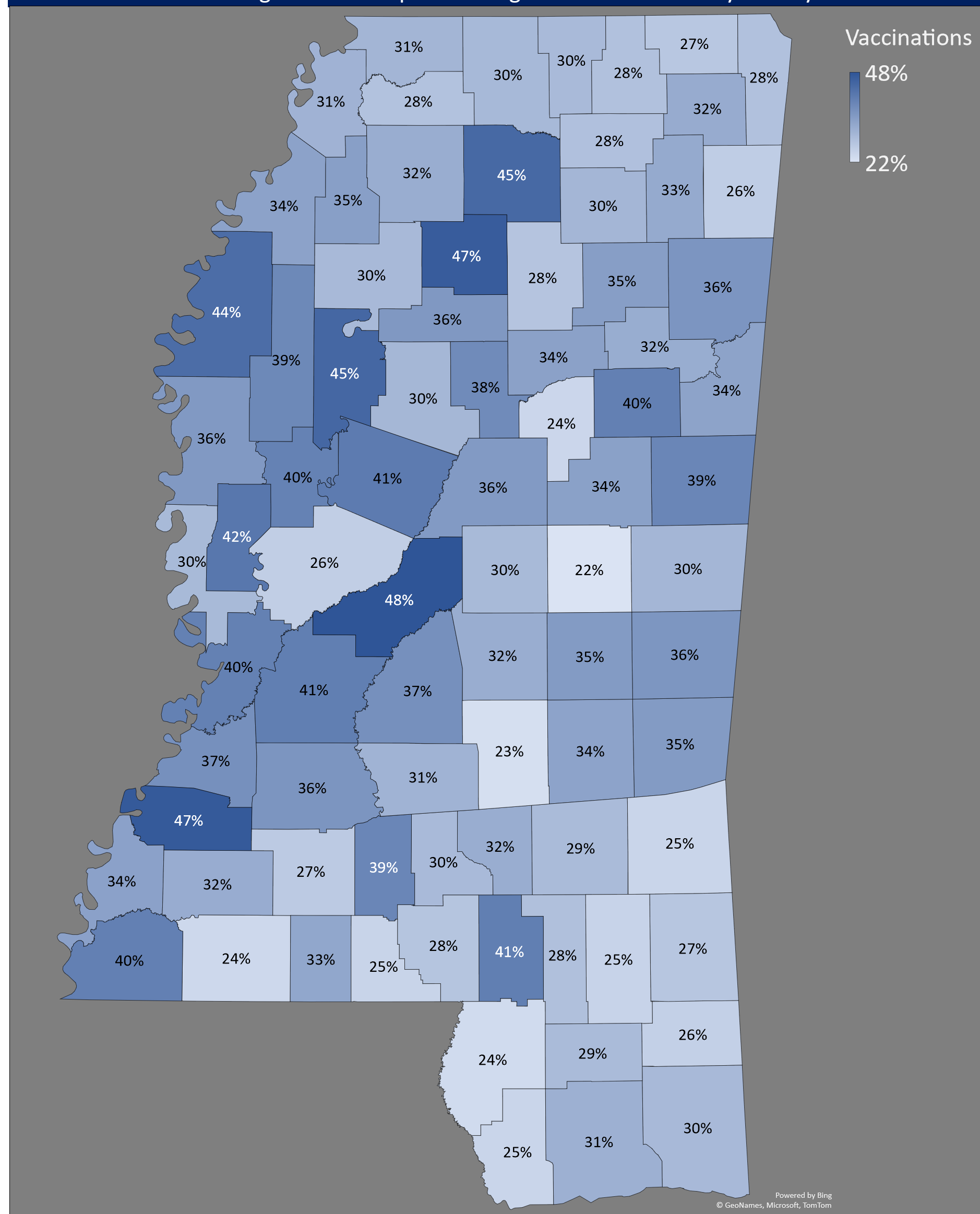
Vaccine Doses Administered by Ethnicity

Ethnicity	Received at Least One Dose*	Fully Vaccinated**	Vaccinations	% of Total Doses Administered
Not Hispanic	932,572	846,250	1,732,043	89%
Hispanic	25,653	21,635	45,642	2%
Unknown	88,145	76,291	158,449	8%

*One dose of Pfizer/Moderna or one dose of Johnson and Johnson vaccine

**Second dose of Pfizer/Moderna or one dose of Johnson and Johnson vaccine

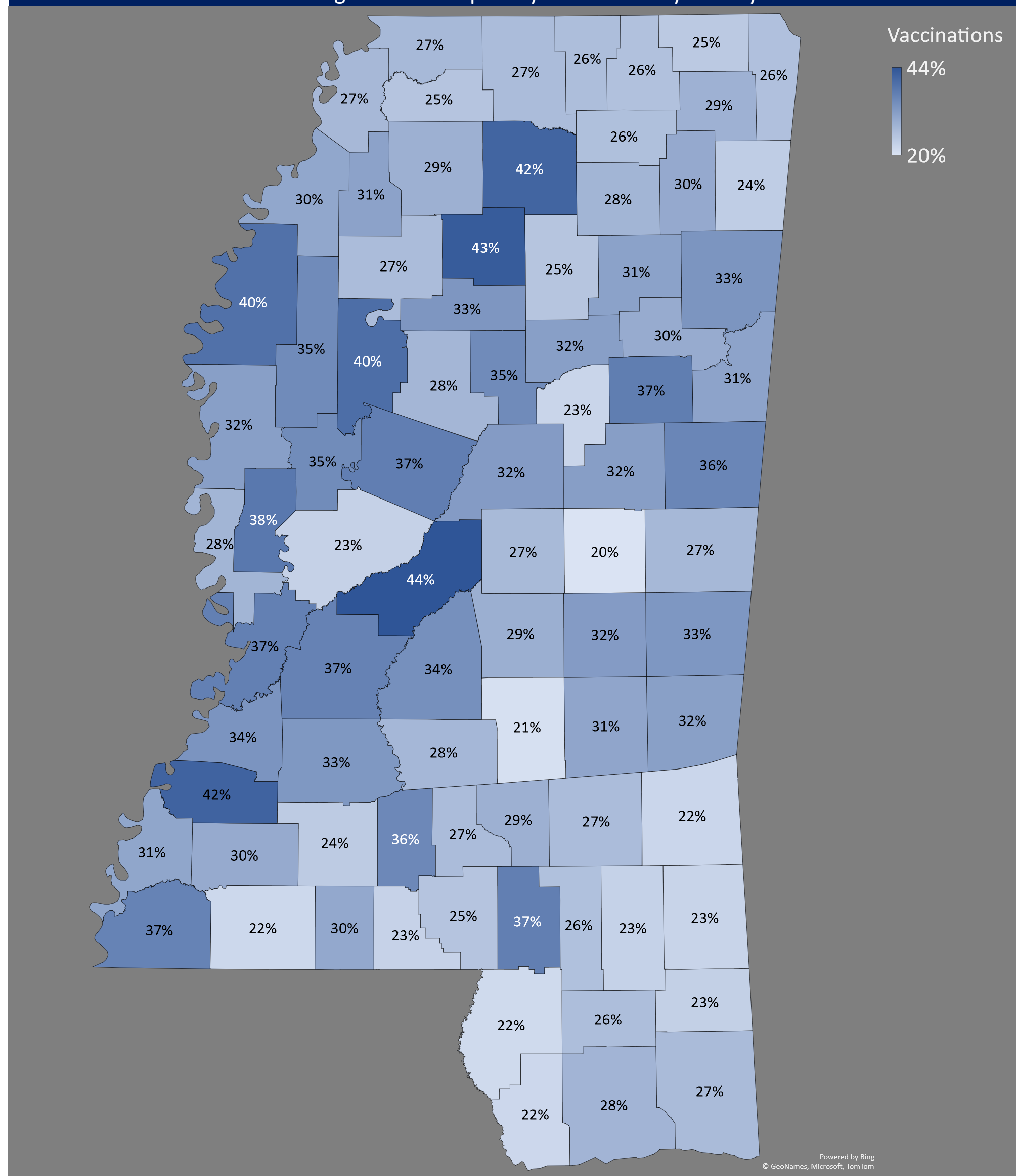
Percentage of Total Pop. Receiving at least One Dose by County*



*One dose of Pfizer/Moderna or one dose of Janssen (Johnson and Johnson) vaccine

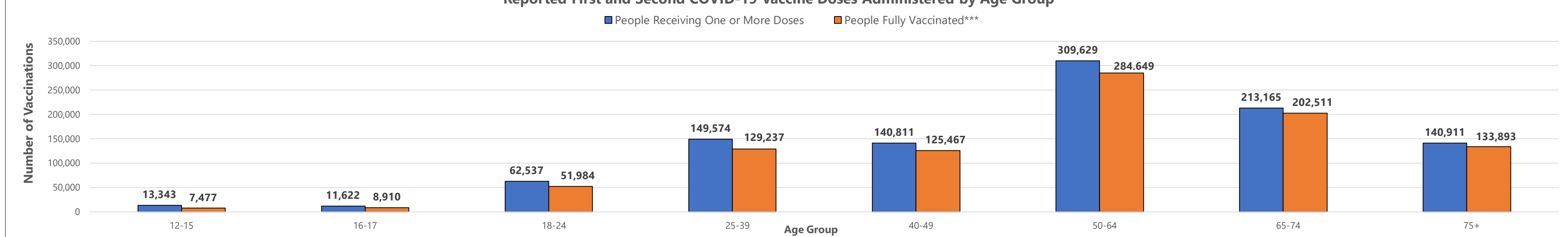
**Second dose of Pfizer/Moderna or one dose of Janssen (Johnson and Johnson) vaccine

Percentage of Total Pop. Fully Vaccinated by County**



Age Group

Reported First and Second COVID-19 Vaccine Doses Administered by Age Group **

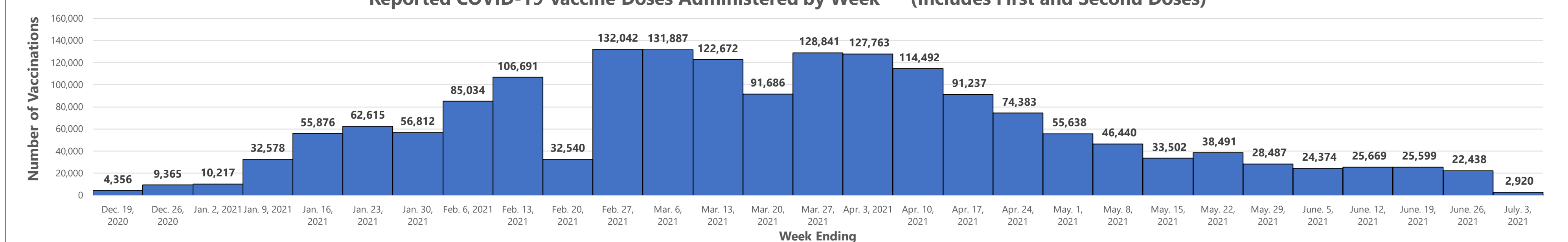


**Those with unknown ages are excluded

***Two doses of Pfizer/Moderna or one dose of Johnson and Johnson vaccine

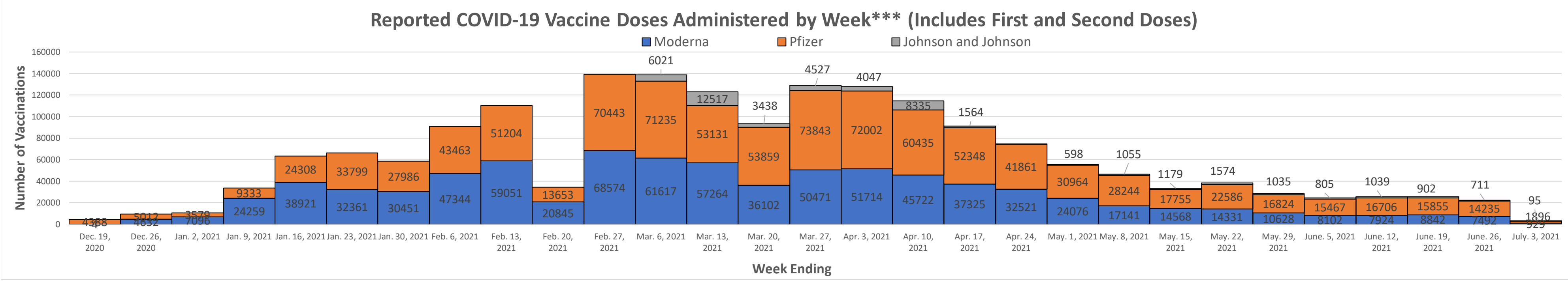
Weekly Overall Totals

Reported COVID-19 Vaccine Doses Administered by Week*** (Includes First and Second Doses)



***Those with unknown week of vaccine administration are excluded

Weekly Dose Totals



***Those with unknown week of vaccine administration are excluded

Vaccine Doses Administered by County of Residence (Updated as of 8am 6/29/2021)*

County of Residence	People Receiving at least One Dose**	% of Total Pop. Receiving at least One Dose	People Fully Vaccinated***	% of Total Pop. Fully Vaccinated	Total Doses Administered
Adams	10478	34%	9379	31%	19385
Alcorn	10066	27%	9062	25%	18845
Amite	2962	24%	2715	22%	5393
Attala	6457	36%	5876	32%	12179
Benton	2441	30%	2184	26%	4447
Bolivar	13393	44%	12116	40%	24682
Calhoun	3986	28%	3633	25%	7236
Carroll	3008	30%	2763	28%	5708
Chickasaw	5942	35%	5349	31%	10944
Choctaw	2005	24%	1856	23%	3679
Claiborne	3361	37%	3018	34%	6150
Clarke	5492	35%	4912	32%	10035
Clay	6197	32%	5717	30%	11114
Coahoma	7511	34%	6733	30%	13681
Copiah	10236	36%	9249	33%	18895
Covington	5971	32%	5355	29%	10887
Desoto	56472	31%	50453	27%	105109
Forrest	21341	28%	19481	26%	39795
Franklin	2478	32%	2299	30%	4577
George	6267	26%	5742	23%	11567
Greene	3716	27%	3081	23%	6651
Grenada	7445	36%	6888	33%	14050
Hancock	11783	25%	10531	22%	21538
Harrison	65268	31%	58462	28%	120971
Hinds	94015	41%	84776	37%	174847
Holmes	6994	41%	6339	37%	12970
Humphreys	3218	40%	2821	35%	5824
Issaquena	394	30%	372	28%	745
Itawamba	6127	26%	5592	24%	11441
Jackson	42726	30%	38744	27%	80392
Jasper	5537	34%	5018	31%	10114
Jefferson	3306	47%	2927	42%	6009
Jefferson Davis	3286	30%	2978	27%	5956
Jones	20002	29%	18248	27%	36916
Kemper	2951	30%	2672	27%	5453
Lafayette	24076	45%	22502	42%	45607
Lamar	25674	41%	23509	37%	48097
Lauderdale	26853	36%	24517	33%	49982
Lawrence	4922	39%	4477	36%	9247
Leake	6767	30%	6195	27%	12619
Lee	27805	33%	25588	30%	52396
Leflore	12650	45%	11306	40%	23741
Lincoln	9129	27%	8293	24%	17070
Lowndes	19846	34%	18162	31%	36774
Madison	51206	48%	47074	44%	96100
Marion	6797	28%	6244	25%	12301
Marshall	10516	30%	9445	27%	19081
Monroe	12821	36%	11775	33%	23860
Montgomery	3742	38%	3438	35%	7099
Neshoba	6431	22%	5866	20%	12110
Newton	7420	35%	6795	32%	13674
Noxubee	4085	39%	3746	36%	7132
Oktibbeha	19966	40%	18538	37%	37406
Panola	10955	32%	9850	29%	20252
Pearl River	13121	24%	12044	22%	23921
Perry	2990	25%	2767	23%	5563
Pike	13037	33%	11838	30%	23944
Pontotoc	9780	30%	9006	28%	18279
Prentiss	8112	32%	7199	29%	15001
Quitman	2345	35%	2115	31%	4329
Rankin	58057	37%	53138	34%	108597
Scott	9011	32%	8162	29%	16590
Sharkey	1810	42%	1657	38%	3428
Simpson	8251	31%	7358	28%	14945
Smith	3644	23%	3293	21%	6675
Stone	5386	29%	4857	26%	9947
Sunflower	9717	39%	8827	35%	18091
Tallahatchie	4114	30%	3696	27%	7681
Tate	7978	28%	7186	25%	14647
Tippah	6248	28%	5710	26%	11466
Tishomingo	5506	28%	5043	26%	10035
Tunica	2987	31%	2638	27%	5129
Union	8193	28%	7538	26%	15467
Walthall	3553	25%	3290	23%	6509
Warren	18223	40%	16761	37%	34077
Washington	15661	36%	13943	32%	28214
Wayne	4994	25%	4515	22%	8988
Webster	3309	34%	3069	32%	6249
Wilkinson	3478	40%	3150	37%	6397
Winston	6158	34%	5725	32%	11558
Yalobusha	5674	47%	5226	43%	10646
Yazoo	7705	26%	6880	23%	14289
Out of State	21570	N/A	17166	N/A	37422
Total	1025105	34%	928429	31%	1900817

*Those with unknown county of residence are excluded

**One dose of Pfizer/Moderna or one dose of Janssen (Johnson and Johnson) vaccine

***Second dose of Pfizer/Moderna or one dose of Janssen (Johnson and Johnson) vaccine