

Mississippi State Department of Health COVID-19 Vaccination Reporting

Updated as of 8a.m. July 15, 2021 (Data are Provisional)

Vaccine providers administering COVID-19 vaccine are required to report the doses administered to the Mississippi Immunization Information Exchange (MIIX), the statewide immunization registry, within 24 hours after administration

Total Reported Vaccinations by Mississippi Providers*

Total Doses Administered	2,077,275
People Receiving at Least One Dose**	1,127,645
People Fully Vaccinated***	1,005,648

*Includes Federal Agency Doses Administered (Bureau of Prisons, Veterans Health, Indian Health Services, Dept. of Defense)

**One dose of Pfizer/Moderna or one dose of Johnson and Johnson vaccine

***Two doses of Pfizer/Moderna or one dose of Johnson and Johnson vaccine

Vaccine Doses Distributed

Fed. Pharmacy Partnership LTCF (CVS/Walgreens)	88,725
Mississippi Enrolled Providers*	1,858,080
Total	1,946,805

*Includes hospitals, private clinics, and MSDH drive through clinics

Vaccine Doses Administered by Facility

Facility	First Dose	Second Dose
Hospital	138,414	136,288
Pharmacies*	269,085	201,057
MSDH Vaccination Efforts	399,754	373,433
Clinics	270,156	202,331

*Includes Doses administered in from CVS/ Walgreens LTCF Partnership

Federal Agency COVID-19 Vaccine Administration

Facility	First Dose	Second Dose
Bureau of Prisons	2,323	1,723
Veterans Health	22,431	19,768
Indian Health Service	3,973	3,029
Dept. of Defense	21,543	11,875

Vaccine Doses Administered by Race*

Race	Received at Least One Dose**	Fully Vaccinated***	Vaccinations	% of Total Doses Administered
White	594,925	543,303	1,107,496	58%
Black	384,422	340,790	705,892	37%
Asian	20,873	18,982	39,212	2%
AIAN****	2,496	2,102	4,498	0%
Pacific Islander	1,070	931	1,955	0%
Multi-racial	195	159	343	0%
Other	36,207	32,175	65,917	3%

*Those with unknown race are excluded

**One dose of Pfizer/Moderna or one dose of Johnson and Johnson vaccine

***Second dose of Pfizer/Moderna or one dose of Johnson and Johnson vaccine

****American Indian and Alaskan Native

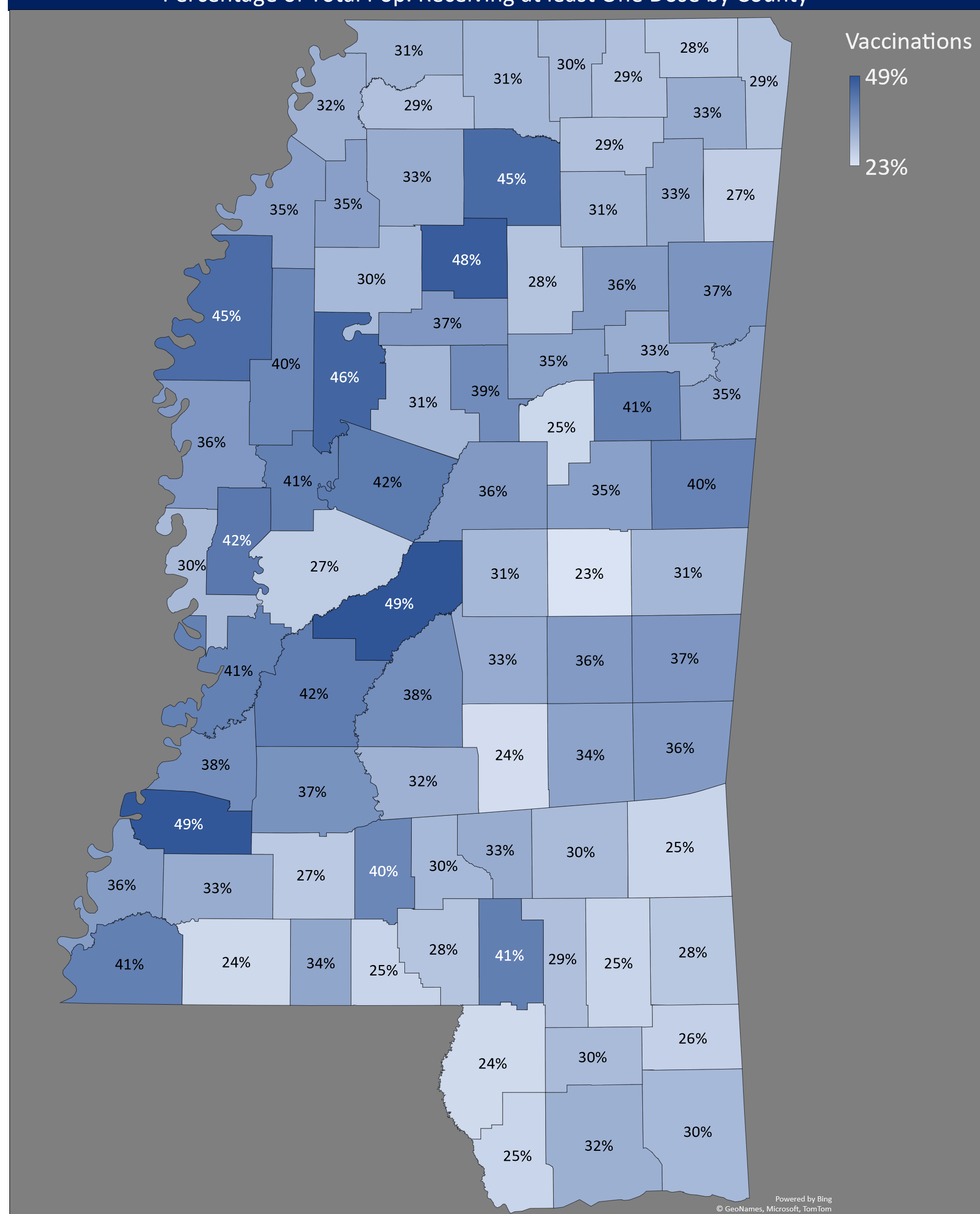
Vaccine Doses Administered by Ethnicity

Ethnicity	Received at Least One Dose*	Fully Vaccinated**	Vaccinations	% of Total Doses Administered
Not Hispanic	959,610	867,968	1,779,522	89%
Hispanic	26,746	22,699	47,762	2%
Unknown	91,053	78,369	163,234	8%

*One dose of Pfizer/Moderna or one dose of Johnson and Johnson vaccine

**Second dose of Pfizer/Moderna or one dose of Johnson and Johnson vaccine

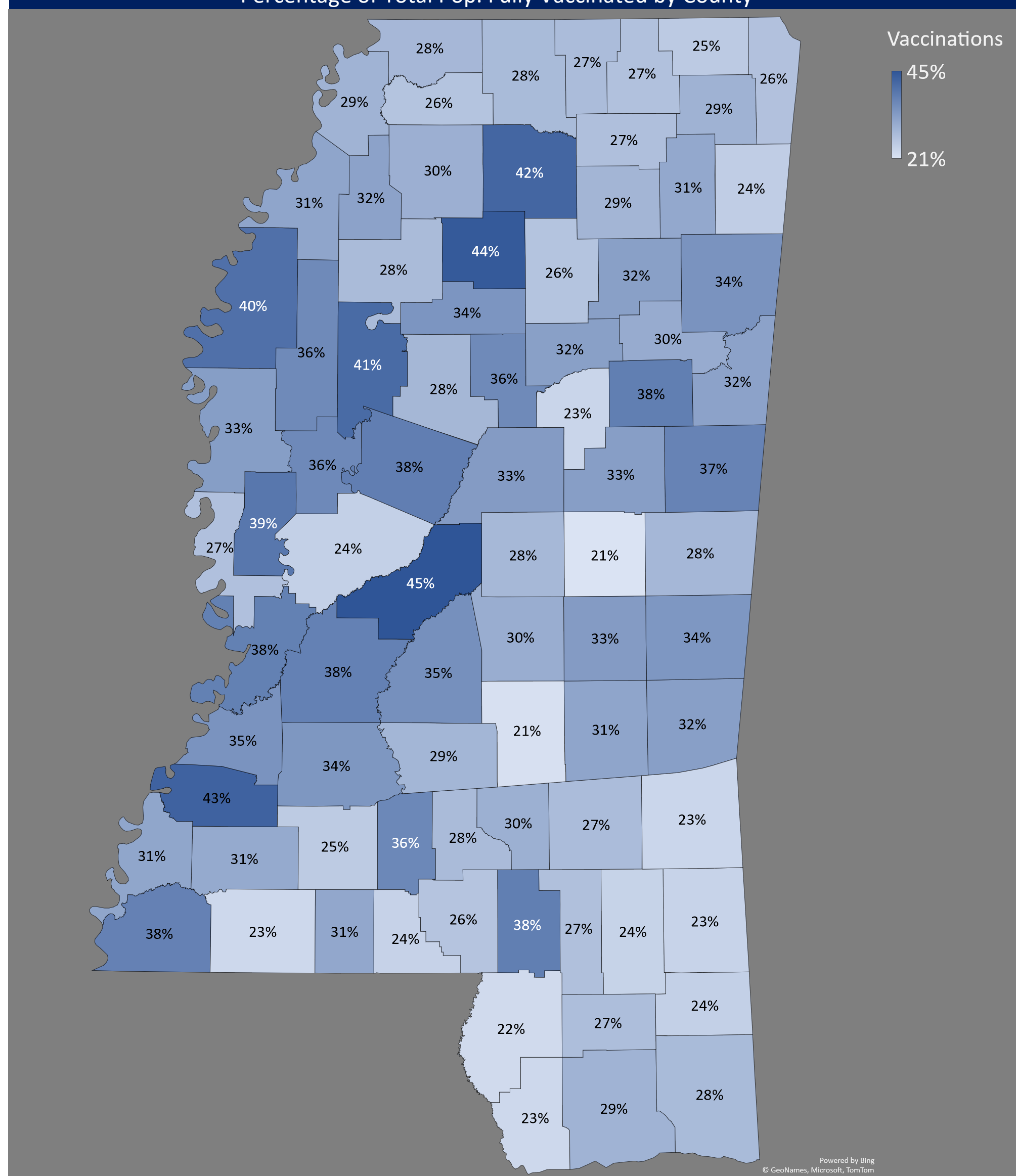
Percentage of Total Pop. Receiving at least One Dose by County**



**One dose of Pfizer/Moderna or one dose of Janssen (Johnson and Johnson) vaccine

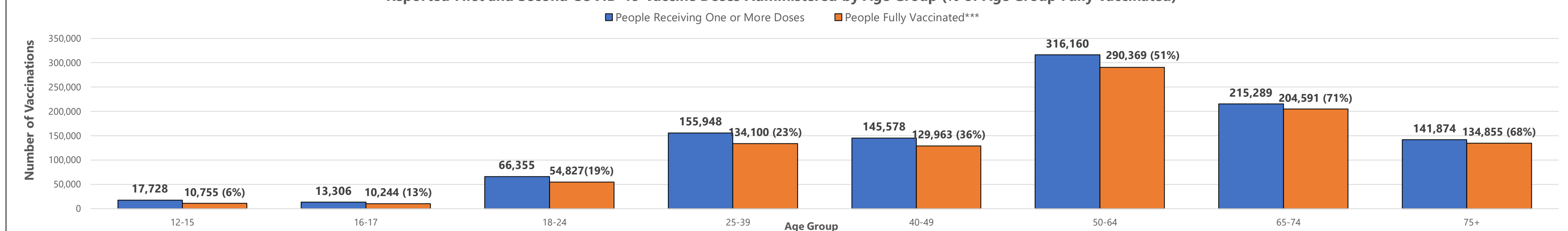
***Second dose of Pfizer/Moderna or one dose of Janssen (Johnson and Johnson) vaccine

Percentage of Total Pop. Fully Vaccinated by County***



Age Group

Reported First and Second COVID-19 Vaccine Doses Administered by Age Group (% of Age Group Fully Vaccinated)**

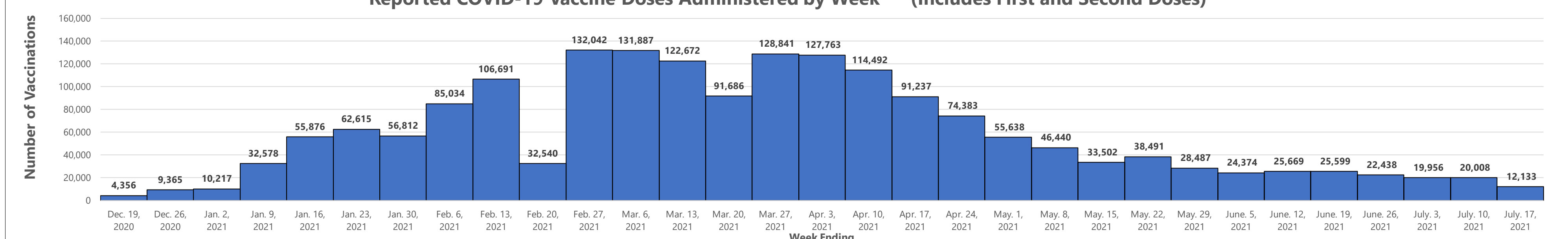


**Those with unknown ages are excluded

***Two doses of Pfizer/Moderna or one dose of Johnson and Johnson vaccine

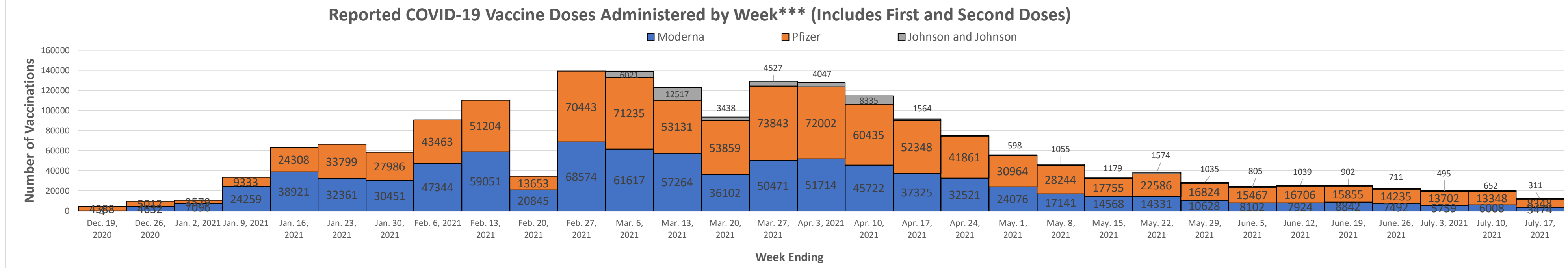
Weekly Overall Totals

Reported COVID-19 Vaccine Doses Administered by Week*** (Includes First and Second Doses)



***Those with unknown week of vaccine administration are excluded

Weekly Dose Totals



***Those with unknown week of vaccine administration are excluded

Vaccine Doses Administered by County of Residence (Updated as of 8am 7/15/2021)*

County of Residence	People Receiving at least One Dose**	% of Total Pop. Receiving at least One Dose	People Fully Vaccinated***	% of Total Pop. Fully Vaccinated	Total Doses Administered
Adams	11105	36%	9597	31%	20227
Alcorn	10332	28%	9253	25%	19279
Amite	3027	25%	2775	23%	5516
Attala	6647	37%	6014	33%	12500
Benton	2520	31%	2265	27%	4600
Bolivar	13830	45%	12402	40%	25387
Calhoun	4102	29%	3743	26%	7444
Carroll	3069	31%	2819	28%	5825
Chickasaw	6177	36%	5524	32%	11329
Choctaw	2055	25%	1900	23%	3768
Claiborne	3484	39%	3102	35%	6355
Clarke	5637	36%	5046	32%	10301
Clay	6352	33%	5863	30%	11405
Coahoma	7793	35%	6958	31%	14172
Copiah	10636	38%	9512	34%	19547
Covington	6170	33%	5510	30%	11221
Desoto	58467	32%	52150	28%	108744
Forrest	21888	29%	19989	27%	40814
Franklin	2543	33%	2357	31%	4699
George	6436	26%	5873	24%	11852
Greene	3776	28%	3183	23%	6802
Grenada	7656	37%	7080	34%	14450
Hancock	12084	25%	10767	23%	22050
Harrison	67351	32%	60203	29%	124695
Hinds	97448	42%	87159	38%	180589
Holmes	7212	42%	6484	38%	13320
Humphreys	3312	41%	2922	36%	6018
Issaquena	398	30%	354	27%	752
Itawamba	6242	27%	5707	24%	11663
Jackson	43957	31%	39727	28%	82563
Jasper	5681	35%	5147	31%	10375
Jefferson	3443	49%	3001	43%	6218
Jefferson Davis	3405	31%	3068	28%	6162
Jones	20456	30%	18631	27%	37717
Kemper	3029	31%	2752	28%	5608
Lafayette	24385	45%	22843	42%	46240
Lamar	26272	41%	24094	38%	49226
Lauderdale	27460	37%	25110	34%	51163
Lawrence	5034	40%	4586	36%	9460
Leake	7040	31%	6397	28%	13079
Lee	28520	33%	26326	31%	53808
Leflore	13034	46%	11690	41%	24502
Lincoln	9395	28%	8473	25%	17491
Lowndes	20451	35%	18663	32%	37853
Madison	52544	49%	48071	45%	98415
Marion	6991	28%	6390	26%	12628
Marshall	10919	31%	9763	28%	19785
Monroe	13196	37%	12140	34%	24572
Montgomery	3827	39%	3530	36%	7275
Neshoba	6613	23%	6019	21%	12424
Newton	7629	36%	6954	33%	14023
Noxubee	4232	41%	3876	37%	7402
Oktibbeha	20339	41%	18861	38%	38089
Panola	11291	33%	10122	30%	20851
Pearl River	13532	24%	12304	22%	24554
Perry	3046	25%	2816	24%	5662
Pike	13450	34%	12168	31%	24635
Pontotoc	10029	31%	9212	29%	18719
Prentiss	8265	33%	7323	29%	15276
Quitman	2405	35%	2169	32%	4438
Rankin	59612	38%	54379	35%	111322
Scott	9399	33%	8425	30%	17233
Sharkey	1837	43%	1697	39%	3495
Simpson	8566	32%	7608	29%	15495
Smith	3766	24%	3365	21%	6857
Stone	5536	30%	4973	27%	10210
Sunflower	9999	40%	9061	36%	18599
Tallahatchie	4222	31%	3811	28%	7902
Tate	8305	29%	7384	26%	15161
Tippah	6438	29%	5845	27%	11769
Tishomingo	5592	29%	5131	26%	10192
Tunica	3124	32%	2788	29%	5399
Union	8401	29%	7740	27%	15872
Walthall	3640	25%	3366	24%	6669
Warren	18650	41%	17112	38%	34840
Washington	16100	37%	14348	33%	29031
Wayne	5114	25%	4628	23%	9202
Webster	3385	35%	3130	32%	6377
Wilkinson	3553	41%	3240	38%	6560
Winston	6313	35%	5864	33%	11849
Yalobusha	5804	48%	5364	44%	10907
Yazoo	8045	27%	7101	24%	14844
Out of State	22190	N/A	17648	N/A	38438
Total	1055210	35%	952745	31%	1953760

*Those with unknown county of residence are excluded

**One dose of Pfizer/Moderna or one dose of Janssen (Johnson and Johnson) vaccine

***Second dose of Pfizer/Moderna or one dose of Janssen (Johnson and Johnson) vaccine