

# Mississippi State Department of Health COVID-19 Vaccination Reporting

Updated as of 8a.m. August 10, 2021 (Data are Provisional)

Vaccine providers administering COVID-19 vaccine are required to report the doses administered to the Mississippi Immunization Information Exchange (MIIX), the statewide immunization registry, within 24 hours after administration

## Total Reported Vaccinations by Mississippi Providers\*

|                                      |           |
|--------------------------------------|-----------|
| Total Doses Administered             | 2,284,570 |
| People Receiving at Least One Dose** | 1,277,495 |
| People Fully Vaccinated***           | 1,059,266 |

\*Includes Federal Agency Doses Administered (Bureau of Prisons, Veterans Health, Indian Health Services, Dept. of Defense)  
 \*\*One dose of Pfizer/Moderna or one dose of Johnson and Johnson vaccine  
 \*\*\*Two doses of Pfizer/Moderna or one dose of Johnson and Johnson vaccine

## Vaccine Doses Distributed

|  |           |
|--|-----------|
| Fed. Pharmacy Partnership LTCF (CVS/Walgreens) | 88,725    |
| Mississippi Enrolled Providers*                | 1,858,080 |
| Total  | 1,946,805 |

\*Includes hospitals, private clinics, and MSDH drive through clinics

## Vaccine Doses Administered by Facility

| Facility                 | First Dose | Second Dose |
|--------------------------|------------|-------------|
| Hospital                 | 144,735    | 130,056     |
| Pharmacies*              | 372,335    | 234,134     |
| MSDH Vaccination Efforts | 402,129    | 375,377     |
| Clinics                  | 306,581    | 222,095     |

\*Includes Doses administered in from CVS/ Walgreens LTCF Partnership

## Federal Agency COVID-19 Vaccine Administration

| Facility              | First Dose | Second Dose |
|-----------------------|------------|-------------|
| Bureau of Prisons     | 2,600      | 1,797       |
| Veterans Health       | 23,065     | 19,951      |
| Indian Health Service | 4,387      | 3,260       |
| Dept. of Defense      | 21,663     | 12,348      |

## Vaccine Doses Administered by Race\*

| Race             | Received at Least One Dose** | Fully Vaccinated*** | Vaccinations | % of Total Doses Administered |
|------------------|------------------------------|---------------------|--------------|-------------------------------|
| White            | 665,770                      | 565,408             | 1,203,033    | 57%                           |
| Black            | 448,876                      | 366,884             | 797,984      | 38%                           |
| Asian            | 22,169                       | 19,841              | 41,469       | 2%                            |
| AIAN****         | 3,051                        | 2,329               | 5,290        | 0%                            |
| Pacific Islander | 1,273                        | 1,026               | 2,258        | 0%                            |
| Multi-racial     | 210                          | 167                 | 367          | 0%                            |
| Other            | 38,927                       | 33,234              | 69,642       | 3%                            |

\*Those with unknown race are excluded

\*\*One dose of Pfizer/Moderna or one dose of Johnson and Johnson vaccine

\*\*\*Second dose of Pfizer/Moderna or one dose of Johnson and Johnson vaccine

\*\*\*\*American Indian and Alaskan Native

## Vaccine Doses Administered by Ethnicity

| Ethnicity    | Received at Least One Dose* | Fully Vaccinated** | Vaccinations | % of Total Doses Administered |
|--------------|-----------------------------|--------------------|--------------|-------------------------------|
| Not Hispanic | 1,086,904                   | 914,505            | 1,957,353    | 89%                           |
| Hispanic     | 30,984                      | 24,544             | 53,819       | 2%                            |
| Unknown      | 107,892                     | 82,555             | 184,328      | 8%                            |

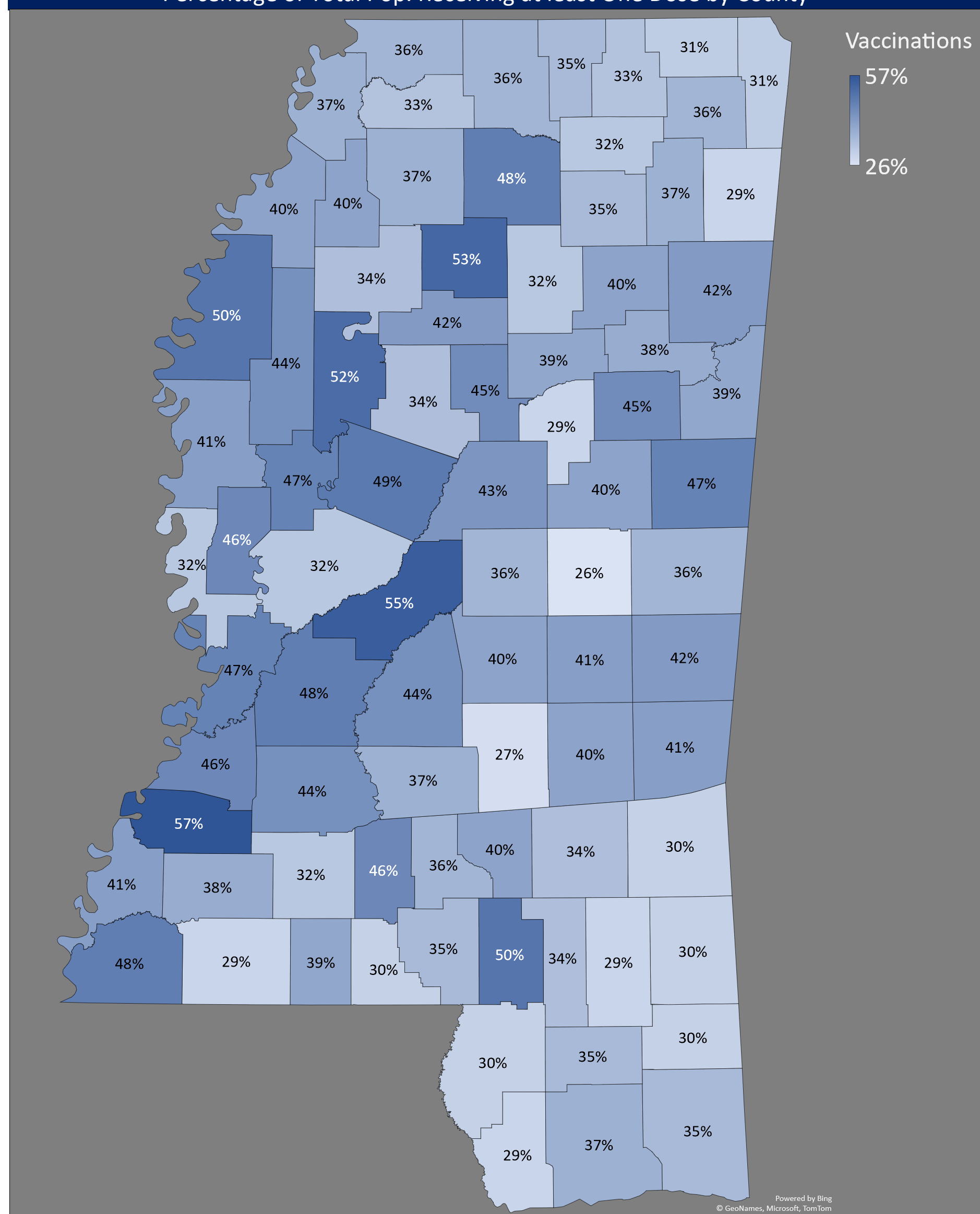
\*One dose of Pfizer/Moderna or one dose of Johnson and Johnson vaccine

\*\*Second dose of Pfizer/Moderna or one dose of Johnson and Johnson vaccine

## MS & US Fully Vaccinated Rates by Age Groups

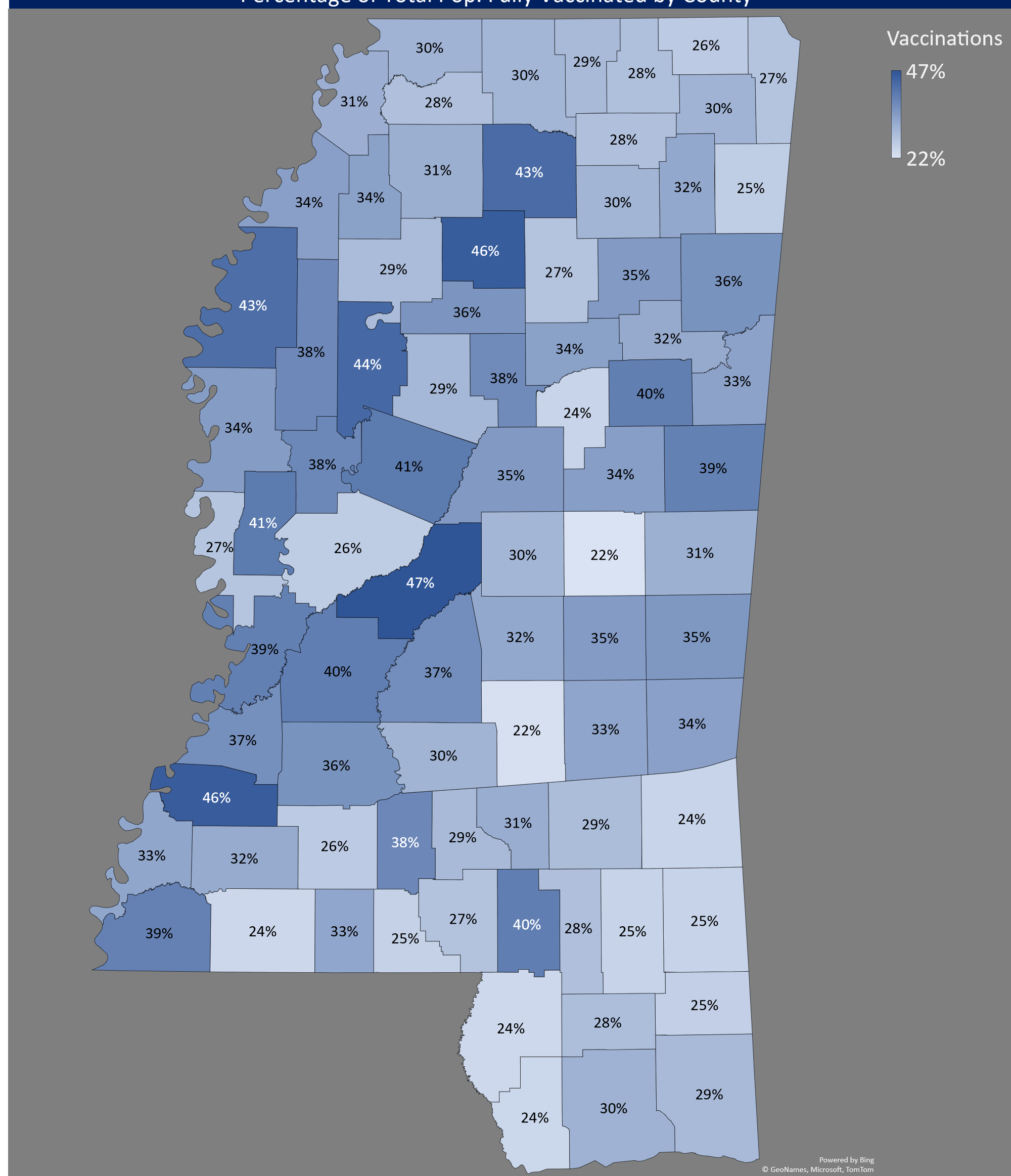
| Age Groups         | United States | Mississippi |
|--------------------|---------------|-------------|
| % of total Pop     | 50%           | 35%         |
| % ≥12 Years of age | 58%           | 40%         |
| % ≥18 Years of age | 61%           | 43%         |
| % ≥65 Years of age | 80%           | 71%         |

## Percentage of Total Pop. Receiving at least One Dose by County\*\*



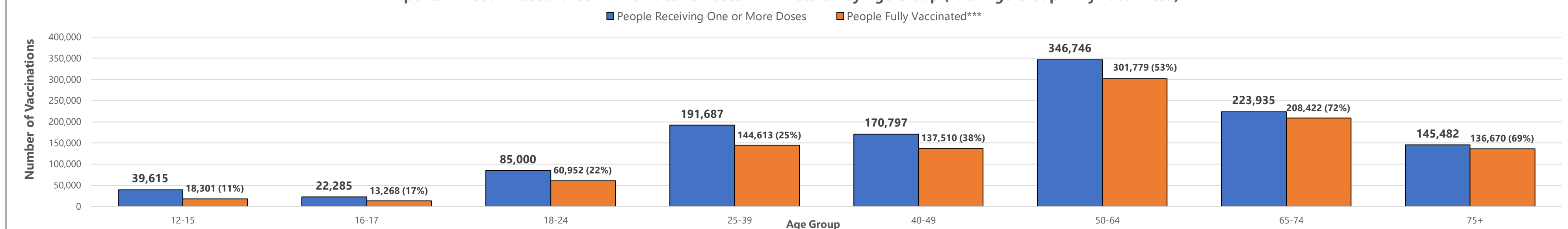
\*\*One dose of Pfizer/Moderna or one dose of Janssen (Johnson and Johnson) vaccine  
 \*\*\*Second dose of Pfizer/Moderna or one dose of Janssen (Johnson and Johnson) vaccine

## Percentage of Total Pop. Fully Vaccinated by County\*\*\*



## Age Group

### Reported First and Second COVID-19 Vaccine Doses Administered by Age Group (% of Age Group Fully Vaccinated)\*\*

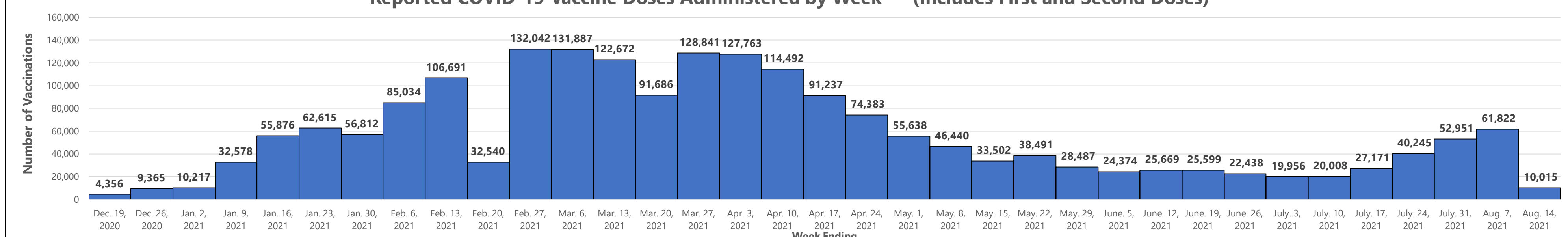


\*\*Those with unknown ages are excluded

\*\*\*Two doses of Pfizer/Moderna or one dose of Johnson and Johnson vaccine

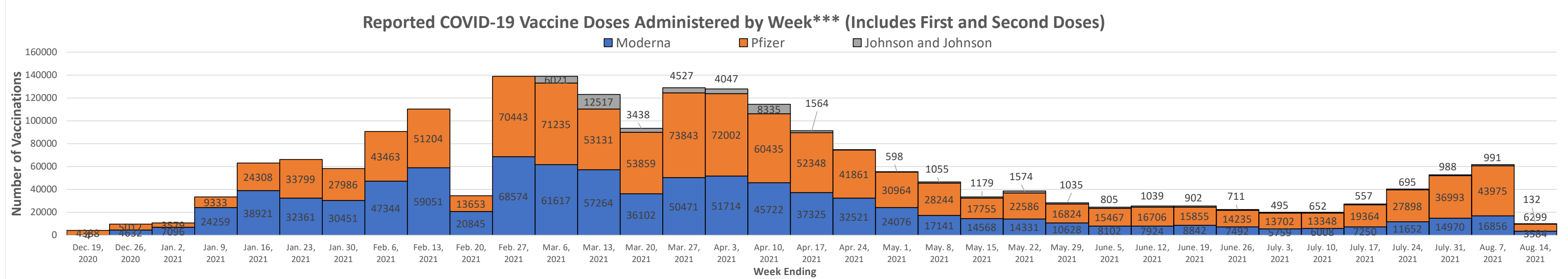
## Weekly Overall Totals

### Reported COVID-19 Vaccine Doses Administered by Week\*\*\* (Includes First and Second Doses)



\*\*\*Those with unknown week of vaccine administration are excluded

Weekly Dose Totals



\*\*\*Those with unknown week of vaccine administration are excluded

Vaccine Doses Administered by County of Residence (Updated as of 8am 8/10/2021)\*

| County of Residence | People Receiving at least One Dose** | % of Total Pop. Receiving at least One Dose | People Fully Vaccinated*** | % of Total Pop. Fully Vaccinated | Total Doses Administered |
|---------------------|--------------------------------------|---|----------------------------|----------------------------------|--------------------------|
| Adams               | 12647                                | 41%   | 10038                      | 33%                              | 13332                    |
| Alcorn              | 11487                                | 31%   | 9637                       | 26%                              | 14581                    |
| Amite               | 3534                                 | 29%   | 2918                       | 24%                              | 5698                     |
| Attala              | 7905                                 | 43%   | 6345                       | 35%                              | 12231                    |
| Benton              | 2893                                 | 35%   | 2398                       | 29%                              | 4907                     |
| Bolivar             | 15363                                | 50%   | 13127                      | 43%                              | 24141                    |
| Calhoun             | 4564                                 | 32%   | 3916                       | 27%                              | 7483                     |
| Carroll             | 3397                                 | 34%   | 2934                       | 29%                              | 5510                     |
| Chickasaw           | 6914                                 | 40%   | 5944                       | 35%                              | 11243                    |
| Choctaw             | 2372                                 | 29%   | 1998                       | 24%                              | 3934                     |
| Claiborne           | 4119                                 | 46%   | 3302                       | 37%                              | 6296                     |
| Clarke              | 6444                                 | 41%   | 5241                       | 34%                              | 10107                    |
| Clay                | 7411                                 | 38%   | 6155                       | 32%                              | 10582                    |
| Coahoma             | 8861                                 | 40%   | 7493                       | 34%                              | 13074                    |
| Copiah              | 12406                                | 44%   | 10161                      | 36%                              | 19794                    |
| Covington           | 7514                                 | 40%   | 5838                       | 31%                              | 11913                    |
| Desoto              | 66554                                | 36%   | 56155                      | 30%                              | 91581                    |
| Forrest             | 25476                                | 34%   | 21052                      | 28%                              | 34323                    |
| Franklin            | 2944                                 | 38%   | 2455                       | 32%                              | 4695                     |
| George              | 7295                                 | 30%   | 6180                       | 25%                              | 7690                     |
| Greene              | 4133                                 | 30%   | 3334                       | 25%                              | 4681                     |
| Grenada             | 8776                                 | 42%   | 7435                       | 36%                              | 13703                    |
| Hancock             | 13843                                | 29%   | 11369                      | 24%                              | 22012                    |
| Harrison            | 76786                                | 37%   | 63463                      | 30%                              | 117986                   |
| Hinds               | 110447                               | 48%   | 92592                      | 40%                              | 173025                   |
| Holmes              | 8298                                 | 49%   | 6899                       | 41%                              | 13172                    |
| Humphreys           | 3825                                 | 47%   | 3077                       | 38%                              | 6056                     |
| Issaquena           | 423                                  | 32%   | 360                        | 27%                              | 667                      |
| Itawamba            | 6836                                 | 29%   | 5959                       | 25%                              | 10338                    |
| Jackson             | 50016                                | 35%   | 41648                      | 29%                              | 70878                    |
| Jasper              | 6504                                 | 40%   | 5378                       | 33%                              | 10776                    |
| Jefferson           | 3985                                 | 57%   | 3204                       | 46%                              | 5874                     |
| Jefferson Davis     | 3958                                 | 36%   | 3240                       | 29%                              | 6437                     |
| Jones               | 23325                                | 34%   | 19437                      | 29%                              | 33021                    |
| Kemper              | 3541                                 | 36%   | 3009                       | 31%                              | 5876                     |
| Lafayette           | 25967                                | 48%   | 23428                      | 43%                              | 24383                    |
| Lamar               | 31417                                | 50%   | 25307                      | 40%                              | 41208                    |
| Lauderdale          | 30935                                | 42%   | 26149                      | 35%                              | 41132                    |
| Lawrence            | 5770                                 | 46%   | 4809                       | 38%                              | 9552                     |
| Leake               | 8145                                 | 36%   | 6793                       | 30%                              | 12936                    |
| Lee                 | 31637                                | 37%   | 27538                      | 32%                              | 44172                    |
| Leflore             | 14631                                | 52%   | 12361                      | 44%                              | 18533                    |
| Lincoln             | 10907                                | 32%   | 8908                       | 26%                              | 15852                    |
| Lowndes             | 22728                                | 39%   | 19569                      | 33%                              | 30125                    |
| Madison             | 58530                                | 55%   | 50333                      | 47%                              | 80258                    |
| Marion              | 8524                                 | 35%   | 6741                       | 27%                              | 12729                    |
| Marshall            | 12568                                | 36%   | 10533                      | 30%                              | 19564                    |
| Monroe              | 14810                                | 42%   | 12743                      | 36%                              | 23536                    |
| Montgomery          | 4384                                 | 45%   | 3675                       | 38%                              | 7101                     |
| Neshoba             | 7616                                 | 26%   | 6293                       | 22%                              | 9380                     |
| Newton              | 8657                                 | 41%   | 7270                       | 35%                              | 13976                    |
| Noxubee             | 4883                                 | 47%   | 4101                       | 39%                              | 6922                     |
| Oktibbeha           | 22522                                | 45%   | 19681                      | 40%                              | 24377                    |
| Panola              | 12574                                | 37%   | 10626                      | 31%                              | 18839                    |
| Pearl River         | 16714                                | 30%   | 13125                      | 24%                              | 23645                    |
| Perry               | 3497                                 | 29%   | 2944                       | 25%                              | 5488                     |
| Pike                | 15374                                | 39%   | 12826                      | 33%                              | 21497                    |
| Pontotoc            | 11129                                | 35%   | 9654                       | 30%                              | 17376                    |
| Prentiss            | 9083                                 | 36%   | 7613                       | 30%                              | 13736                    |
| Quitman             | 2742                                 | 40%   | 2285                       | 34%                              | 4559                     |
| Rankin              | 67656                                | 44%   | 57559                      | 37%                              | 97330                    |
| Scott               | 11164                                | 40%   | 9073                       | 32%                              | 16995                    |
| Sharkey             | 2009                                 | 46%   | 1751                       | 41%                              | 3231                     |
| Simpson             | 9821                                 | 37%   | 8040                       | 30%                              | 15661                    |
| Smith               | 4376                                 | 27%   | 3528                       | 22%                              | 7225                     |
| Stone               | 6506                                 | 35%   | 5202                       | 28%                              | 10336                    |
| Sunflower           | 11165                                | 44%   | 9528                       | 38%                              | 15894                    |
| Tallahatchie        | 4762                                 | 34%   | 3969                       | 29%                              | 7738                     |
| Tate                | 9390                                 | 33%   | 7907                       | 28%                              | 14505                    |
| Tippah              | 7357                                 | 33%   | 6171                       | 28%                              | 11898                    |
| Tishomingo          | 6056                                 | 31%   | 5285                       | 27%                              | 9110                     |
| Tunica              | 3611                                 | 37%   | 2984                       | 31%                              | 5336                     |
| Union               | 9294                                 | 32%   | 8095                       | 28%                              | 14623                    |
| Walthall            | 4357                                 | 30%   | 3563                       | 25%                              | 6497                     |
| Warren              | 21366                                | 47%   | 17917                      | 39%                              | 27346                    |
| Washington          | 17944                                | 41%   | 15131                      | 34%                              | 23868                    |
| Wayne               | 6154                                 | 30%   | 4910                       | 24%                              | 8991                     |
| Webster             | 3816                                 | 39%   | 3260                       | 34%                              | 6194                     |
| Wilkinson           | 4116                                 | 48%   | 3391                       | 39%                              | 5809                     |
| Winston             | 7245                                 | 40%   | 6116                       | 34%                              | 9658                     |
| Yalobusha           | 6381                                 | 53%   | 5563                       | 46%                              | 10307                    |
| Yazoo               | 9597                                 | 32%   | 7678                       | 26%                              | 15615                    |
| Out of State        | 25233                                | N/A   | 18542                      | N/A                              | 41200                    |
| <b>Total</b>        | <b>1199916</b>                       | <b>39%</b>                                  | <b>1004159</b>             | <b>33%</b>                       | <b>1733860</b>           |

\*Those with unknown county of residence are excluded

\*\*One dose of Pfizer/Moderna or one dose of Janssen (Johnson and Johnson) vaccine

\*\*\*Second dose of Pfizer/Moderna or one dose of Janssen (Johnson and Johnson) vaccine