

Mississippi State Department of Health COVID-19 Vaccination Reporting

Updated as of 8a.m. September 8, 2021 (Data are Provisional)

Vaccine providers administering COVID-19 vaccine are required to report the doses administered to the Mississippi Immunization Information Exchange (MIIX), the statewide immunization registry, within 24 hours after administration

Total Reported Vaccinations by Mississippi Providers*

| | |
|---|-----------|
| Total Doses Administered | 2,624,801 |
| People Receiving at Least One Dose** | 1,446,934 |
| People Fully Vaccinated*** | 1,208,799 |
| People Receiving 3rd Dose Pfizer or Moderna | 30,682 |

*Includes Federal Agency Doses Administered (Bureau of Prisons, Veterans Health, Indian Health Services, Dept. of Defense)

**One dose of Pfizer/Moderna or one dose of Johnson and Johnson vaccine

***Two doses of Pfizer/Moderna or one dose of Johnson and Johnson vaccine

Vaccine Administration Over the Prior Week 8/29-9/4 (By Age Group)*

| Age Group | At Least One Dose | Fully Vaccinated | Third Dose |
|-----------|-------------------|------------------|------------|
| 12-15 | 1,953 | 3,754 | 12 |
| 16-17 | 899 | 1,638 | 4 |
| 18-24 | 3,192 | 3,964 | 47 |
| 25-39 | 6,098 | 8,574 | 257 |
| 40-49 | 3,737 | 6,070 | 337 |
| 50-64 | 4,440 | 7,599 | 1,182 |
| 65-74 | 1,456 | 2,318 | 1,655 |
| 75+ | 751 | 1,054 | 1,603 |
| Total | 22,526 | 34,971 | 5,097 |

*Those with unknown ages are excluded

Vaccine Doses Administered by Facility

| Facility | First Dose | Second Dose |
|--------------------------|------------|-------------|
| Hospital | 153,527 | 137,694 |
| Pharmacies* | 477,160 | 330,906 |
| MSDH Vaccination Efforts | 405,451 | 341,423 |
| Clinics | 356,109 | 294,583 |

*Includes Doses administered in from CVS/ Walgreens LTCF Partnership

Federal Agency COVID-19 Vaccine Administration

| Facility | First Dose | Second Dose |
|-----------------------|------------|-------------|
| Bureau of Prisons | 2,692 | 2,567 |
| Veterans Health | 23,786 | 20,369 |
| Indian Health Service | 4,738 | 3,558 |
| Dept. of Defense | 23,471 | 13,399 |

Vaccine Doses Administered by Race*

| Race | Received at Least One Dose** | Fully Vaccinated*** | Vaccinations | % of Total Doses Administered |
|------------------|------------------------------|---------------------|--------------|-------------------------------|
| White | 755,668 | 639,966 | 1,381,308 | 57% |
| Black | 510,957 | 429,418 | 927,303 | 38% |
| Asian | 23,647 | 21,255 | 44,553 | 2% |
| AIAN**** | 3,634 | 2,883 | 6,461 | 0% |
| Pacific Islander | 1,544 | 1,250 | 2,768 | 0% |
| Multi-racial | 229 | 188 | 406 | 0% |
| Other | 42,883 | 35,917 | 76,426 | 3% |

*Those with unknown race are excluded

**One dose of Pfizer/Moderna or one dose of Johnson and Johnson vaccine

***Second dose of Pfizer/Moderna or one dose of Johnson and Johnson vaccine

****American Indian and Alaskan Native

Vaccine Doses Administered by Ethnicity

| Ethnicity | Received at Least One Dose* | Fully Vaccinated** | Vaccinations | % of Total Doses Administered |
|--------------|-----------------------------|--------------------|--------------|-------------------------------|
| Not Hispanic | 1,231,171 | 1,044,373 | 2,241,538 | 89% |
| Hispanic | 36,980 | 28,737 | 63,641 | 3% |
| Unknown | 124,096 | 95,440 | 213,909 | 8% |

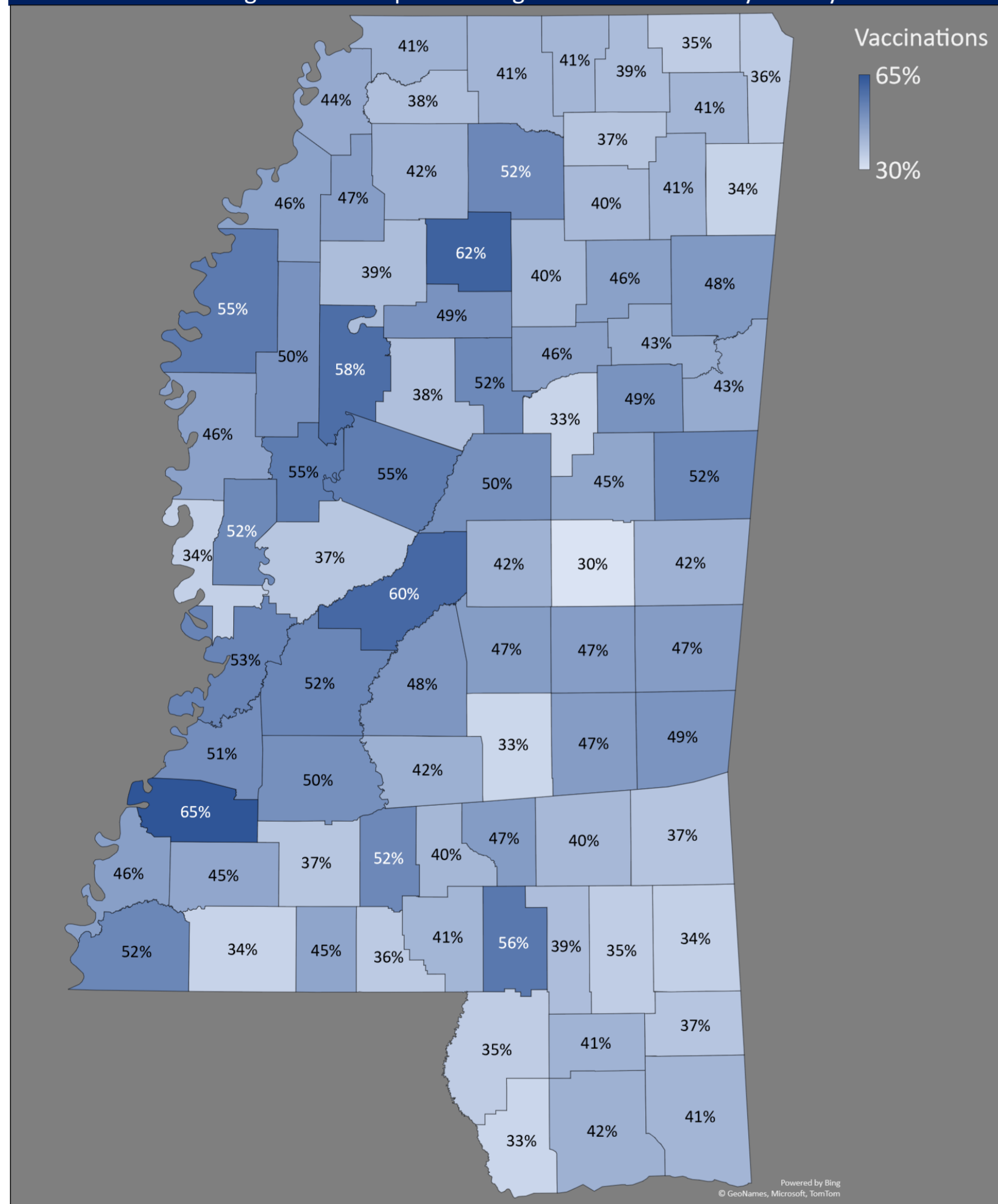
*One dose of Pfizer/Moderna or one dose of Johnson and Johnson vaccine

**Second dose of Pfizer/Moderna or one dose of Johnson and Johnson vaccine

MS & US Fully Vaccinated Rates by Age Groups

| Age Groups | United States | Mississippi |
|--------------------|---------------|-------------|
| % of total Pop | 53% | 40% |
| % ≥12 Years of age | 62% | 46% |
| % ≥18 Years of age | 64% | 48% |
| % ≥65 Years of age | 82% | 73% |

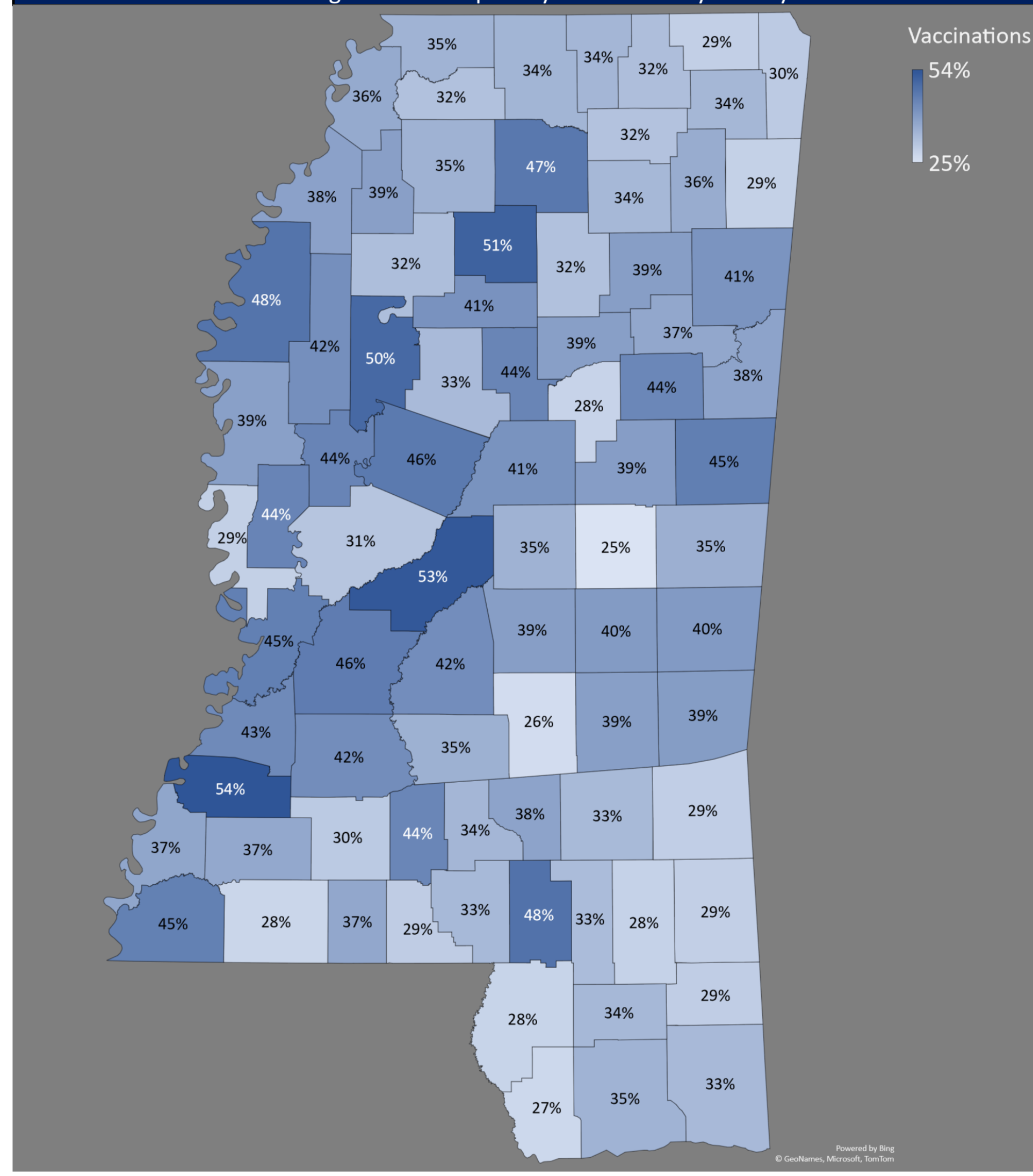
Percentage of Total Pop. Receiving at least One Dose by County**



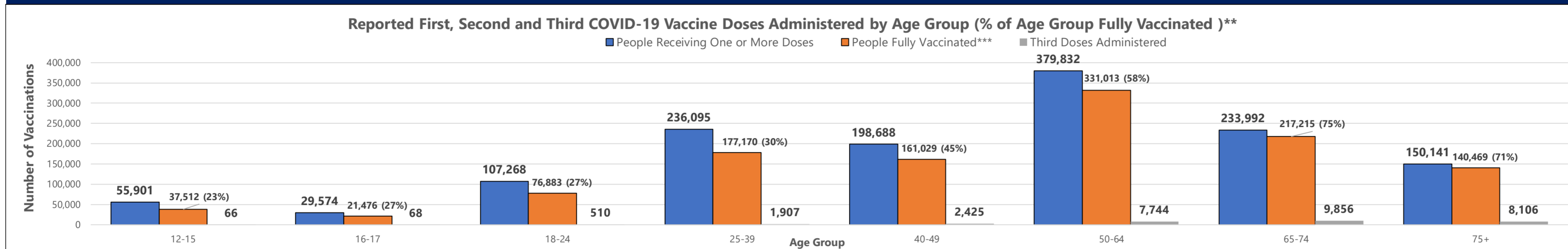
**One dose of Pfizer/Moderna or one dose of Janssen (Johnson and Johnson) vaccine

***Second dose of Pfizer/Moderna or one dose of Janssen (Johnson and Johnson) vaccine

Percentage of Total Pop. Fully Vaccinated by County***



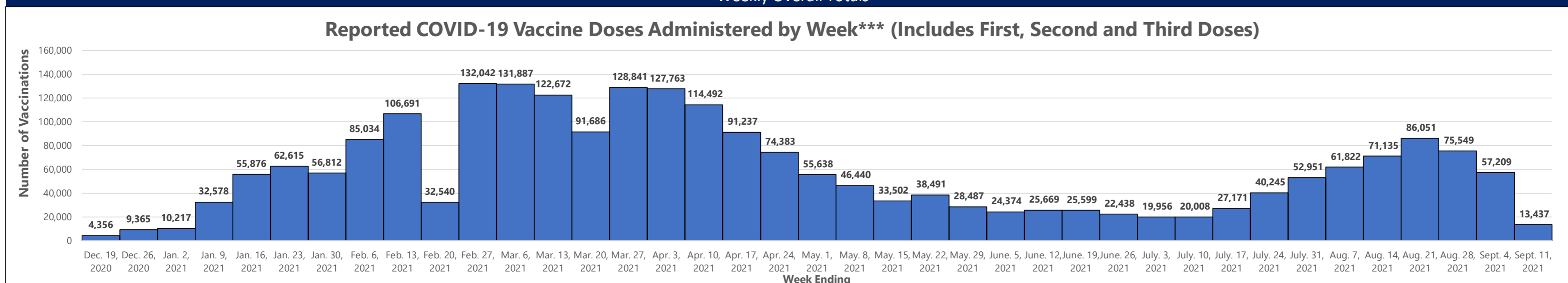
Age Groups



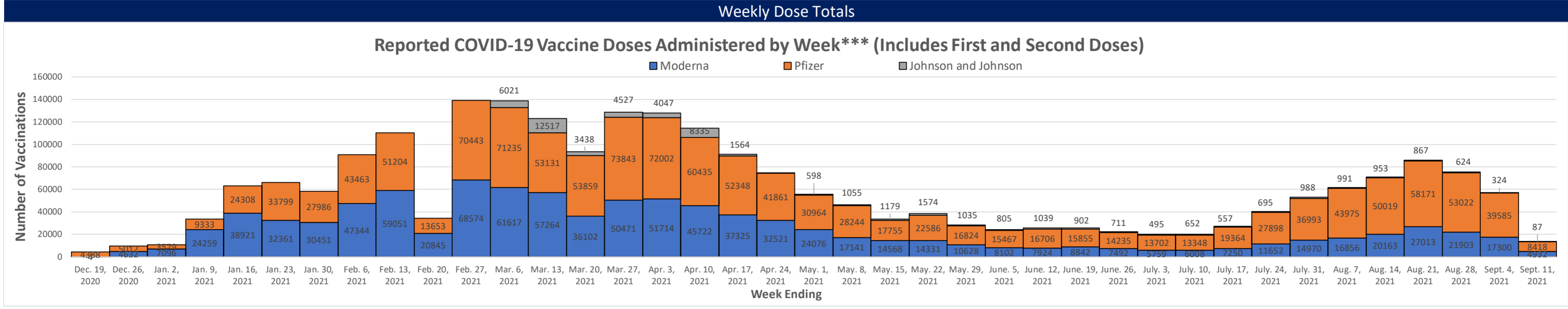
**Those with unknown ages are excluded

***Two doses of Pfizer/Moderna or one dose of Johnson and Johnson vaccine

Weekly Overall Totals



***Those with unknown week of vaccine administration are excluded



Vaccine Doses Administered by County of Residence (Updated as of 8am 9/8/2021)*

| County of Residence | People Receiving at least One Dose** | % of Total Pop. Receiving at least One Dose | People Fully Vaccinated*** | % of Total Pop. Fully Vaccinated | Total Doses Administered |
|---------------------|--------------------------------------|---|----------------------------|----------------------------------|--------------------------|
| Adams | 14205 | 46% | 11482 | 37% | 25477 |
| Alcorn | 13004 | 35% | 10706 | 29% | 23648 |
| Amite | 4125 | 34% | 3386 | 28% | 7226 |
| Attala | 9116 | 50% | 7503 | 41% | 16646 |
| Benton | 3363 | 41% | 2804 | 34% | 6031 |
| Bolivar | 16972 | 55% | 14600 | 48% | 31039 |
| Calhoun | 5776 | 40% | 4560 | 32% | 9781 |
| Carroll | 3824 | 38% | 3296 | 33% | 7115 |
| Chickasaw | 7858 | 46% | 6670 | 39% | 14172 |
| Choctaw | 2726 | 33% | 2302 | 28% | 4863 |
| Claiborne | 4554 | 51% | 3874 | 43% | 8244 |
| Clarke | 7609 | 49% | 6102 | 39% | 13424 |
| Clay | 8345 | 43% | 7151 | 37% | 14708 |
| Coahoma | 10107 | 46% | 8465 | 38% | 18056 |
| Copiah | 14046 | 50% | 11906 | 42% | 25554 |
| Covington | 8794 | 47% | 7066 | 38% | 15762 |
| Desoto | 76693 | 41% | 64273 | 35% | 140046 |
| Forrest | 29085 | 39% | 24544 | 33% | 53353 |
| Franklin | 3436 | 45% | 2843 | 37% | 6118 |
| George | 9036 | 37% | 7179 | 29% | 15734 |
| Greene | 4654 | 34% | 3921 | 29% | 8431 |
| Grenada | 10273 | 49% | 8589 | 41% | 18747 |
| Hancock | 15593 | 33% | 12916 | 27% | 27788 |
| Harrison | 87307 | 42% | 72053 | 35% | 157074 |
| Hinds | 121693 | 52% | 106277 | 46% | 227047 |
| Holmes | 9307 | 55% | 7887 | 46% | 16852 |
| Humphreys | 4444 | 55% | 3566 | 44% | 7858 |
| Issaquena | 455 | 34% | 382 | 29% | 850 |
| Itawamba | 7853 | 34% | 6684 | 29% | 14165 |
| Jackson | 58696 | 41% | 47945 | 33% | 106428 |
| Jasper | 7710 | 47% | 6340 | 39% | 13846 |
| Jefferson | 4517 | 65% | 3770 | 54% | 8094 |
| Jefferson Davis | 4500 | 40% | 3783 | 34% | 8192 |
| Jones | 27286 | 40% | 22668 | 33% | 50446 |
| Kemper | 4079 | 42% | 3453 | 35% | 7369 |
| Lafayette | 28173 | 52% | 25276 | 47% | 53223 |
| Lamar | 35485 | 56% | 30403 | 48% | 66057 |
| Lauderdale | 34813 | 47% | 29530 | 40% | 63178 |
| Lawrence | 6538 | 52% | 5531 | 44% | 12616 |
| Leake | 9476 | 42% | 7954 | 35% | 17158 |
| Lee | 35345 | 41% | 30818 | 36% | 65214 |
| Leflore | 16482 | 58% | 14057 | 50% | 30614 |
| Lincoln | 12521 | 37% | 10256 | 30% | 22642 |
| Lowndes | 25429 | 43% | 22203 | 38% | 46894 |
| Madison | 63564 | 60% | 56564 | 53% | 119393 |
| Marion | 10012 | 41% | 8228 | 33% | 17735 |
| Marshall | 14499 | 41% | 12118 | 34% | 25834 |
| Monroe | 16896 | 48% | 14466 | 41% | 30580 |
| Montgomery | 5067 | 52% | 4312 | 44% | 9364 |
| Neshoba | 8606 | 30% | 7225 | 25% | 15673 |
| Newton | 9846 | 47% | 8336 | 40% | 17645 |
| Noxubee | 5428 | 52% | 4729 | 45% | 9468 |
| Oktibbeha | 24485 | 49% | 21636 | 44% | 45447 |
| Panola | 14309 | 42% | 11916 | 35% | 25806 |
| Pearl River | 19518 | 35% | 15543 | 28% | 33891 |
| Perry | 4177 | 35% | 3390 | 28% | 7424 |
| Pike | 17655 | 45% | 14547 | 37% | 31348 |
| Pontotoc | 12820 | 40% | 10849 | 34% | 23273 |
| Prentiss | 10276 | 41% | 8503 | 34% | 18499 |
| Quitman | 3175 | 47% | 2627 | 39% | 5677 |
| Rankin | 75306 | 48% | 65784 | 42% | 140348 |
| Scott | 13204 | 47% | 10940 | 39% | 23759 |
| Sharkey | 2241 | 52% | 1913 | 44% | 4156 |
| Simpson | 11268 | 42% | 9361 | 35% | 20493 |
| Smith | 5190 | 33% | 4169 | 26% | 9247 |
| Stone | 7603 | 41% | 6177 | 34% | 13575 |
| Sunflower | 12441 | 50% | 10550 | 42% | 22910 |
| Tallahatchie | 5381 | 39% | 4487 | 32% | 9799 |
| Tate | 10882 | 38% | 9010 | 32% | 19430 |
| Tippah | 8613 | 39% | 7115 | 32% | 15249 |
| Tishomingo | 6927 | 36% | 5805 | 30% | 12286 |
| Tunica | 4217 | 44% | 3514 | 36% | 7226 |
| Union | 10660 | 37% | 9084 | 32% | 19554 |
| Walthall | 5093 | 36% | 4212 | 29% | 9064 |
| Warren | 24013 | 53% | 20514 | 45% | 44168 |
| Washington | 20085 | 46% | 16924 | 39% | 35691 |
| Wayne | 7493 | 37% | 5860 | 29% | 12929 |
| Webster | 4435 | 46% | 3755 | 39% | 8084 |
| Wilkinson | 4514 | 52% | 3884 | 45% | 8159 |
| Winston | 8014 | 45% | 7020 | 39% | 14766 |
| Yalobusha | 7449 | 62% | 6218 | 51% | 13614 |
| Yazoo | 10931 | 37% | 9203 | 31% | 20050 |
| Out of State | 29786 | N/A | 20949 | N/A | 49297 |
| Total | 1361382 | 45% | 1148411 | 38% | 2478691 |

*Those with unknown county of residence are excluded
 **One dose of Pfizer/Moderna or one dose of Janssen (Johnson and Johnson) vaccine
 ***Second dose of Pfizer/Moderna or one dose of Janssen (Johnson and Johnson) vaccine