

Coronavirus Disease 2019 (COVID-19)

[Analysis of COVID-19 Cases in Montana as of 9/18/2020](#)

[Archive of COVID-19 Montana Analyses](#)



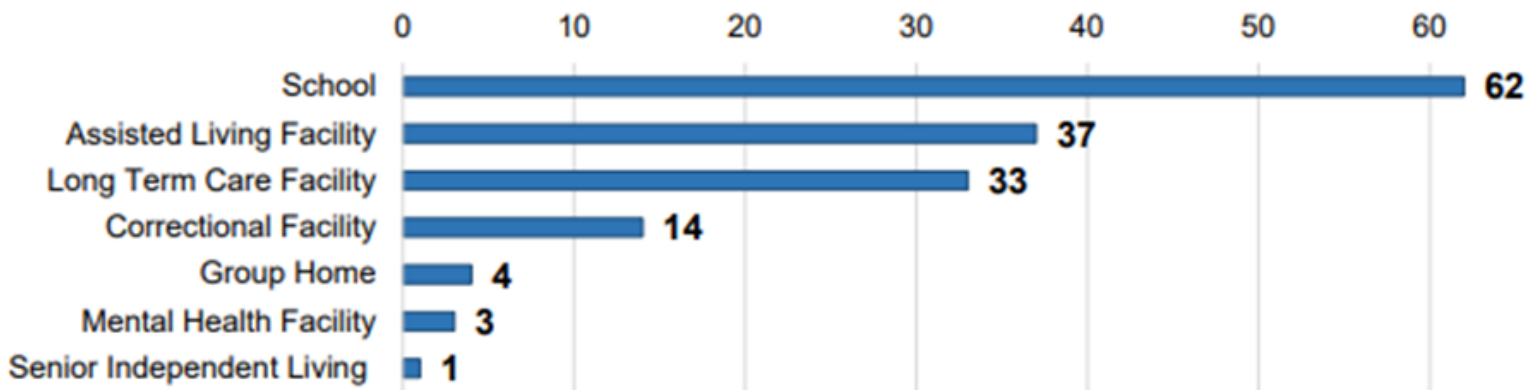
Demographic Information for Confirmed Cases

COVID-19 Cases in Montana	
Total Number of Cases	12,413
- Number of Deaths	174

*\* Tables and charts are updated by 10 am every morning.*



## Number of congregate settings with COVID-19 cases by type in Montana (n=154)



[Additional information on COVID-19 in Montana Long Term Care and Assisted Living Facilities](#)

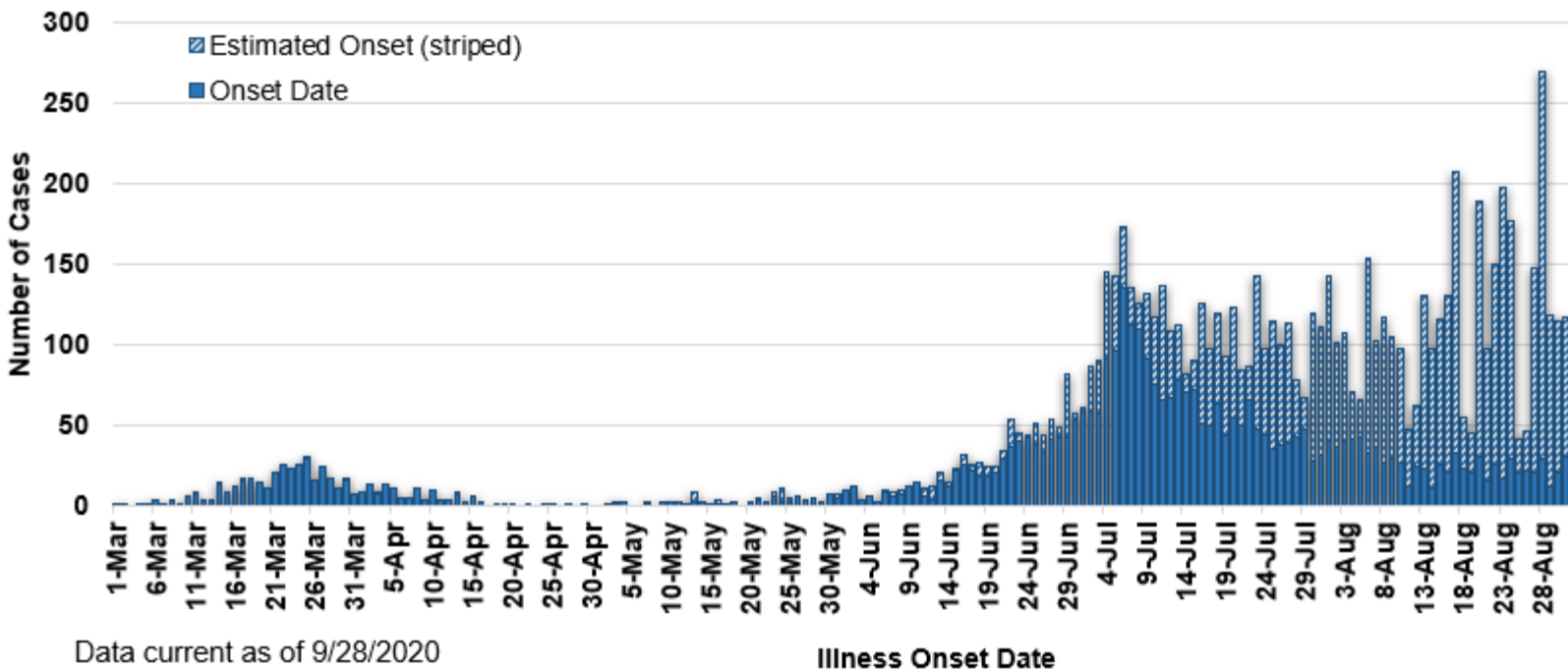
[Additional information on COVID-19 in Montana schools](#)

County of Residence	Number of Cases	Number of Deaths	Community Transmission*
Beaverhead	85	1	Yes
Big Horn	912	23	Yes
Blaine	25		
Broadwater	17		
Carbon	118		
Carter	4		
Cascade	700	5	Yes
Chouteau	29		
Custer	116	2	
Daniels	5		
Dawson	78	1	
Deer Lodge	116		
Fallon	5		
Fergus	64	1	
Flathead	1062	17	Yes
Gallatin	1369	4	Yes
Garfield	17		
Glacier	315	1	Yes
Golden Valley	5		
Granite	22		
Hill	173	3	
Jefferson	82		
Judith Basin	7		
Lake	277	1	
Lewis and Clark	275	3	Yes
Liberty	19		
Lincoln	120	3	
Madison	104	1	Yes
McCone	23		
Meagher	25	2	
Mineral	4		
Missoula	739	3	Yes
Musselshell	36	1	
Park	100		

County of Residence	Number of Cases	Number of Deaths	Community Transmission*
Phillips	122		
Pondera	37		
Powder River	10		
Powell	12		
Prairie	4		
Ravalli	141	2	Yes
Richland	83	2	
Roosevelt	383	4	
Rosebud	641	19	Yes
Sanders	46	1	
Sheridan	14		
Silver Bow	264		Yes
Stillwater	72	2	
Sweet Grass	45	1	
Teton	24		
Toole	107	6	
Treasure	3		
Valley	86		
Wheatland	18	1	
Wibaux	9		
Yellowstone	3,244	64	Yes
Total	12,413	174	

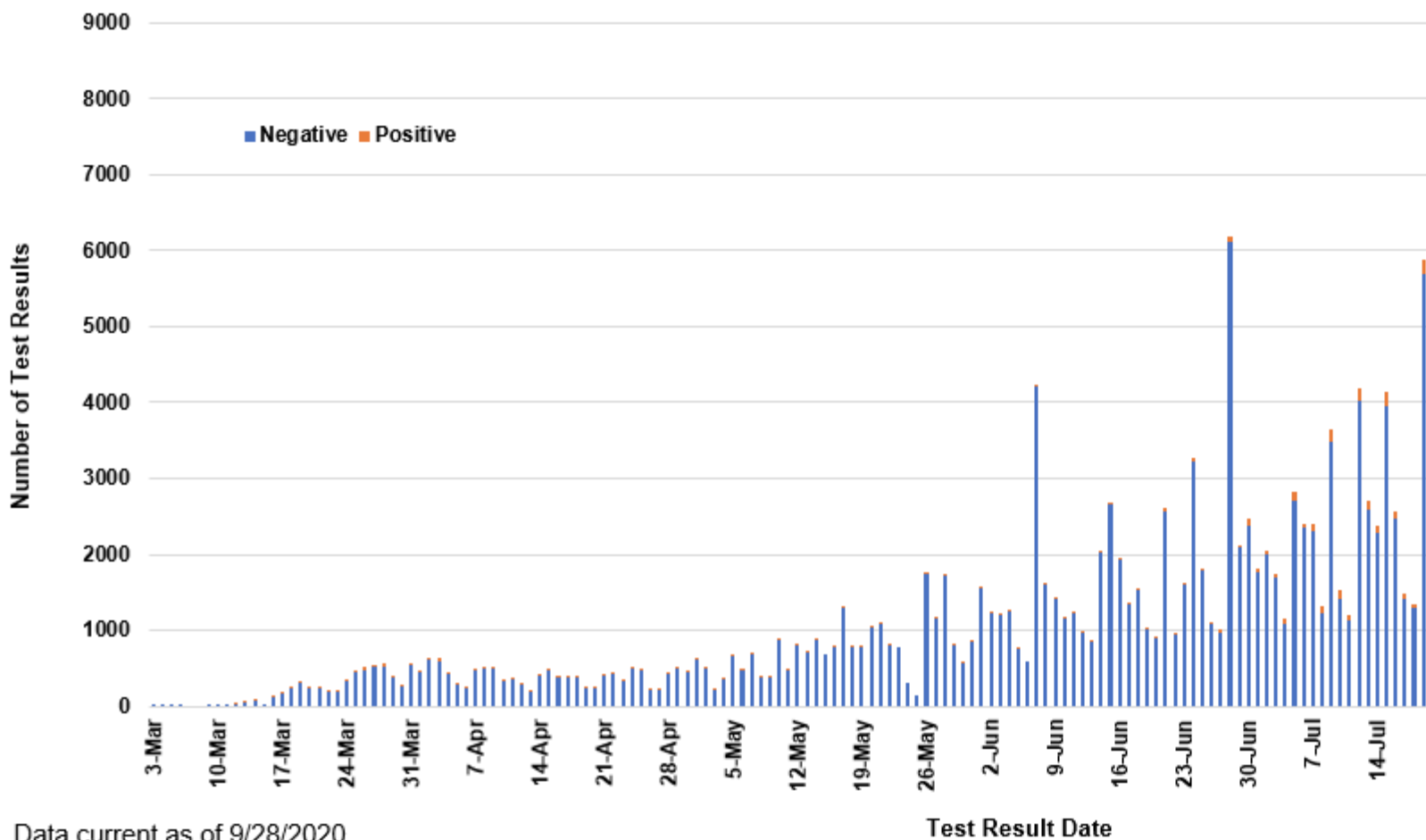
\* Community transmission - a community has identified cases who are unable to be linked with other known cases or travel. This status has been determined after consultation between state and local health departments.

**COVID-19 Cases in Montana by Date of Illness Onset, 2020 [N=12,413]**



Data current as of 9/28/2020

# SARS-Cov-2 PCR Testing at Montana Public Health Laboratory and Reference Laboratory



View your county's test positivity rate at the [Center for Medicare and Medicaid Services' \(CMS\) webpage](#).

Hospitalization Status	Number of Cases (percent of total)
Ever hospitalized	698 (6%)
Not Hospitalized	11,715 (94%)
Total	12,413

Age Group	Number of Cases (percent of total)
0-9 years	534 (4%)
10-19 years	1,400 (11%)
20-29 years	2,815 (23%)
30-39 years	2,087 (17%)
40-49 years	1,618 (13%)
50-59 years	1,527 (12%)
60-69 years	1,270 (10%)
70-79 years	733 (6%)
80-89 years	347 (3%)
90-99 years	79 (<1%)
100+	3 (<1%)
Total	12,413

Sex	Number of Cases (percent of total)
Female	6,272 (50.5%)
Male	6,141 (49.5%)
Total	12,413

Race and Ethnicity	Number of Cases (percent of total)
White	5,834 (47%)
American Indian, Alaska Native, Native Hawaiian, and Pacific Islander	2,057 (17%)
Asian	40 (<1%)
Black or African American	73 (<1%)
Other Race	115 (1%)
Undetermined/Under investigation	4,294 (35%)
Total	12,413
<b>Among those with ethnicity specified:</b>	
Hispanic/Latino	380 (3%)
Not Hispanic/Latino	7,232 (59%)
Undetermined/Under investigation	4,801 (38%)
Total	12,413

Current Status of Cases	Number of Cases (percent of total)
Hospitalized	158 (1.2%)
Deceased	174 (1.4%)
Recovering	3,242 (25%)
Recovered and released from isolation	8,839 (73%)
Total number of cases	12,413

**Location (at time of testing) of individuals diagnosed but not residing or counted in Montana:**

County	Number of Cases (percent of total)
Beaverhead	3 (1%)
Big Horn	1 (<1%)
Carbon	3 (1%)
Cascade	20 (9%)
Custer	4 (2%)
Dawson	3 (1%)
Deer Lodge	1 (<1%)
Fallon	1 (<1%)
Fergus	2 (1%)
Flathead	46 (19%)
Gallatin	49 (20%)
Glacier	1 (<1%)
Granite	1 (<1%)
Lake	10 (4%)
Lewis and Clark	6 (2%)
Lincoln	3 (1%)
Madison	27 (11%)
Meagher	1 (<1%)
Missoula	14 (5%)
Park	10 (3%)
Powell	1 (<1%)
Ravalli	8 (3%)
Silver Bow	5 (2%)
Stillwater	2 (1%)
Sweet Grass	3 (1%)
Toole	2 (1%)
Yellowstone	20 (9%)
Total	247

Cases reported in the tables above include **13** residents of other states who were tested, isolated and/or hospitalized in Montana during the early phases of the pandemic. As COVID-19 is now widespread across the United States, data no longer include out-of-state residents who test positive in Montana in order to align with Council of State and Territorial Epidemiologists guidelines that classify cases by the individual's usual state of residence. This is standard practice for all communicable diseases to ensure accurate case reporting for Montana and the US. Additional individuals were diagnosed in Montana but are not included due to residency and/or the transient nature of their visit to the state: data for these individuals are reflected in the table immediately above.