

Coronavirus Disease 2019 (COVID-19)

[Analysis of COVID-19 Cases in Montana as of 9/18/2020](#)

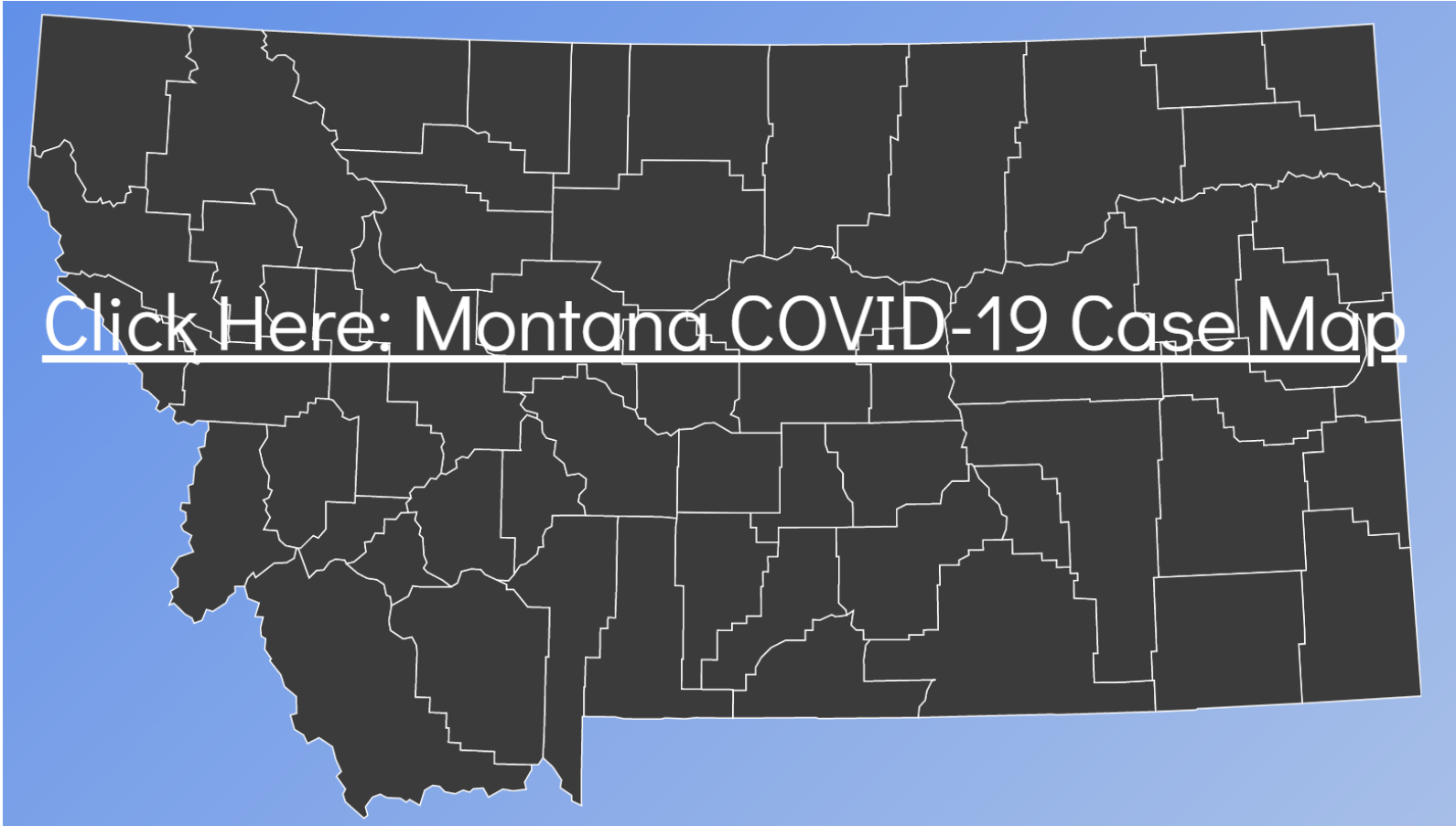
[Archive of COVID-19 Montana Analyses](#)



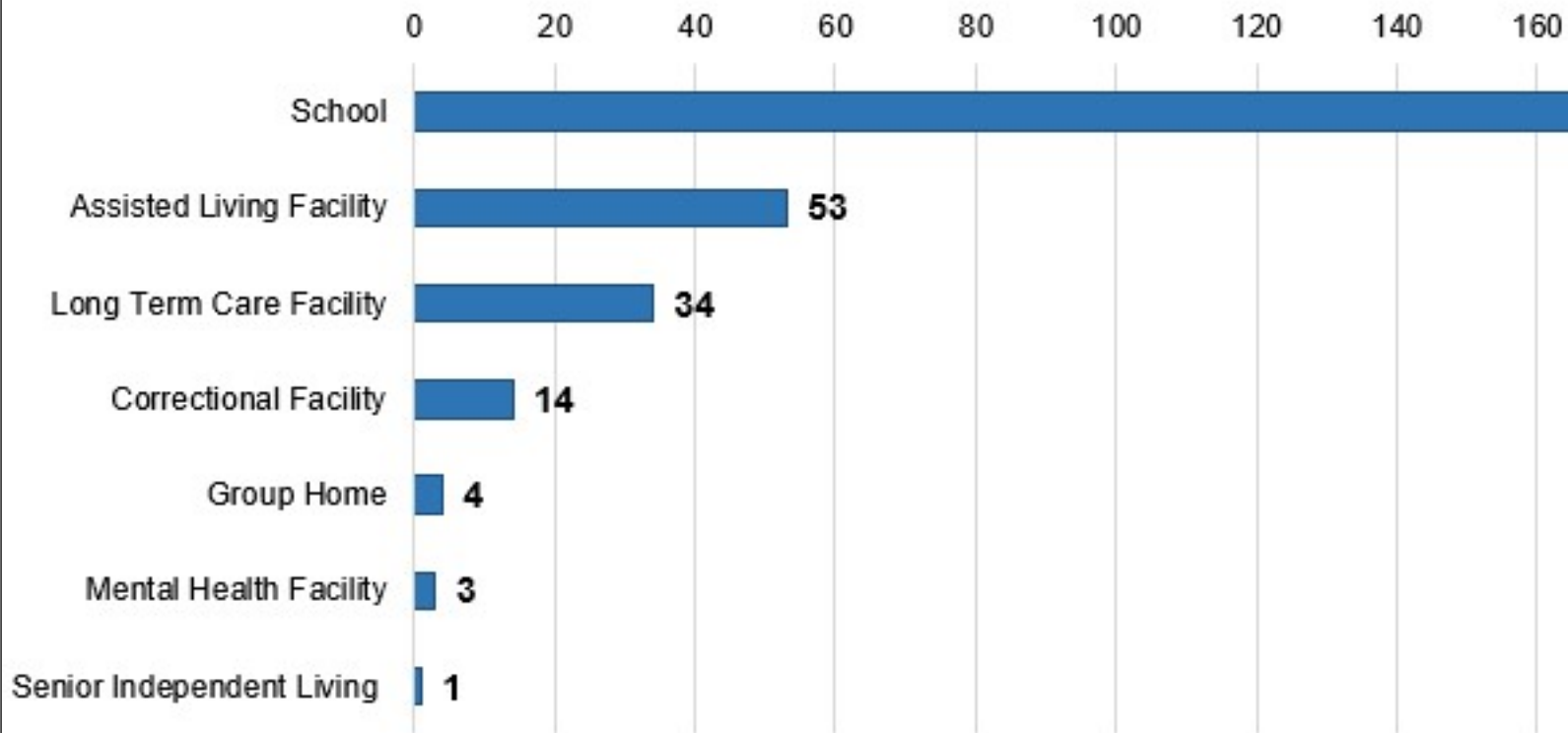
Demographic Information for Confirmed Cases

COVID-19 Cases in Montana	
Total Number of Cases	13,071
- Number of Deaths	180

** Tables and charts are updated by 10 am every morning.*



Number of congregate settings with COVID-19 cases by type in Montana (n=280)



[Additional information on COVID-19 in Montana Long Term Care and Assisted Living Facilities](#)

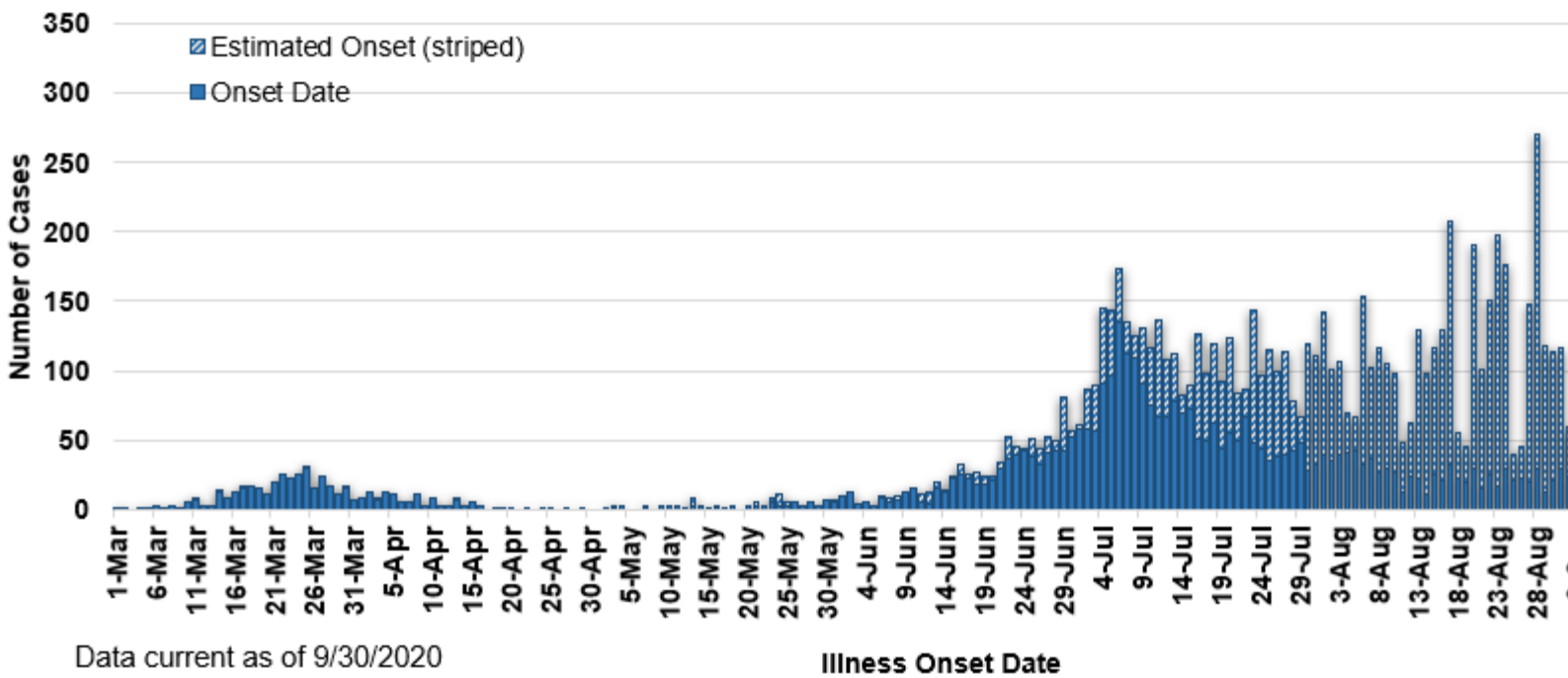
[Additional information on COVID-19 in Montana schools](#)

County of Residence	Number of Cases	Number of Deaths	Community Transmission*
Beaverhead	102	1	Yes
Big Horn	931	22	Yes
Blaine	34		
Broadwater	18		
Carbon	122		
Carter	6		
Cascade	729	5	Yes
Chouteau	31		
Custer	117	2	
Daniels	5		
Dawson	79	1	
Deer Lodge	117		
Fallon	8		
Fergus	65	1	
Flathead	1176	19	Yes
Gallatin	1412	4	Yes
Garfield	18		
Glacier	386	1	Yes
Golden Valley	5		
Granite	22		
Hill	185	3	
Jefferson	83		
Judith Basin	8		
Lake	284	1	
Lewis and Clark	313	3	Yes

County of Residence	Number of Cases	Number of Deaths	Community Transmission*
Liberty	20		
Lincoln	128	3	
Madison	109	1	Yes
McCone	23		
Meagher	25	2	
Mineral	5		
Missoula	825	3	Yes
Musselshell	37	1	
Park	103		
Phillips	122		
Pondera	54		
Powder River	17		
Powell	12		
Prairie	4		
Ravalli	154	2	Yes
Richland	87	2	
Roosevelt	394	5	
Rosebud	646	19	Yes
Sanders	48	1	
Sheridan	16		
Silver Bow	270		Yes
Stillwater	77	2	
Sweet Grass	47	1	
Teton	26		
Toole	111	6	
Treasure	3		
Valley	92		
Wheatland	20	1	
Wibaux	9		
Yellowstone	3,331	68	Yes
Total	13,071	180	

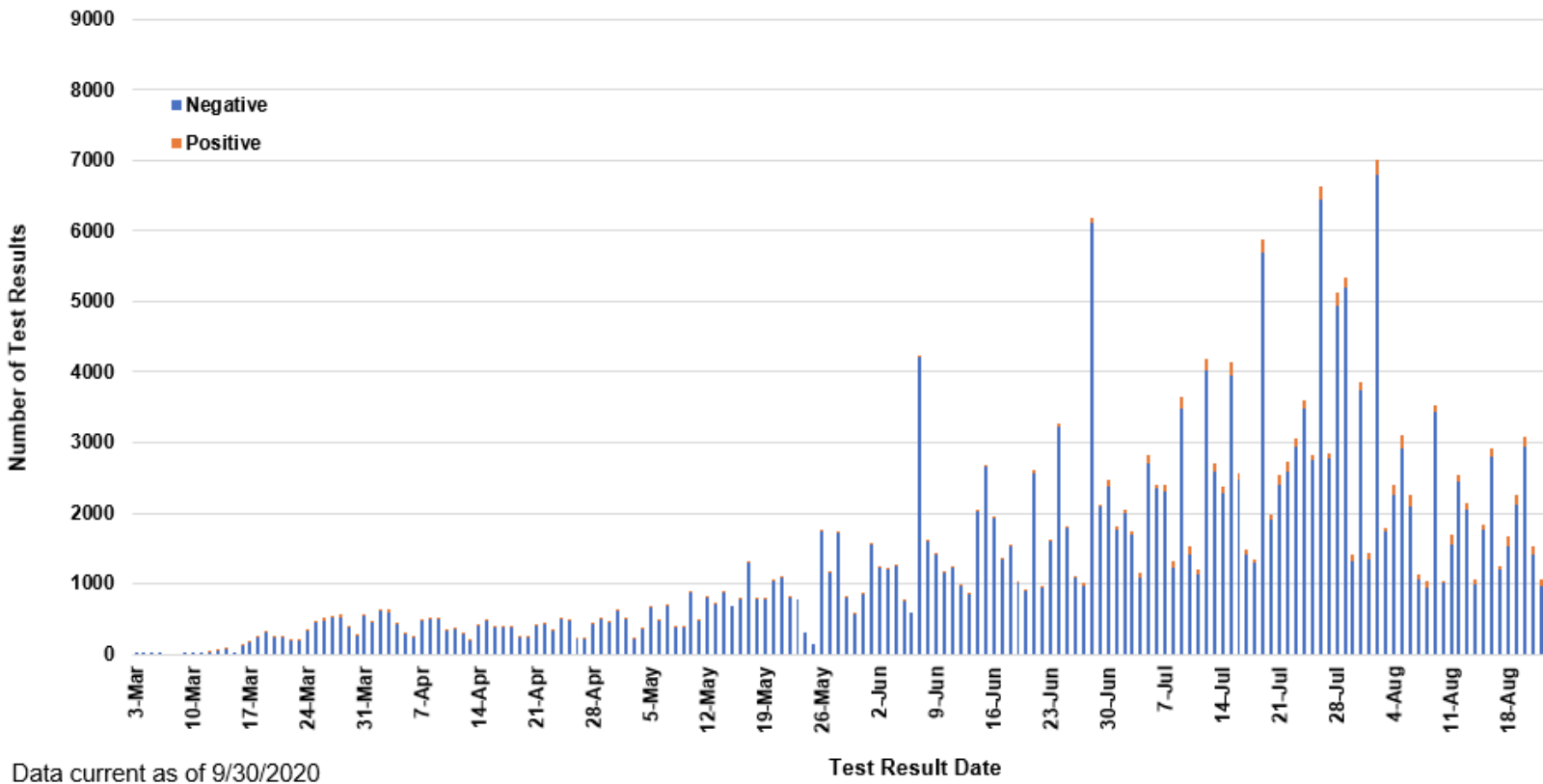
* Community transmission - a community has identified cases who are unable to be linked with other known cases or travel. This status has been determined after consultation between state and local health departments.

COVID-19 Cases in Montana by Date of Illness Onset, 2020 [N=13,071]



Data current as of 9/30/2020

SARS-Cov-2 PCR Testing at Montana Public Health Laboratory and Reference Laboratories, Montana 2020



Data current as of 9/30/2020

View your county's test positivity rate at the [Center for Medicare and Medicaid Services' \(CMS\) webpage](#).

Hospitalization Status	Number of Cases (percent of total)
Ever hospitalized	717 (6%)
Not Hospitalized	12,354 (94%)
Total	13,071

Age Group	Number of Cases (percent of total)
0-9 years	570 (4%)
10-19 years	1,478 (11%)
20-29 years	2,949 (23%)
30-39 years	2,192 (17%)
40-49 years	1,692 (13%)
50-59 years	1,613 (12%)
60-69 years	1,342 (10%)
70-79 years	775 (6%)
80-89 years	370 (3%)
90-99 years	85 (<1%)
100+	4 (<1%)
Total	13,071

Sex	Number of Cases (percent of total)
Female	6,604 (50.5%)
Male	6,467 (49.5%)
Total	13,071

Race and Ethnicity	Number of Cases (percent of total)
White	6,152 (47%)
American Indian, Alaska Native, Native Hawaiian, and Pacific Islander	2,156 (17%)
Asian	41 (<1%)
Black or African American	75 (<1%)
Other Race	129 (1%)
Undetermined/Under investigation	4,510 (35%)
Total	13,071
Among those with ethnicity specified:	
Hispanic/Latino	393 (3%)
Not Hispanic/Latino	7,548 (58%)
Undetermined/Under investigation	5,130 (39%)
Total	13,071

Current Status of Cases	Number of Cases (percent of total)
Hospitalized	170 (1.3%)
Deceased	180 (1.4%)
Recovering	3,465 (27%)
Recovered and released from isolation	9,256 (71%)
Total number of cases	13,071

Location (at time of testing) of individuals diagnosed but not residing or counted in Montana:

County	Number of Cases (percent of total)
Beaverhead	3 (1%)
Big Horn	1 (<1%)
Carbon	3 (1%)
Cascade	20 (9%)
Custer	4 (2%)
Dawson	3 (1%)
Deer Lodge	1 (<1%)
Fallon	1 (<1%)
Fergus	2 (1%)
Flathead	46 (19%)
Gallatin	49 (20%)
Glacier	1 (<1%)
Granite	1 (<1%)
Lake	10 (4%)
Lewis and Clark	6 (2%)
Lincoln	3 (1%)
Madison	27 (11%)
Meagher	1 (<1%)
Missoula	15 (5%)
Park	10 (3%)
Powell	1 (<1%)
Ravalli	8 (3%)
Silver Bow	5 (2%)
Stillwater	2 (1%)
Sweet Grass	3 (1%)
Toole	2 (1%)
Yellowstone	20 (9%)
Total	248

Cases reported in the tables above include 13 residents of other states who were tested, isolated and/or hospitalized in Montana during the early phases of the pandemic. As COVID-19 is now widespread across the United States, data no longer include out-of-state residents who test positive in Montana in order to align with Council of State and Territorial Epidemiologists guidelines that classify cases by the individual's usual state of residence. This is standard practice for all communicable diseases to ensure accurate case reporting for Montana and the US. Additional individuals were diagnosed in

Montana but are not included due to residency and/or the transient nature of their visit to the state: data for these individuals are reflected in the table immediately above.