

Coronavirus Disease 2019 (COVID-19)

[Current Montana COVID-19 Epi Profile](#)

[Archive of Montana COVID-19 Epi Profiles](#)

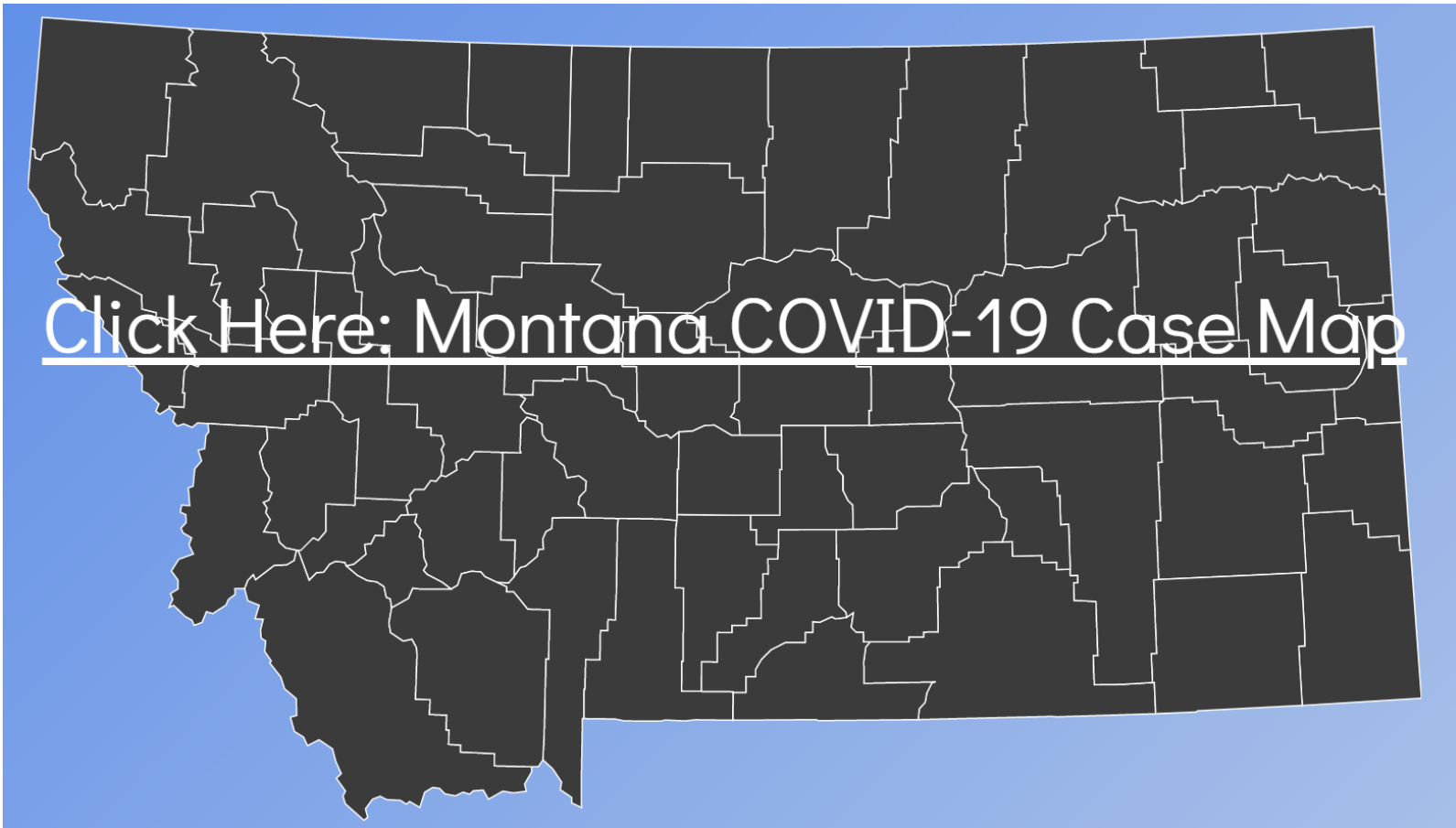


Demographic Information for Confirmed Cases

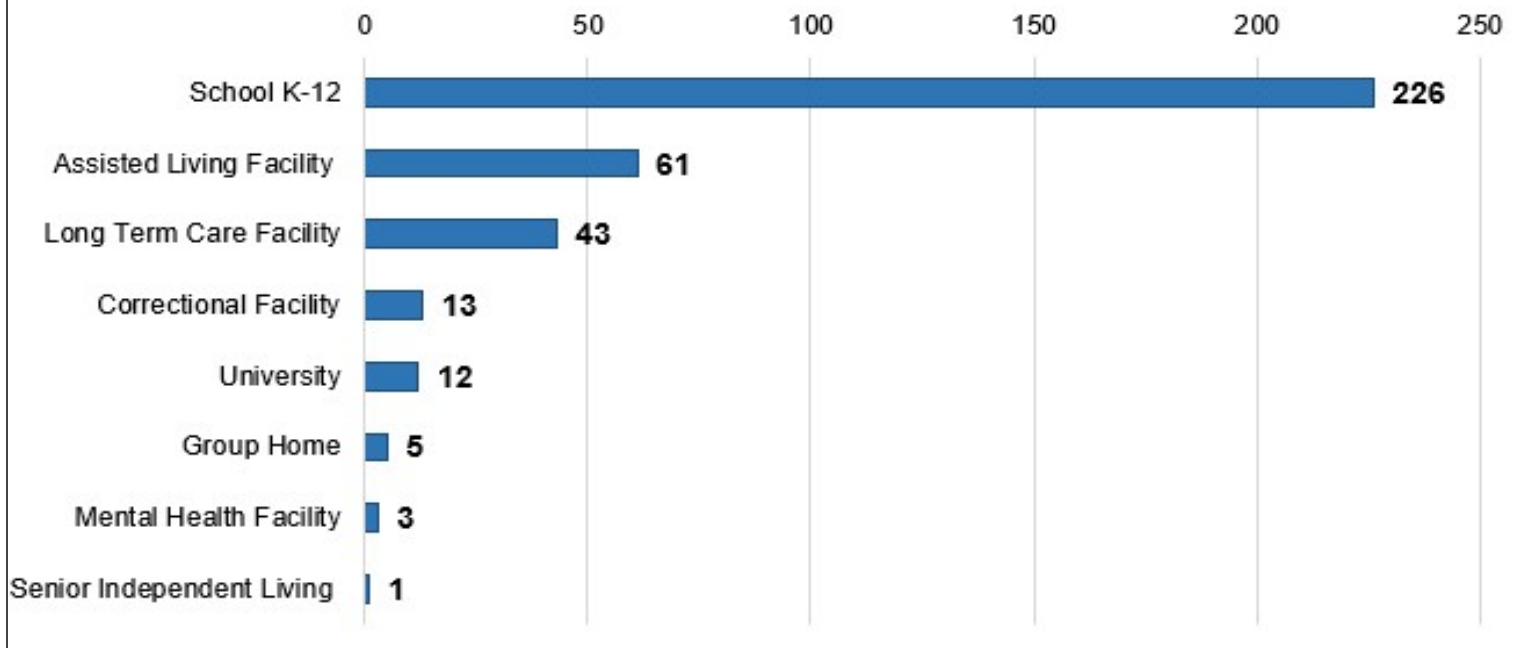
Data for the following tables are updated daily

COVID-19 Cases in Montana	
Total Number of Cases	16,677
- Number of Deaths	197

** Tables and charts are updated by 10 am every morning.*



Number of congregate settings with COVID-19 cases by type in Montana (n=364)



[Additional information on COVID-19 in Montana Long Term Care and Assisted Living Facilities](#)

[Additional information on COVID-19 in Montana schools](#)

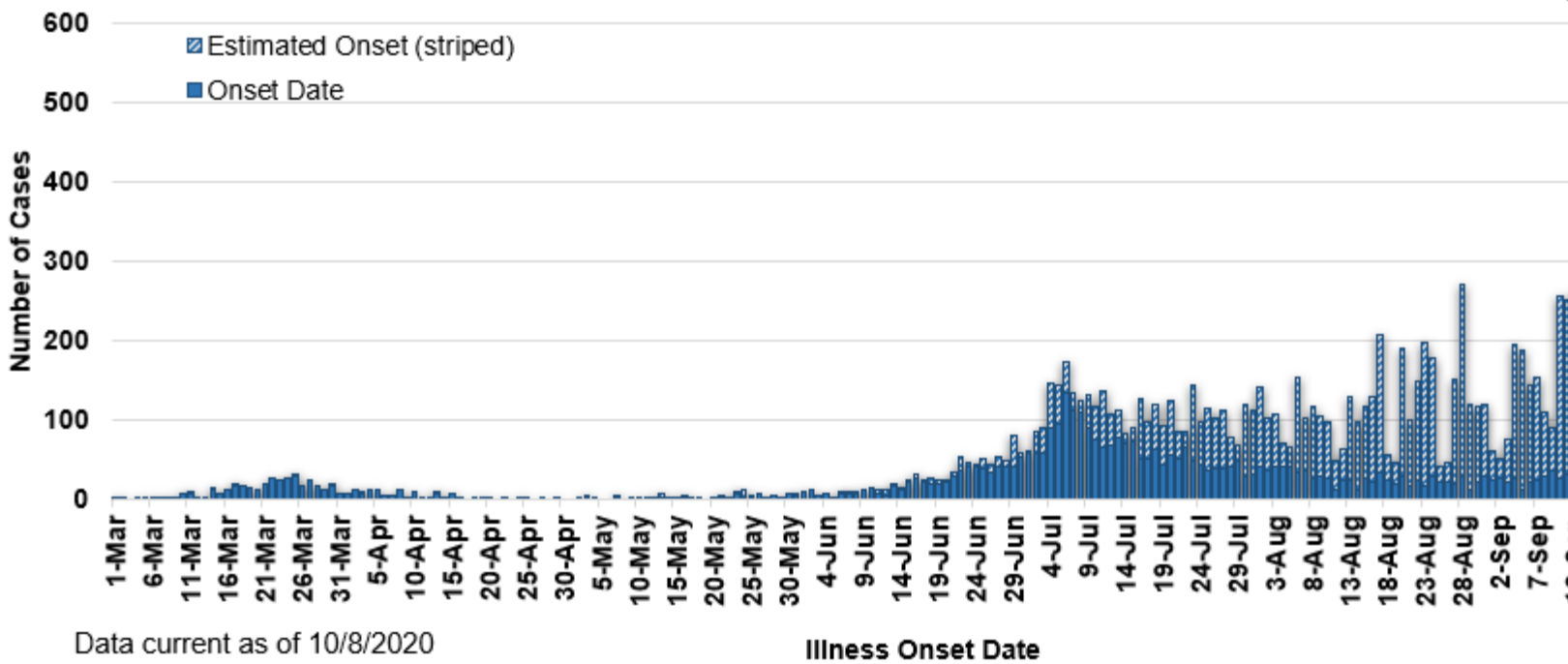
[Additional information on hospital occupancy and capacity in Montana](#)

County of Residence	Number of Cases	Number of Deaths	Community Transmission*
Beaverhead	166	1	Yes
Big Horn	992	26	Yes
Blaine	108		
Broadwater	20		
Carbon	142		
Carter	9		
Cascade	967	6	Yes
Chouteau	41		
Custer	128	2	Yes
Daniels	12		
Dawson	104	1	
Deer Lodge	210		
Fallon	24		
Fergus	83	1	
Flathead	1,681	19	Yes
Gallatin	1,731	4	Yes
Garfield	18		
Glacier	601	1	Yes
Golden Valley	5		
Granite	32		
Hill	287	5	
Jefferson	98		
Judith Basin	9		
Lake	328	1	
Lewis and Clark	398	3	Yes
Liberty	23		
Lincoln	170	3	Yes

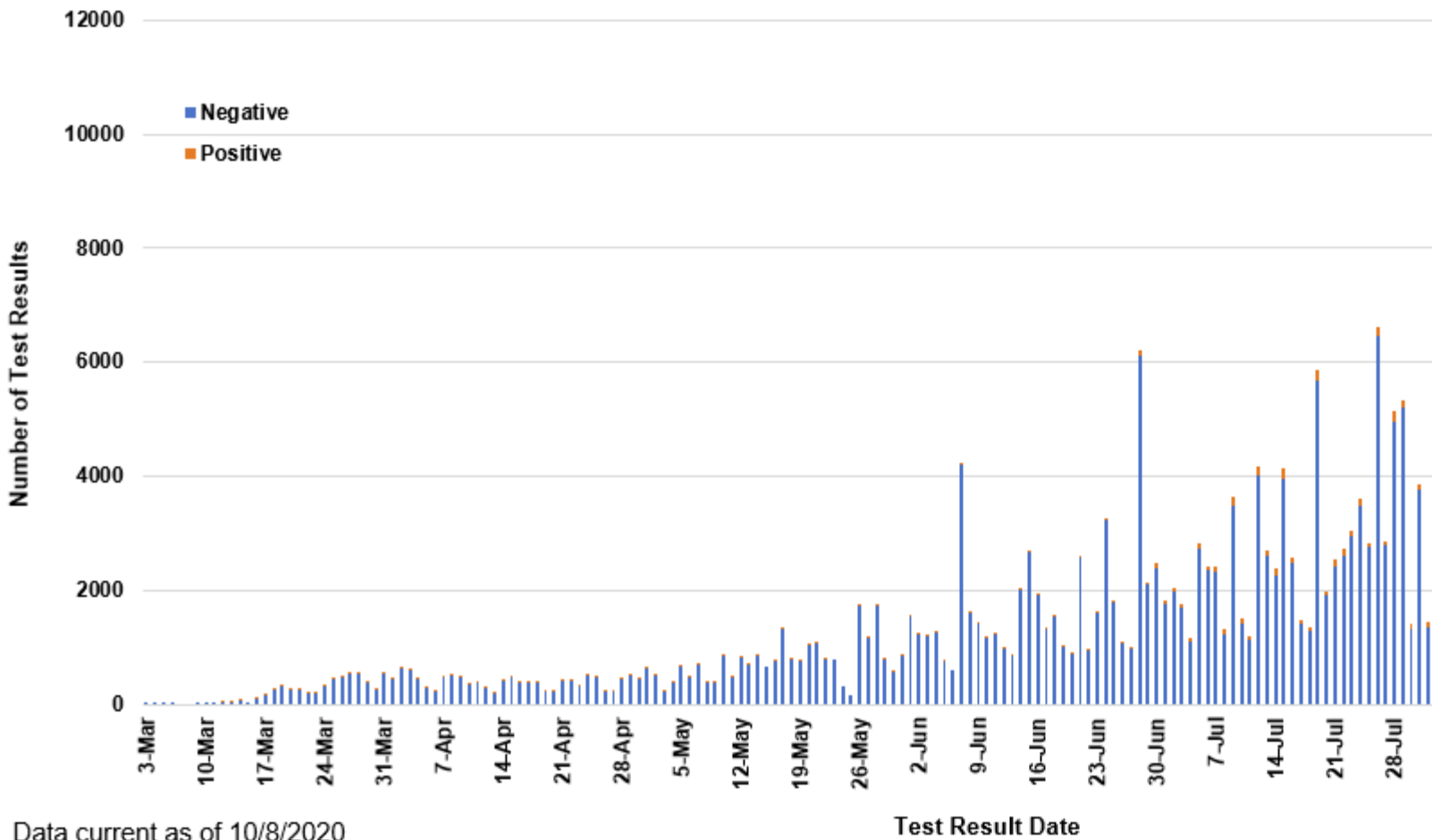
County of Residence	Number of Cases	Number of Deaths	Community Transmission*
Madison	120	1	Yes
McCone	27		
Meagher	39	2	Yes
Mineral	7		
Missoula	1,233	4	Yes
Musselshell	37	1	
Park	132		
Petroleum	1		
Phillips	125		
Pondera	94	1	
Powder River	27		
Powell	15		
Prairie	23		
Ravalli	195	2	Yes
Richland	141	2	
Roosevelt	503	8	
Rosebud	695	19	Yes
Sanders	70	1	
Sheridan	27		
Silver Bow	329		Yes
Stillwater	99	3	
Sweet Grass	52	2	
Teton	48		
Toole	169	6	
Treasure	8		
Valley	133	1	
Wheatland	22	1	
Wibaux	24		
Yellowstone	3,895	70	Yes
Total	16,677	193	

* Community transmission - a community has identified cases who are unable to be linked with other known cases or travel. This status has been determined after consultation between state and local health departments.

COVID-19 Cases in Montana by Date of Illness Onset, 2020 [N=16,677]



SARS-Cov-2 PCR Testing at Montana Public Health Laboratory and Reference Laboratories



View your county's test positivity rate at the [Center for Medicare and Medicaid Services' \(CMS\) webpage](#).

Hospitalization Status	Number of Cases (percent of total)
Ever hospitalized	851 (5%)
Not Hospitalized	15,826 (95%)
Total	16,677

Age Group	Number of Cases (percent of total)
0-9 years	720 (4%)
10-19 years	1,903 (11%)
20-29 years	3,667 (22%)
30-39 years	2,746 (17%)
40-49 years	2,177 (13%)
50-59 years	2,092 (13%)
60-69 years	1,738 (10%)
70-79 years	1,027 (6%)
80-89 years	473 (3%)
90-99 years	127 (<1%)
100+	7 (<1%)
Total	16,677

Sex	Number of Cases (percent of total)
Female	8,486 (50%)
Male	8,191 (00%)
Total	16,677

Race and Ethnicity	Number of Cases (percent of total)
White	7,494 (45%)
American Indian, Alaska Native, Native Hawaiian, and Pacific Islander	2,543 (15%)
Asian	49 (<1%)
Black or African American	82 (<1%)
Other Race	245 (1%)
Undetermined/Under investigation	6,264 (37%)
Total	16,677
Ethnicity:	
Hispanic/Latino	442 (3%)
Not Hispanic/Latino	8,930 (54%)
Undetermined/Under investigation	9,814 (58%)
Total	16,677

Current Status of Cases	Number of Cases (percent of total)
Hospitalized	263 (1.6%)
Deceased	197 (1.2%)
Recovering	5,564 (33%)
Recovered and released from isolation	10,656 (64%)
Total number of cases	16,677

Location (at time of testing) of individuals diagnosed but not residing or counted in Montana:

County	Number of Cases (percent of total)
Beaverhead	3 (1%)
Big Horn	1 (<1%)
Carbon	3 (1%)
Cascade	20 (9%)
Custer	4 (2%)
Dawson	3 (1%)
Deer Lodge	1 (<1%)
Fallon	1 (<1%)
Fergus	2 (1%)
Flathead	46 (19%)
Gallatin	49 (20%)
Glacier	1 (<1%)
Granite	1 (<1%)
Lake	10 (4%)
Lewis and Clark	6 (2%)
Lincoln	3 (1%)
Madison	27 (11%)
Meagher	1 (<1%)
Missoula	17 (7%)
Park	10 (3%)
Powell	1 (<1%)
Ravalli	8 (3%)
Silver Bow	5 (2%)
Stillwater	2 (1%)
Sweet Grass	3 (1%)
Toole	2 (1%)
Yellowstone	20 (9%)
Total	250

Cases reported in the tables above include **13** residents of other states who were tested, isolated and/or hospitalized in Montana during the early phases of the pandemic. As COVID-19 is now widespread across the United States, data no longer include out-of-state residents who test positive in Montana in order to align with Council of State and Territorial Epidemiologists guidelines that classify cases by the individual's usual state of residence. This is standard practice for all communicable diseases to ensure accurate case reporting for Montana and the US. Additional individuals were diagnosed in Montana but are not included due to residency and/or the transient nature of their visit to the state: data for these individuals are reflected in the table immediately above.