

Coronavirus Disease 2019 (COVID-19)

[Current Montana COVID-19 Epi Profile](#)

[Archive of Montana COVID-19 Epi Profiles](#)



Demographic Information for Confirmed Cases

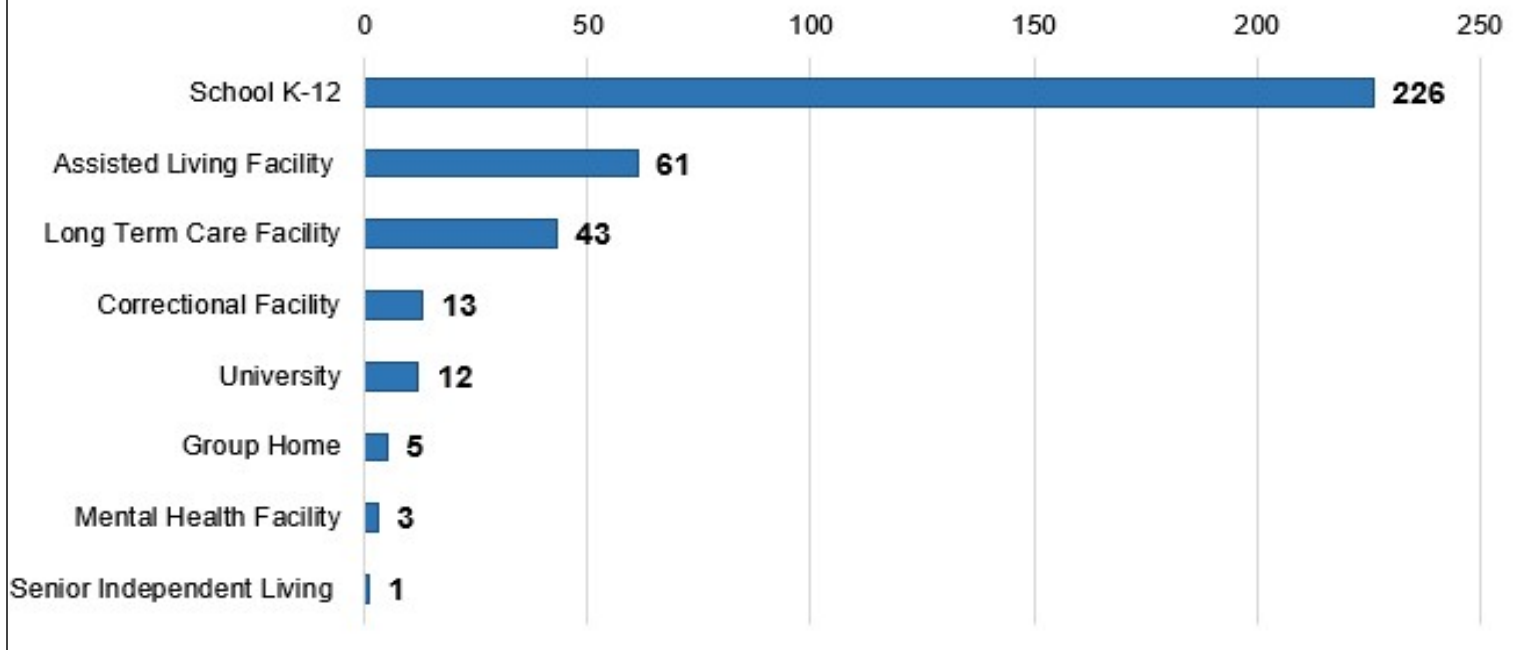
Data for the following tables are updated daily

COVID-19 Cases in Montana	
Total Number of Cases	17,399
- Number of Deaths	206

** Tables and charts are updated by 10 am every morning.*



**Number of congregate settings with COVID-19 cases by type in Montana
(n=364)**



[Additional information on COVID-19 in Montana Long Term Care and Assisted Living Facilities](#)

[Additional information on COVID-19 in Montana schools](#)

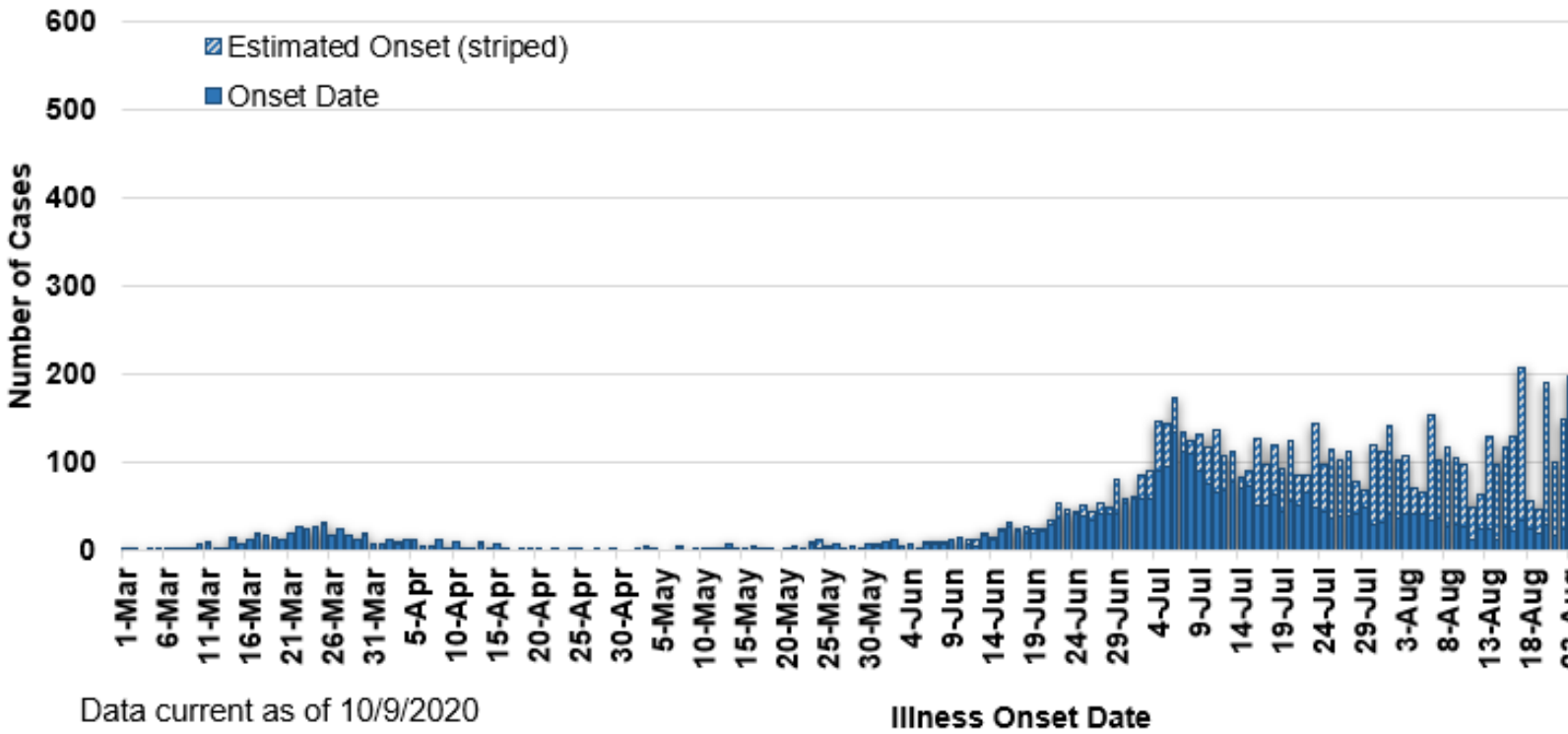
[Additional information on hospital occupancy and capacity in Montana](#)

County of Residence	Number of Cases	Number of Deaths	Community Transmission*
Beaverhead	191	1	Yes
Big Horn	1,022	27	Yes
Blaine	112		
Broadwater	21		
Carbon	148		
Carter	11		
Cascade	1010	6	Yes
Chouteau	46		
Custer	129	2	Yes
Daniels	11		
Dawson	108	1	
Deer Lodge	226		
Fallon	24		
Fergus	97	1	
Flathead	1,817	23	Yes
Gallatin	1,792	4	Yes
Garfield	18		
Glacier	604	1	Yes
Golden Valley	6		
Granite	32		
Hill	313	5	
Jefferson	101		
Judith Basin	9		
Lake	333	1	
Lewis and Clark	416	3	Yes
Liberty	25		
Lincoln	178	3	Yes

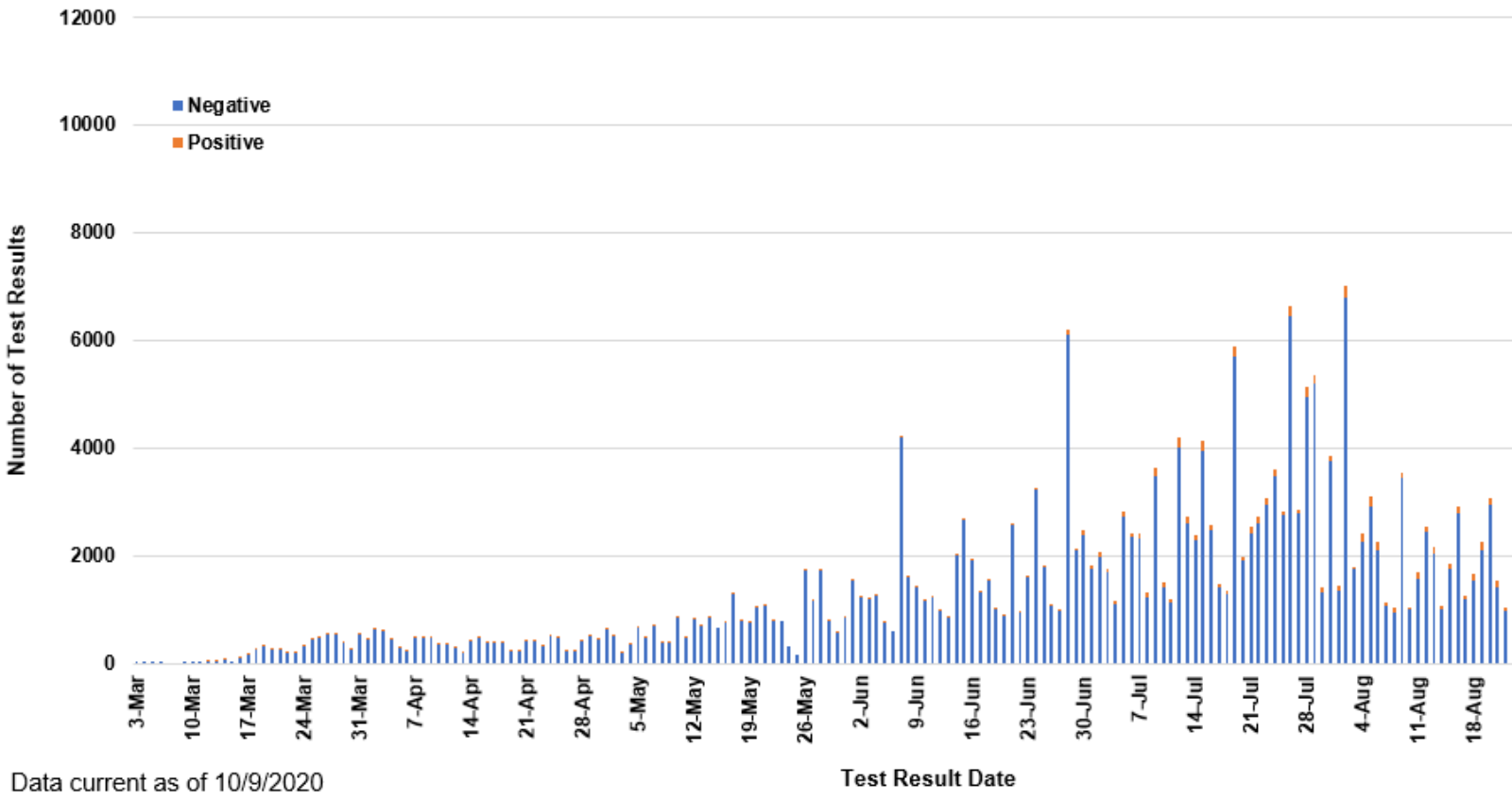
County of Residence	Number of Cases	Number of Deaths	Community Transmission*
Madison	121	1	Yes
McCone	29		
Meagher	40	2	Yes
Mineral	7		
Missoula	1,257	4	Yes
Musselshell	39	1	
Park	136		
Petroleum	1		
Phillips	125		
Pondera	104	1	
Powder River	28		
Powell	17		
Prairie	25		
Ravalli	210	2	Yes
Richland	143	2	
Roosevelt	527	9	
Rosebud	697	19	Yes
Sanders	74	1	
Sheridan	27		
Silver Bow	340		Yes
Stillwater	108	3	
Sweet Grass	52	2	
Teton	48		
Toole	174	6	
Treasure	9		
Valley	148	1	
Wheatland	34	1	
Wibaux	29		
Yellowstone	4,050	73	Yes
Total	17,399	206	

* Community transmission - a community has identified cases who are unable to be linked with other known cases or travel. This status has been determined after consultation between state and local health departments.

COVID-19 Cases in Montana by Date of Illness Onset, 2020 [N=17,3



SARS-Cov-2 PCR Testing at Montana Public Health Laboratory and Reference Laboratories, Montana 20



View your county's test positivity rate at the [Center for Medicare and Medicaid Services' \(CMS\) webpage](#).

Hospitalization Status	Number of Cases (percent of total)
Ever hospitalized	868 (5%)
Not Hospitalized	16,531 (95%)
Total	17,399

Age Group	Number of Cases (percent of total)
0-9 years	751 (4%)
10-19 years	1,992 (11%)
20-29 years	3,808 (22%)
30-39 years	2,875 (17%)
40-49 years	2,272 (13%)
50-59 years	2,186 (13%)
60-69 years	1,808 (10%)
70-79 years	1,072 (6%)
80-89 years	493 (3%)
90-99 years	136 (<1%)
100+	6 (<1%)
Total	17,399

Sex	Number of Cases (percent of total)
Female	8,893 (50%)
Male	8,506 (50%)
Total	17,399

Race and Ethnicity	Number of Cases (percent of total)
White	7,754 (45%)
American Indian, Alaska Native, Native Hawaiian, and Pacific Islander	2,620 (15%)
Asian	50 (<1%)
Black or African American	83 (<1%)
Other Race	266 (1%)
Undetermined/Under investigation	6,626 (38%)
Total	17,399
Ethnicity:	
Hispanic/Latino	454 (3%)
Not Hispanic/Latino	9,213 (53%)
Undetermined/Under investigation	7,732 (44%)
Total	17,399

Current Status of Cases	Number of Cases (percent of total)
Hospitalized	266 (1.5%)
Deceased	206 (1.2%)
Recovering	6,064 (35%)
Recovered and released from isolation	10,863 (62%)
Total number of cases	17,399

Location (at time of testing) of individuals diagnosed but not residing or counted in Montana:

County	Number of Cases (percent of total)
Beaverhead	3 (1%)
Big Horn	1 (<1%)
Carbon	3 (1%)
Cascade	20 (9%)

County	Number of Cases (percent of total)
Custer	4 (2%)
Dawson	3 (1%)
Deer Lodge	1 (<1%)
Fallon	1 (<1%)
Fergus	2 (1%)
Flathead	46 (19%)
Gallatin	49 (20%)
Glacier	1 (<1%)
Granite	1 (<1%)
Lake	10 (4%)
Lewis and Clark	6 (2%)
Lincoln	3 (1%)
Madison	27 (11%)
Meagher	1 (<1%)
Missoula	17 (7%)
Park	10 (3%)
Powell	1 (<1%)
Ravalli	8 (3%)
Silver Bow	5 (2%)
Stillwater	2 (1%)
Sweet Grass	3 (1%)
Toole	2 (1%)
Yellowstone	20 (9%)
Total	250

Cases reported in the tables above include 13 residents of other states who were tested, isolated and/or hospitalized in Montana during the early phases of the pandemic. As COVID-19 is now widespread across the United States, data no longer include out-of-state residents who test positive in Montana in order to align with Council of State and Territorial Epidemiologists guidelines that classify cases by the individual's usual state of residence. This is standard practice for all communicable diseases to ensure accurate case reporting for Montana and the US. Additional individuals were diagnosed in Montana but are not included due to residency and/or the transient nature of their visit to the state: data for these individuals are reflected in the table immediately above.