

Sheila Hogan, Director

Children/Families

Disabilities

Seniors

Health

[Home](#) » [Public Health & Safety](#) » [Communicable Disease Epidemiology](#) » [Diseases A to Z](#) » [Coronavirus](#) » [Demographics](#)

Coronavirus Disease 2019 (COVID-19)

[Current Montana COVID-19 Epi Profile](#)

[Archive of Montana COVID-19 Epi Profiles](#)

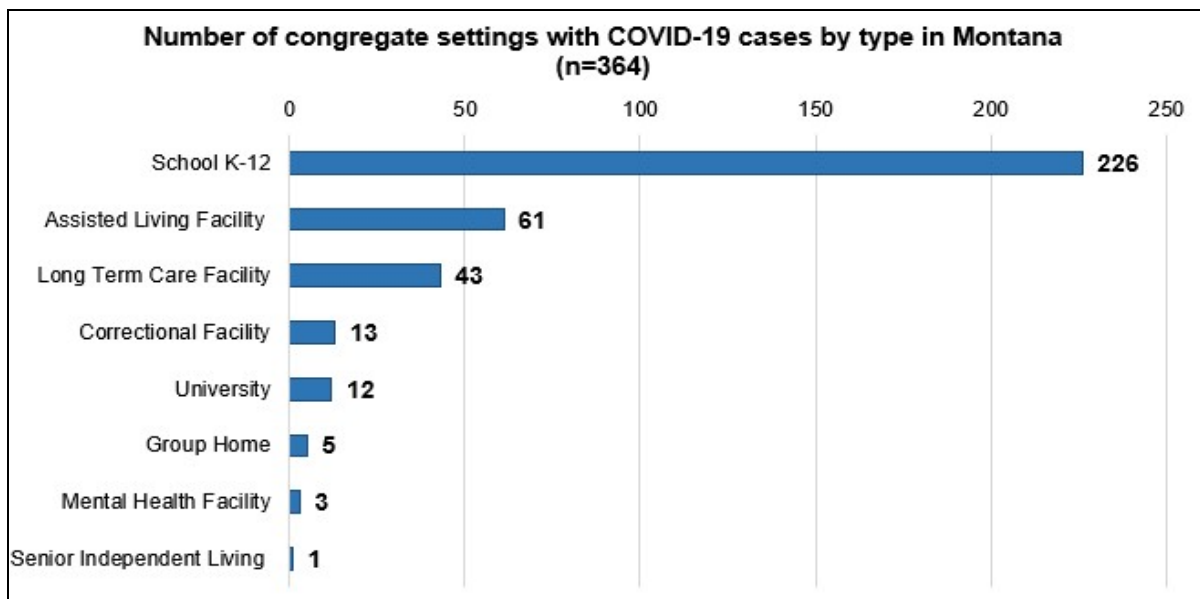


Demographic Information for Confirmed Cases

Data for the following tables are updated daily

COVID-19 Cases in Montana	
Total Number of Cases	18,702
- Number of Deaths	210

** Tables and charts are updated by 10 am every morning.*



[Additional information on COVID-19 in Montana Long Term Care and Assisted Living Facilities](#)

Additional information on COVID-19 in Montana schools

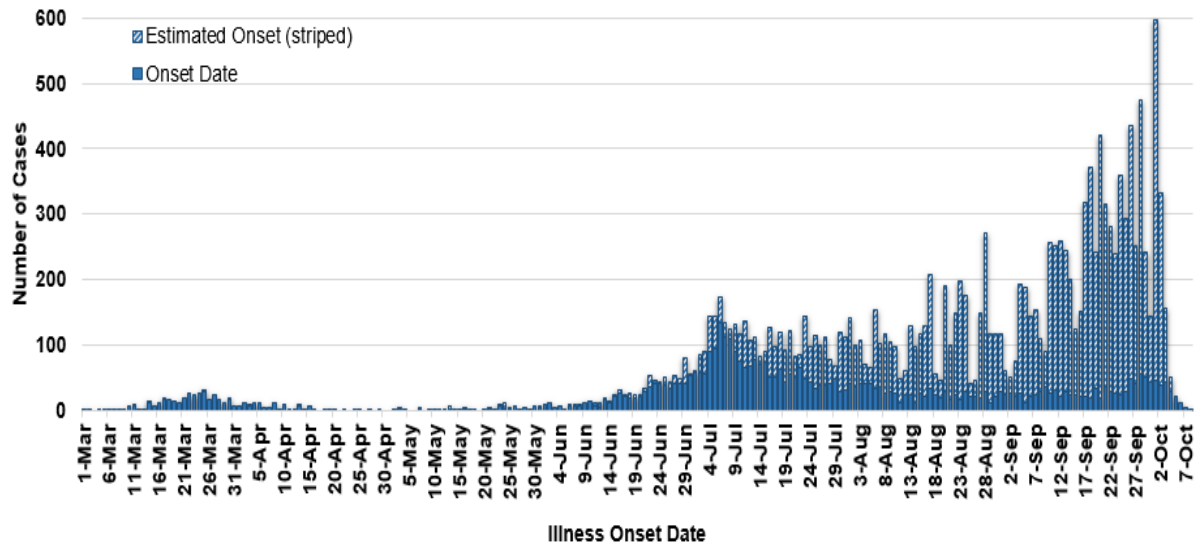
Additional information on hospital occupancy and capacity in Montana

County of Residence	Number of Cases	Number of Deaths	Community Transmission*
Beaverhead	201	1	Yes
Big Horn	1,041	28	Yes
Blaine	140		
Broadwater	24		
Carbon	161		
Carter	9		
Cascade	1,038	6	Yes
Chouteau	47		
Custer	144	2	Yes
Daniels	11		
Dawson	125	2	
Deer Lodge	259		
Fallon	24		
Fergus	121	1	
Flathead	2,001	23	Yes
Gallatin	1,907	4	Yes
Garfield	18		
Glacier	662	1	Yes
Golden Valley	5		
Granite	40		
Hill	362	5	
Jefferson	102		
Judith Basin	9		
Lake	350	1	
Lewis and Clark	463	3	Yes
Liberty	26		
Lincoln	192	3	Yes
Madison	123	1	Yes
McCone	35		
Meagher	42	2	Yes
Mineral	9		
Missoula	1,321	5	Yes
Musselshell	46	1	
Park	153		

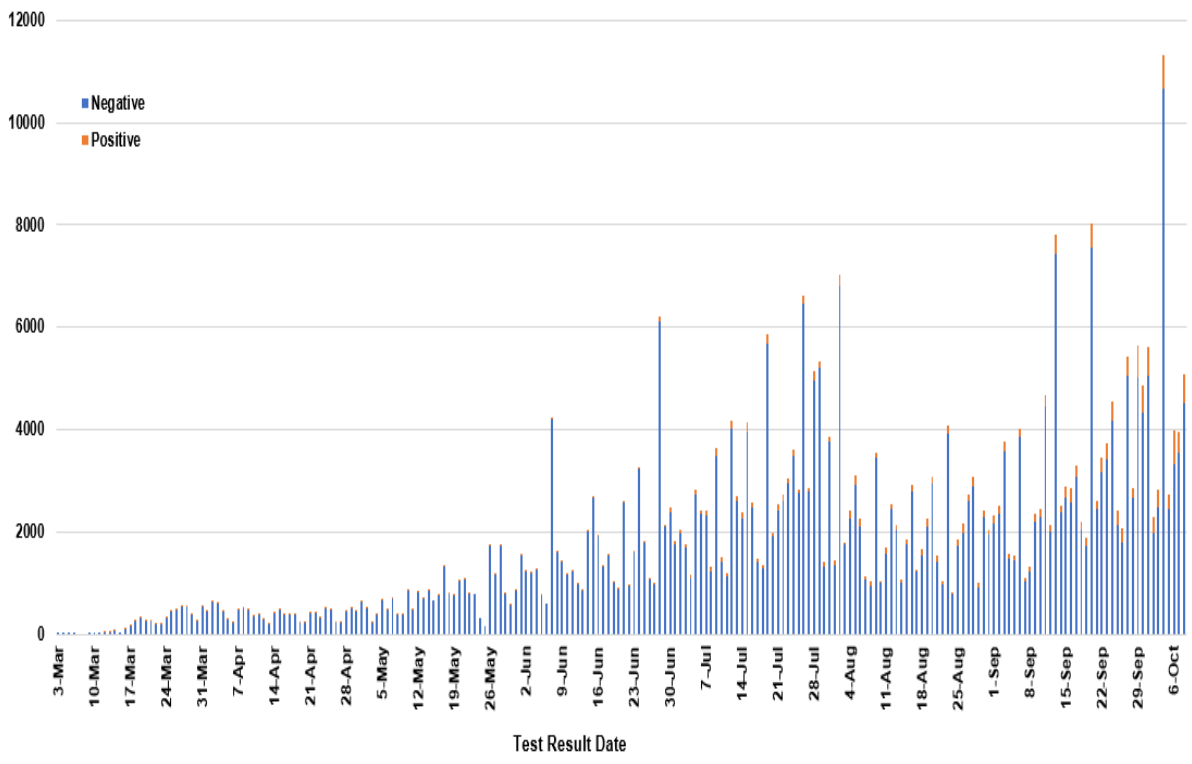
County of Residence	Number of Cases	Number of Deaths	Community Transmission*
Petroleum	2		
Phillips	131		
Pondera	112	1	
Powder River	38		
Powell	21		
Prairie	26		
Ravalli	228	2	Yes
Richland	154	2	
Roosevelt	624	10	
Rosebud	703	19	Yes
Sanders	74	1	
Sheridan	31		
Silver Bow	349		Yes
Stillwater	117	3	
Sweet Grass	54	2	
Teton	54		
Toole	219	6	
Treasure	9		
Valley	173	1	
Wheatland	34	1	
Wibaux	31		
Yellowstone	4,307	73	Yes
Total	18,702	210	

* Community transmission - a community has identified cases who are unable to be linked with other known cases or travel. This status has been determined after consultation between state and local health departments.

COVID-19 Cases in Montana by Date of Illness Onset, 2020 [N=18,117]



SARS-Cov-2 PCR Testing at Montana Public Health Laboratory and Reference Laboratories, Montana 2020 [n=388,649]



View your county's test positivity rate at the [Center for Medicare and Medicaid Services' \(CMS\) webpage](#).

Hospitalization Status	Number of Cases (percent of total)
Ever hospitalized	892 (5%)
Not Hospitalized	17,810 (95%)
Total	18,702

Age Group	Number of Cases (percent of total)
0-9 years	798 (4%)
10-19 years	2,156 (11%)
20-29 years	4,045 (22%)
30-39 years	3,078 (17%)
40-49 years	2,439 (13%)
50-59 years	2,375 (13%)
60-69 years	1,950 (10%)
70-79 years	1,165 (6%)
80-89 years	533 (3%)
90-99 years	151 (<1%)
100+	10 (<1%)
Total	18,702

Sex	Number of Cases (percent of total)
Female	9,578 (51%)
Male	9,124 (49%)
Total	18,702

Race and Ethnicity	Number of Cases (percent of total)
White	8,165 (45%)
American Indian, Alaska Native, Native Hawaiian, and Pacific Islander	2,789 (15%)
Asian	51 (<1%)
Black or African American	86 (<1%)
Other Race	307 (1%)
Undetermined/Under investigation	7,304 (38%)

Race and Ethnicity	Number of Cases (percent of total)
Total	18,702
Ethnicity:	
Hispanic/Latino	466 (3%)
Not Hispanic/Latino	9,593 (52%)
Undetermined/Under investigation	8,522 (45%)
Total	18,702

Current Status of Cases	Number of Cases (percent of total)
Hospitalized	286 (1.5%)
Deceased	210 (1.2%)
Recovering	6,845 (35%)
Recovered and released from isolation	11,361 (63%)
Total number of cases	18,702

Location (at time of testing) of individuals diagnosed but not residing or counted in Montana:

County	Number of Cases (percent of total)
Beaverhead	3 (1%)
Big Horn	1 (<1%)
Carbon	3 (1%)
Cascade	20 (9%)
Custer	4 (2%)
Dawson	3 (1%)
Deer Lodge	1 (<1%)
Fallon	1 (<1%)
Fergus	2 (1%)
Flathead	46 (19%)
Gallatin	49 (20%)
Glacier	1 (<1%)
Granite	1 (<1%)
Lake	10 (4%)
Lewis and Clark	6 (2%)
Lincoln	3 (1%)
Madison	27 (11%)
Meagher	1 (<1%)
Missoula	17 (7%)

County	Number of Cases (percent of total)
Park	10 (3%)
Powell	1 (<1%)
Ravalli	8 (3%)
Silver Bow	5 (2%)
Stillwater	2 (1%)
Sweet Grass	3 (1%)
Toole	2 (1%)
Yellowstone	20 (9%)
Total	250

Cases reported in the tables above include **13** residents of other states who were tested, isolated and/or hospitalized in Montana during the early phases of the pandemic. As COVID-19 is now widespread across the United States, data no longer include out-of-state residents who test positive in Montana in order to align with Council of State and Territorial Epidemiologists guidelines that classify cases by the individual's usual state of residence. This is standard practice for all communicable diseases to ensure accurate case reporting for Montana and the US. Additional individuals were diagnosed in Montana but are not included due to residency and/or the transient nature of their visit to the state: data for these individuals are reflected in the table immediately above.



Communicable Disease Epidemiology Staff Listing



To submit a question or comment to the Communicable Disease Epidemiology Program, please click on the suggestion box to access our online form.

 [Diseases A-Z](#)

 [Disease Reporting](#)

 [Data and Reports](#)

 [Contact Us](#)

Other Program Areas

 [Tuberculosis \(TB\)](#)

 [Healthcare Associated Infections \(HAI\)](#)

 [Sexually Transmitted Diseases \(HIV/STD\)](#)

 [Antimicrobial Resistance](#)



The DPHHS CDEpi Section mission is to create, maintain, support, and strengthen routine surveillance and detection systems and epidemiological investigation processes, as well as to expand these systems and processes in response to incidents of public health significance.

Nondiscrimination Notice/Policy

Notice of Use of Protected Health Information

Disclaimer

Contact Webmaster

Language Assistance Available

**Español | Deutsch | 繁體中文 | 日本語 | Tagalog | Français | Русский | 한국어 | العربية | ไทย | Norsk |
Tiếng Việt | український | Pennsilfaanisch Deitsch | Italiano**