

Coronavirus Disease 2019 (COVID-19)

[Current Montana COVID-19 Epi Profile](#)

[Archive of Montana COVID-19 Epi Profiles](#)

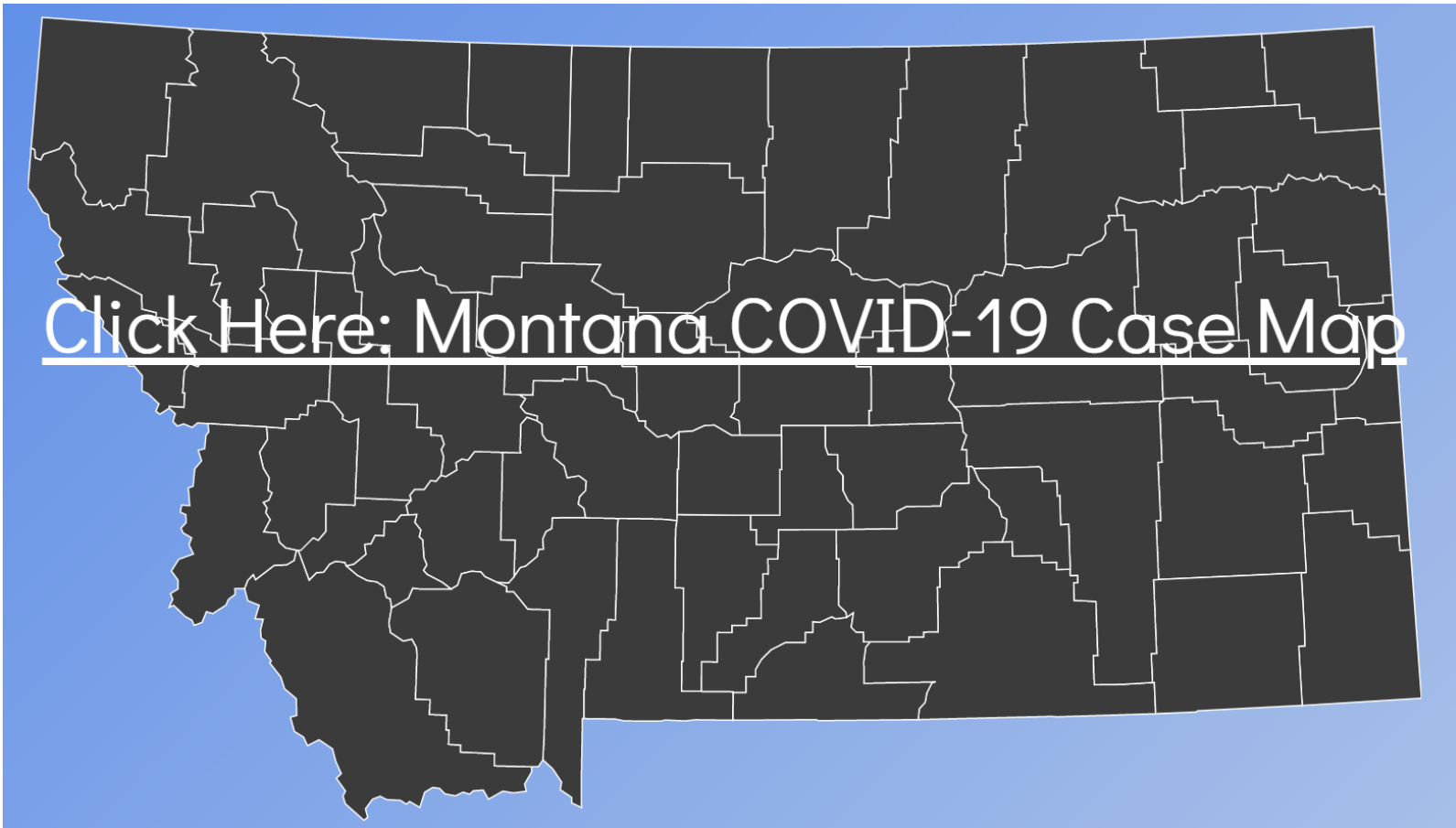


Demographic Information for Confirmed Cases

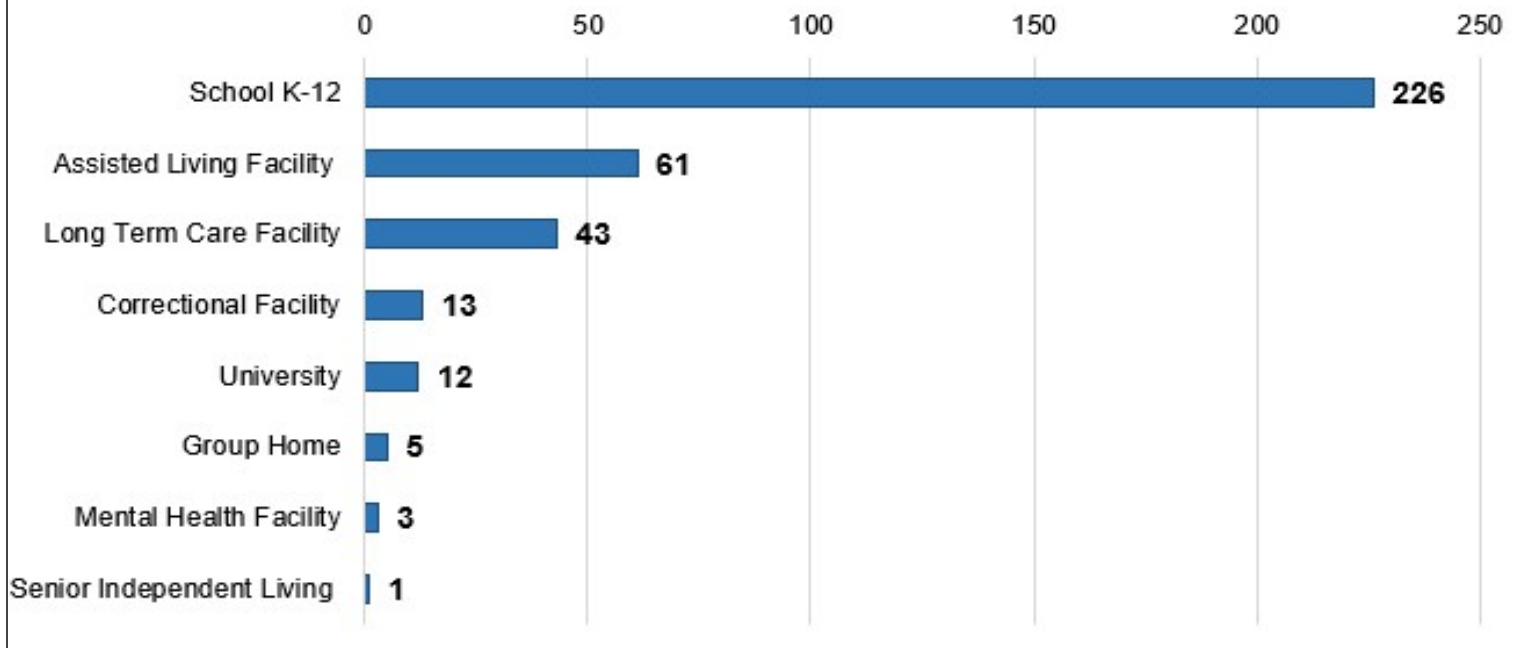
Data for the following tables are updated daily

COVID-19 Cases in Montana	
Total Number of Cases	19,611
- Number of Deaths	217

** Tables and charts are updated by 10 am every morning.*



Number of congregate settings with COVID-19 cases by type in Montana (n=364)



[Additional information on COVID-19 in Montana Long Term Care and Assisted Living Facilities](#)

[Additional information on COVID-19 in Montana schools](#)

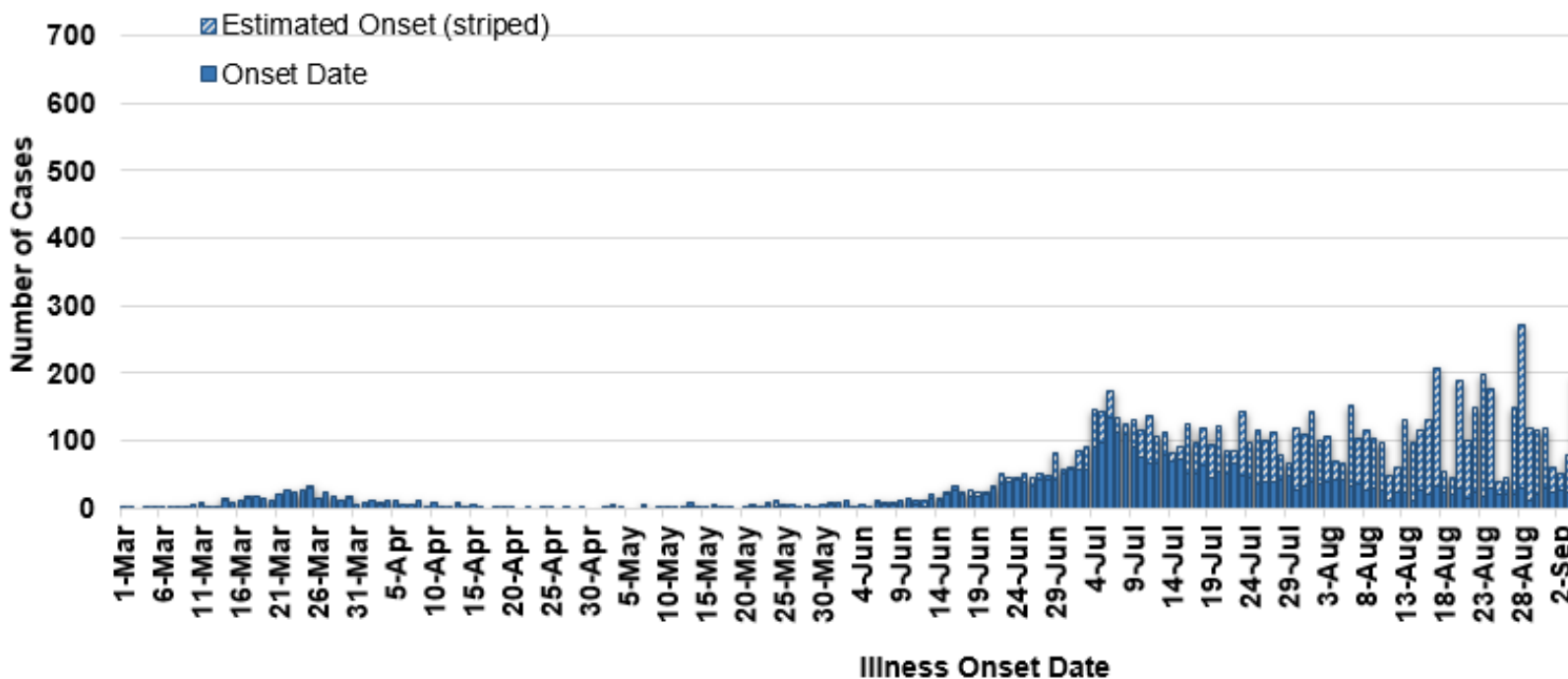
[Additional information on hospital occupancy and capacity in Montana](#)

County of Residence	Number of Cases	Number of Deaths	Community Transmission*
Beaverhead	212	1	Yes
Big Horn	1,054	30	Yes
Blaine	146	2	
Broadwater	25		
Carbon	172		
Carter	11		
Cascade	1,061	6	Yes
Chouteau	47		
Custer	148	2	Yes
Daniels	11		
Dawson	129	2	
Deer Lodge	267		
Fallon	27		
Fergus	129	1	
Flathead	2,140	23	Yes
Gallatin	1,956	4	Yes
Garfield	18		
Glacier	673	1	Yes
Golden Valley	5		
Granite	40		
Hill	400	5	
Jefferson	111		
Judith Basin	11		
Lake	370	1	
Lewis and Clark	489	3	Yes
Liberty	27		
Lincoln	197	3	Yes

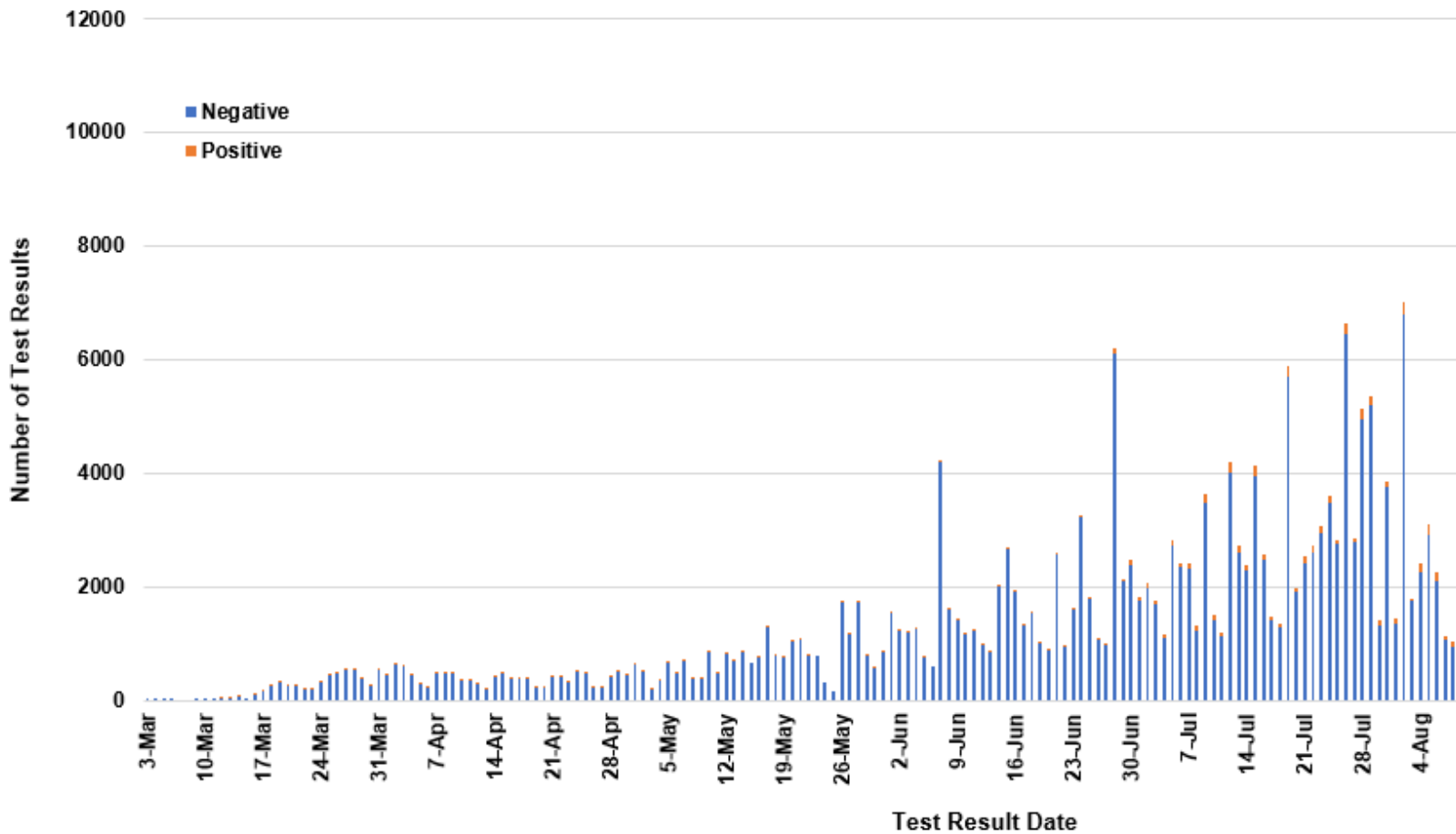
County of Residence	Number of Cases	Number of Deaths	Community Transmission*
Madison	126	1	Yes
McCone	35		
Meagher	43	2	Yes
Mineral	9		
Missoula	1,393	5	Yes
Musselshell	49	1	
Park	155		
Petroleum	3		
Phillips	131		
Pondera	118	1	
Powder River	38		
Powell	27		
Prairie	28		
Ravalli	235	2	Yes
Richland	167	2	
Roosevelt	694	10	
Rosebud	708	20	Yes
Sanders	74	1	
Sheridan	34		
Silver Bow	387		Yes
Stillwater	124	3	
Sweet Grass	56	2	
Teton	56		
Toole	286	6	
Treasure	10		
Valley	189	2	
Wheatland	49	1	
Wibaux	31		
Yellowstone	4,480	74	Yes
Total	19,611	217	

* Community transmission - a community has identified cases who are unable to be linked with other known cases or travel. This status has been determined after consultation between state and local health departments.

COVID-19 Cases in Montana by Date of Illness Onset, 2020 [N=19,611]



SARS-Cov-2 PCR Testing at Montana Public Health Laboratory and Reference Laboratories, I



View your county's test positivity rate at the [Center for Medicare and Medicaid Services' \(CMS\) webpage](#).

Hospitalization Status	Number of Cases (percent of total)
Ever hospitalized	911 (5%)
Not Hospitalized	18,700 (95%)
Total	19,611

Age Group	Number of Cases (percent of total)
0-9 years	833 (4%)
10-19 years	2,265 (12%)
20-29 years	4,194 (22%)
30-39 years	3,216 (16%)
40-49 years	2,568 (13%)
50-59 years	2,512 (13%)
60-69 years	2,050 (10%)
70-79 years	1,231 (6%)
80-89 years	569 (3%)
90-99 years	164 (<1%)
100+	9 (<1%)
Total	19,611

Sex	Number of Cases (percent of total)
Female	10,049 (51%)
Male	9,562 (49%)
Total	19,611

Race and Ethnicity	Number of Cases (percent of total)
White	8,466 (43%)
American Indian, Alaska Native, Native Hawaiian, and Pacific Islander	2,855 (15%)
Asian	54 (<1%)
Black or African American	89 (<1%)
Other Race	356 (2%)
Undetermined/Under investigation	7,791 (40%)
Total	19,611
Ethnicity:	
Hispanic/Latino	475 (2%)
Not Hispanic/Latino	9,846 (51%)
Undetermined/Under investigation	9,290 (47%)
Total	19,611

Current Status of Cases	Number of Cases (percent of total)
Hospitalized	293 (1.5%)
Deceased	217 (1.1%)
Recovering	7,481 (37%)
Recovered and released from isolation	11,620 (60%)
Total number of cases	19,611

Location (at time of testing) of individuals diagnosed but not residing or counted in Montana:

County	Number of Cases (percent of total)
Beaverhead	3 (1%)
Big Horn	1 (<1%)
Carbon	3 (1%)
Cascade	20 (9%)
Custer	4 (2%)
Dawson	3 (1%)
Deer Lodge	1 (<1%)
Fallon	1 (<1%)
Fergus	2 (1%)
Flathead	46 (19%)
Gallatin	49 (20%)
Glacier	1 (<1%)
Granite	1 (<1%)
Lake	10 (4%)
Lewis and Clark	6 (2%)
Lincoln	3 (1%)
Madison	27 (11%)
Meagher	1 (<1%)
Missoula	17 (7%)
Park	10 (3%)
Powell	1 (<1%)
Ravalli	8 (3%)
Silver Bow	5 (2%)
Stillwater	2 (1%)
Sweet Grass	3 (1%)
Toole	2 (1%)
Yellowstone	20 (9%)
Total	250

Cases reported in the tables above include **13** residents of other states who were tested, isolated and/or hospitalized in Montana during the early phases of the pandemic. As COVID-19 is now widespread across the United States, data no longer include out-of-state residents who test positive in Montana in order to align with Council of State and Territorial Epidemiologists guidelines that classify cases by the individual's usual state of residence. This is standard practice for all communicable diseases to ensure accurate case reporting for Montana and the US. Additional individuals were diagnosed in Montana but are not included due to residency and/or the transient nature of their visit to the state: data for these individuals are reflected in the table immediately above.