

Coronavirus Disease 2019 (COVID-19)

[Current Montana COVID-19 Epi Profile](#)

[Archive of Montana COVID-19 Epi Profiles](#)



Demographic Information for Confirmed Cases

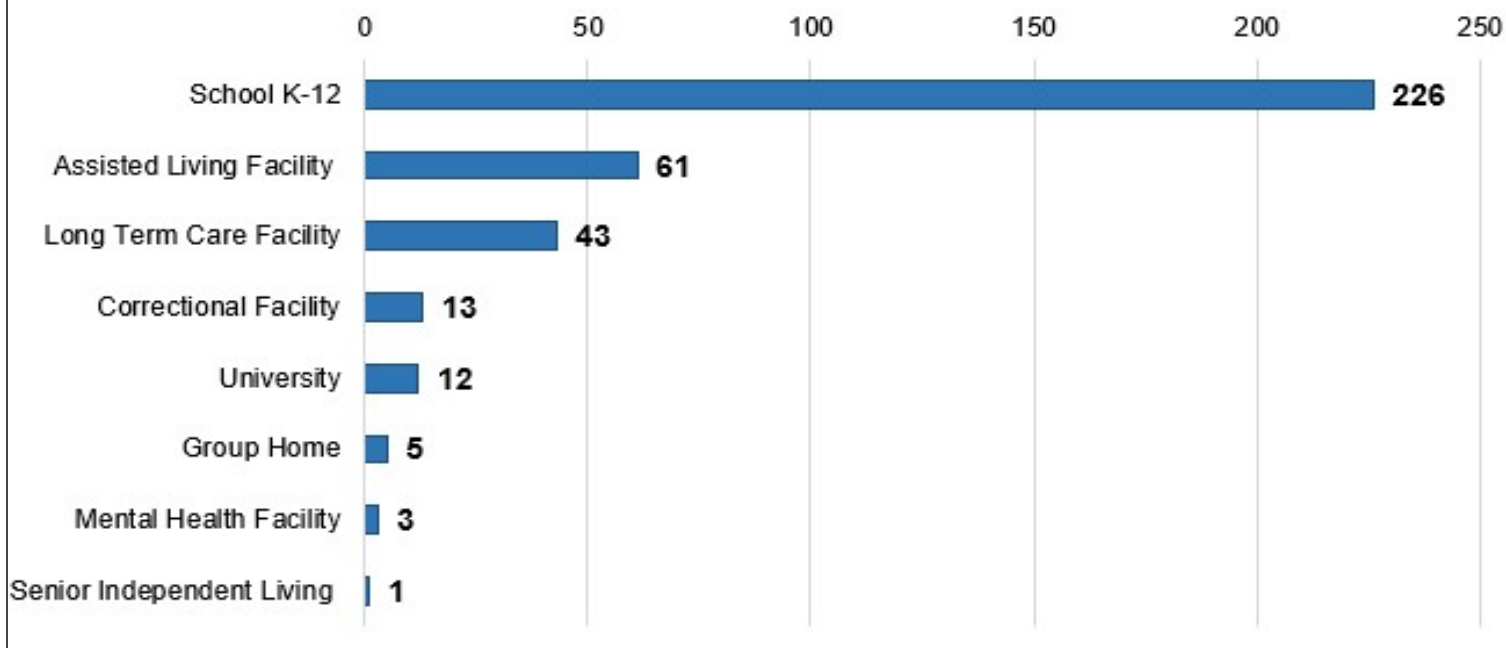

Data for the following tables are updated daily

COVID-19 Cases in Montana	
Total Number of Cases	20,210
- Number of Deaths	225


*\* Tables and charts are updated by 10 am every morning.*




## Number of congregate settings with COVID-19 cases by type in Montana (n=364)

**COVID-19 in Montana Schools**



**COVID-19 in Long Term Care and Assisted Living**



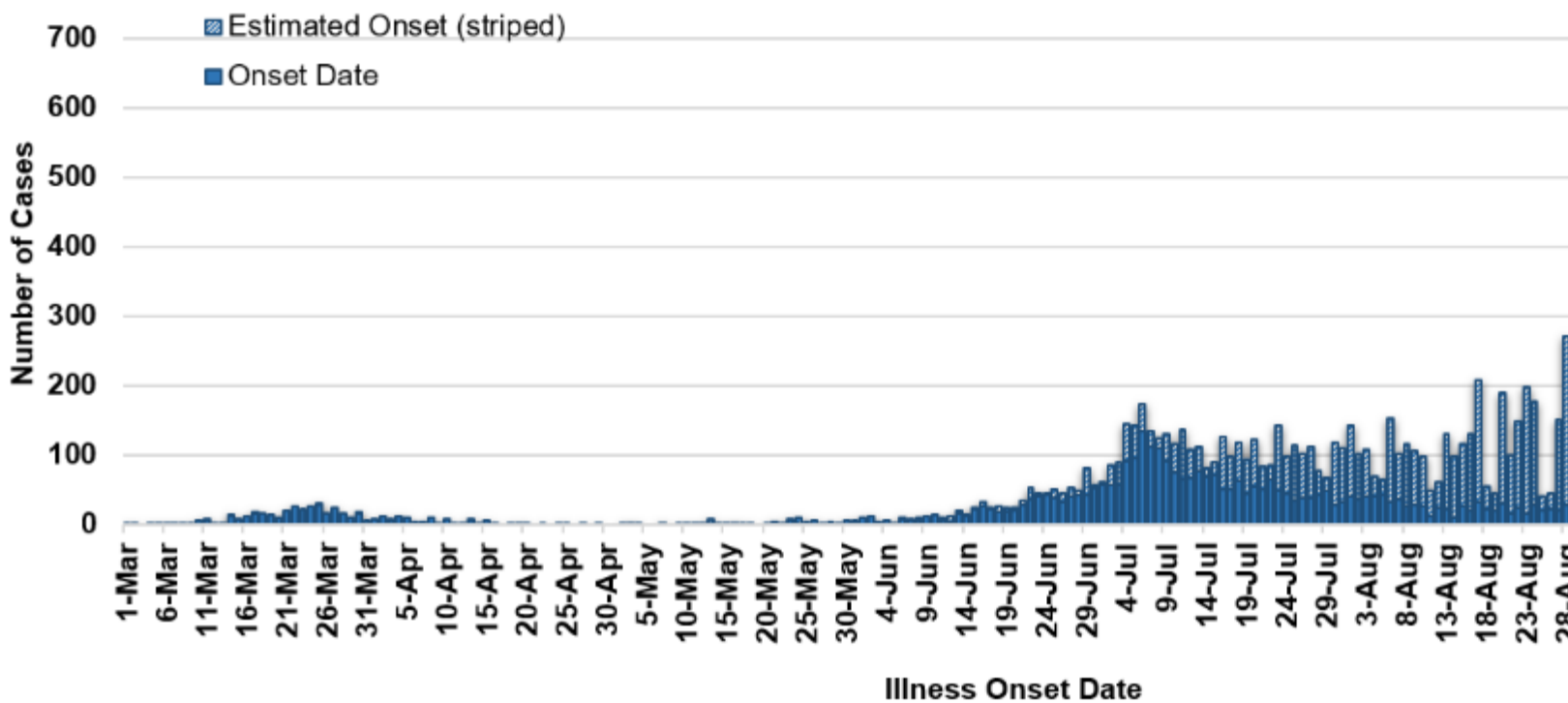
**Hospital Occupancy and Capacity in Montana**

County of Residence	Number of Cases	Number of Deaths	Community Transmission*
Beaverhead	213	1	Yes
Big Horn	1,072	30	Yes
Blaine	155	2	
Broadwater	26		
Carbon	182		
Carter	11		
Cascade	1,178	6	Yes
Chouteau	48		
Custer	156	2	Yes
Daniels	11		
Dawson	138	1	
Deer Lodge	271		
Fallon	27		
Fergus	134	1	
Flathead	2,209	23	Yes
Gallatin	2,012	4	Yes
Garfield	19		
Glacier	678	1	Yes
Golden Valley	5		
Granite	41		
Hill	433	8	
Jefferson	112		
Judith Basin	11		
Lake	372	1	
Lewis and Clark	511	3	Yes
Liberty	27		
Lincoln	208	3	Yes

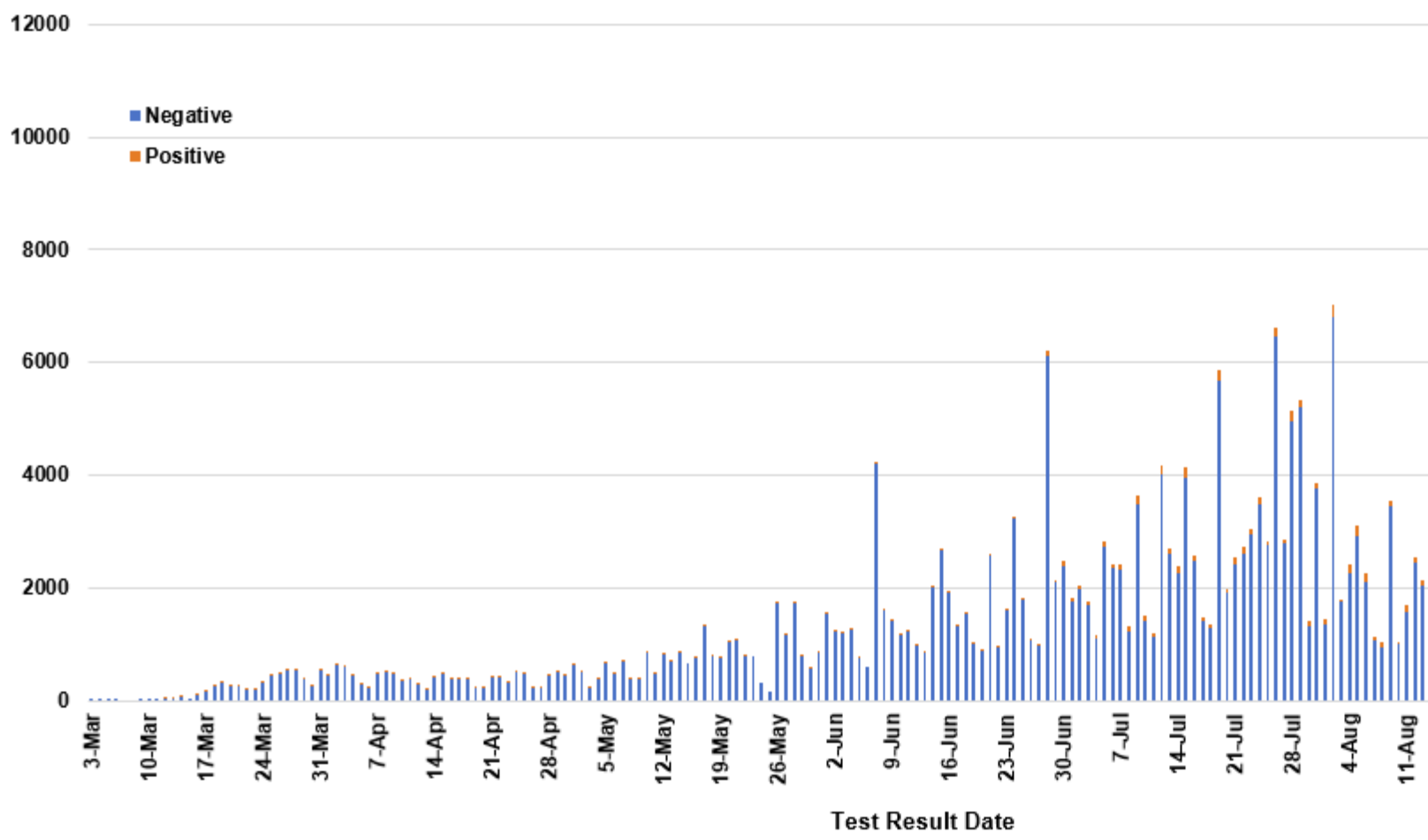
County of Residence	Number of Cases	Number of Deaths	Community Transmission*
Madison	126	1	Yes
McCone	36		
Meagher	43	2	Yes
Mineral	9		
Missoula	1,447	5	Yes
Musselshell	49	1	
Park	161		
Petroleum	3		
Phillips	132		
Pondera	120	1	
Powder River	39		
Powell	27		
Prairie	28		
Ravalli	262	2	Yes
Richland	166	2	
Roosevelt	703	13	
Rosebud	709	20	Yes
Sanders	82	1	
Sheridan	34		
Silver Bow	390		Yes
Stillwater	124	3	
Sweet Grass	57	2	
Teton	59		Yes
Toole	288	6	
Treasure	10		
Valley	200	2	
Wheatland	53	1	
Wibaux	34		
Yellowstone	4,559	77	Yes
Total	20,210	225	

\* Community transmission - a community has identified cases who are unable to be linked with other known cases or travel. This status has been determined after consultation between state and local health departments.

### COVID-19 Cases in Montana by Date of Illness Onset, 2020 [N=20,210]



# SARS-Cov-2 PCR Testing at Montana Public Health Laboratory and Reference Laboratories, Mo



View your county's test positivity rate at the [Center for Medicare and Medicaid Services' \(CMS\) webpage](#).

Hospitalization Status	Number of Cases (percent of total)
Ever hospitalized	920 (5%)
Not Hospitalized	19,316 (95%)
Total	20,210

Age Group	Number of Cases (percent of total)
0-9 years	874 (4%)
10-19 years	2,318 (12%)
20-29 years	4,314 (22%)
30-39 years	3,299 (16%)
40-49 years	2,666 (13%)
50-59 years	2,594 (13%)
60-69 years	2,114 (10%)
70-79 years	1,255 (6%)
80-89 years	585 (3%)
90-99 years	177 (<1%)
100+	9 (<1%)
Total	20,210

Sex	Number of Cases (percent of total)
Female	10,396 (51%)
Male	9,813 (49%)
Total	20,210

Race and Ethnicity	Number of Cases (percent of total)
White	8,647 (43%)
American Indian, Alaska Native, Native Hawaiian, and Pacific Islander	2,883 (15%)
Asian	56 (<1%)
Black or African American	89 (<1%)
Other Race	358 (2%)
Undetermined/Under investigation	8,177 (40%)
Total	20,210
<b>Ethnicity:</b>	
Hispanic/Latino	476 (2%)
Not Hispanic/Latino	9,999 (50%)
Undetermined/Under investigation	9,735 (48%)
Total	20,210

Current Status of Cases	Number of Cases (percent of total)
Hospitalized	292 (1.5%)
Deceased	225 (1.1%)
Recovering	7,626 (37%)
Recovered and released from isolation	12,068 (60%)
Total number of cases	20,210

**Location (at time of testing) of individuals diagnosed but not residing or counted in Montana:**

County	Number of Cases (percent of total)
Beaverhead	3 (1%)
Big Horn	1 (<1%)
Carbon	3 (1%)
Cascade	20 (9%)
Custer	4 (2%)
Dawson	3 (1%)
Deer Lodge	1 (<1%)
Fallon	1 (<1%)
Fergus	2 (1%)
Flathead	46 (19%)
Gallatin	49 (20%)
Glacier	1 (<1%)
Granite	1 (<1%)
Lake	10 (4%)
Lewis and Clark	6 (2%)
Lincoln	3 (1%)
Madison	27 (11%)
Meagher	1 (<1%)
Missoula	17 (7%)
Park	10 (3%)
Powell	1 (<1%)
Ravalli	8 (3%)
Silver Bow	5 (2%)
Stillwater	2 (1%)
Sweet Grass	3 (1%)
Toole	2 (1%)
Yellowstone	20 (9%)
Total	250

Cases reported in the tables above include **13** residents of other states who were tested, isolated and/or hospitalized in Montana during the early phases of the pandemic. As COVID-19 is now widespread across the United States, data no longer include out-of-state residents who test positive in Montana in order to align with Council of State and Territorial Epidemiologists guidelines that classify cases by the individual's usual state of residence. This is standard practice for all communicable diseases to ensure accurate case reporting for Montana and the US. Additional individuals were diagnosed in Montana but are not included due to residency and/or the transient nature of their visit to the state: data for these individuals are reflected in the table immediately above.