

Sheila Hogan, Director

Children/Families

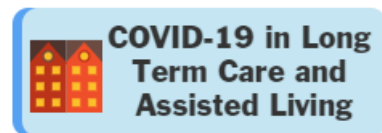

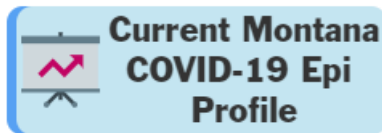
Disabilities

Seniors

Health

[Home](#) » [Public Health & Safety](#) » [Communicable Disease Epidemiology](#) » [Diseases A to Z](#) » [Coronavirus](#) » [Demographics](#)

Coronavirus Disease 2019 (COVID-19)



[Archive of Montana COVID-19 Epi Profiles](#)



Demographic Information for Confirmed Cases

Data for the following tables are updated daily

COVID-19 Cases in Montana	
Total Number of Cases	22,821
- Number of Deaths	241

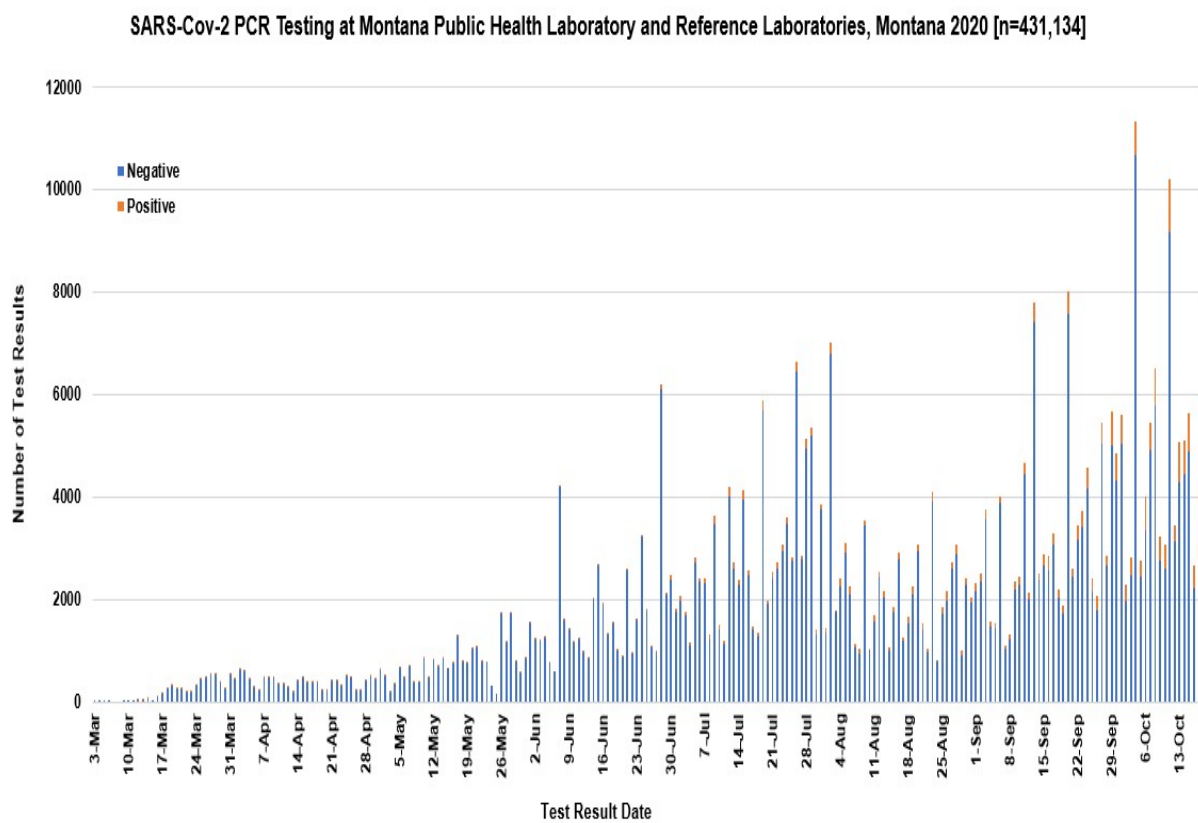
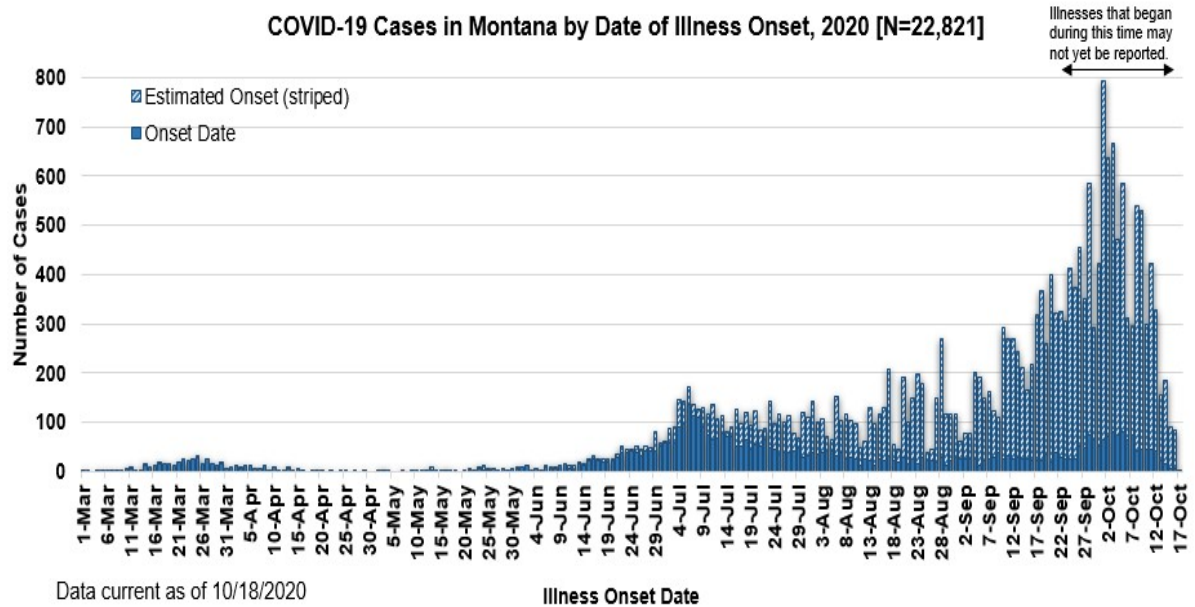
** Tables and charts are updated by 10 am every morning.*



County of Residence	Number of Cases	Number of Deaths	Community Transmission*
Beaverhead	231	1	Yes
Big Horn	1,129	33	Yes
Blaine	206	2	
Broadwater	39		
Carbon	199		
Carter	32		
Cascade	1,389	6	Yes
Chouteau	54		
Custer	186	2	Yes
Daniels	15		
Dawson	159	1	
Deer Lodge	335		
Fallon	32		
Fergus	163	2	
Flathead	2,483	23	Yes
Gallatin	2,240	5	Yes
Garfield	19		
Glacier	777	2	Yes
Golden Valley	6		
Granite	50		
Hill	542	10	
Jefferson	130		
Judith Basin	14		
Lake	427	1	
Lewis and Clark	606	3	Yes

County of Residence	Number of Cases	Number of Deaths	Community Transmission*
Liberty	28		
Lincoln	245	3	Yes
Madison	132	1	Yes
McCone	46		
Meagher	49	2	Yes
Mineral	13		
Missoula	1,581	7	Yes
Musselshell	67	1	
Park	177		
Petroleum	3		
Phillips	143		
Pondera	133	1	
Powder River	47	3	
Powell	37		
Prairie	29		
Ravalli	329	4	Yes
Richland	208	2	
Roosevelt	768	14	
Rosebud	726	20	Yes
Sanders	82	1	
Sheridan	46		
Silver Bow	456		Yes
Stillwater	141	3	
Sweet Grass	58	2	
Teton	74		Yes
Toole	300	6	
Treasure	11		
Valley	264	2	
Wheatland	60	1	
Wibaux	37		
Yellowstone	5,0368	77	Yes
Total	22,821	241	

* Community transmission - a community has identified cases who are unable to be linked with other known cases or travel. This status has been determined after consultation between state and local health departments.



View your county's test positivity rate at the [Center for Medicare and Medicaid Services' \(CMS\) webpage](#).

Hospitalization Status	Number of Cases (percent of total)
Ever hospitalized	1,010 (5%)
Not Hospitalized	21,811 (95%)
Total	22,821

Age Group	Number of Cases (percent of total)
0-9 years	1000 (4%)
10-19 years	2,617 (11%)
20-29 years	4,496 (21%)
30-39 years	3,679 (16%)
40-49 years	3,013 (13%)
50-59 years	2,938 (13%)
60-69 years	2,414 (11%)
70-79 years	1,465 (6%)
80-89 years	672 (3%)
90-99 years	212 (1%)
100+	15 (<1%)
Total	22,821

Sex	Number of Cases (percent of total)
Female	11,769 (51%)
Male	11,051 (49%)
Total	22,821

Race and Ethnicity	Number of Cases (percent of total)
White	9,533 (42%)
American Indian, Alaska Native, Native Hawaiian, and Pacific Islander	3,065 (14%)
Asian	58 (<1%)
Black or African American	94 (<1%)
Other Race	441 (2%)
Undetermined/Under investigation	9,599 (42%)

Race and Ethnicity	Number of Cases (percent of total)
Total	22,821
Ethnicity:	
Hispanic/Latino	496 (2%)
Not Hispanic/Latino	10,818 (48%)
Undetermined/Under investigation	11,507 (50%)
Total	22,821

Current Status of Cases	Number of Cases (percent of total)
Hospitalized	331 (1.5%)
Deceased	241 (1.1%)
Recovering	8,808 (37%)
Recovered and released from isolation	13,441 (60%)
Total number of cases	22,821

Location (at time of testing) of individuals diagnosed but not residing or counted in Montana:

County	Number of Cases (percent of total)
Beaverhead	3 (1%)
Big Horn	1 (<1%)
Carbon	3 (1%)
Cascade	20 (9%)
Custer	4 (2%)
Dawson	3 (1%)
Deer Lodge	1 (<1%)
Fallon	1 (<1%)
Fergus	2 (1%)
Flathead	46 (19%)
Gallatin	49 (20%)
Glacier	1 (<1%)
Granite	1 (<1%)
Lake	10 (4%)
Lewis and Clark	6 (2%)
Lincoln	3 (1%)
Madison	27 (11%)
Meagher	1 (<1%)
Missoula	17 (7%)

County	Number of Cases (percent of total)
Park	10 (3%)
Powell	1 (<1%)
Ravalli	8 (3%)
Silver Bow	5 (2%)
Stillwater	2 (1%)
Sweet Grass	3 (1%)
Toole	2 (1%)
Yellowstone	20 (9%)
Total	250

Cases reported in the tables above include **13** residents of other states who were tested, isolated and/or hospitalized in Montana during the early phases of the pandemic. As COVID-19 is now widespread across the United States, data no longer include out-of-state residents who test positive in Montana in order to align with Council of State and Territorial Epidemiologists guidelines that classify cases by the individual's usual state of residence. This is standard practice for all communicable diseases to ensure accurate case reporting for Montana and the US. Additional individuals were diagnosed in Montana but are not included due to residency and/or the transient nature of their visit to the state: data for these individuals are reflected in the table immediately above.



Communicable Disease Epidemiology Staff Listing



To submit a question or comment to the Communicable Disease Epidemiology Program, please click on the suggestion box to access our online form.

 [Diseases A-Z](#)

 [Disease Reporting](#)

 [Data and Reports](#)

 [Contact Us](#)

Other Program Areas

 [Tuberculosis \(TB\)](#)

 [Healthcare Associated Infections \(HAI\)](#)

 [Sexually Transmitted Diseases \(HIV/STD\)](#)

 [Antimicrobial Resistance](#)



The DPHHS CDEpi Section mission is to create, maintain, support, and strengthen routine surveillance and detection systems and epidemiological investigation processes, as well as to expand these systems and processes in response to incidents of public health significance.

Nondiscrimination Notice/Policy

Notice of Use of Protected Health Information

Disclaimer

Contact Webmaster

Language Assistance Available

**Español | Deutsch | 繁體中文 | 日本語 | Tagalog | Français | Русский | 한국어 | العربية | ไทย | Norsk |
Tiếng Việt | український | Pennsilfaanisch Deitsch | Italiano**