

**Sheila Hogan, Director**

**Children/Families**

**Disabilities**

**Seniors**

**Health**

[Home](#) » [Public Health & Safety](#) » [Communicable Disease Epidemiology](#) » [Diseases A to Z](#) » [Coronavirus](#) » [Demographics](#)

## Coronavirus Disease 2019 (COVID-19)



**Current Montana  
COVID-19 Epi  
Profile**



**COVID-19 in  
Montana  
Schools**



**COVID-19 in Long  
Term Care and  
Assisted Living**



**Hospital Occupancy  
and Capacity in  
Montana**

### [Archive of Montana COVID-19 Epi Profiles](#)

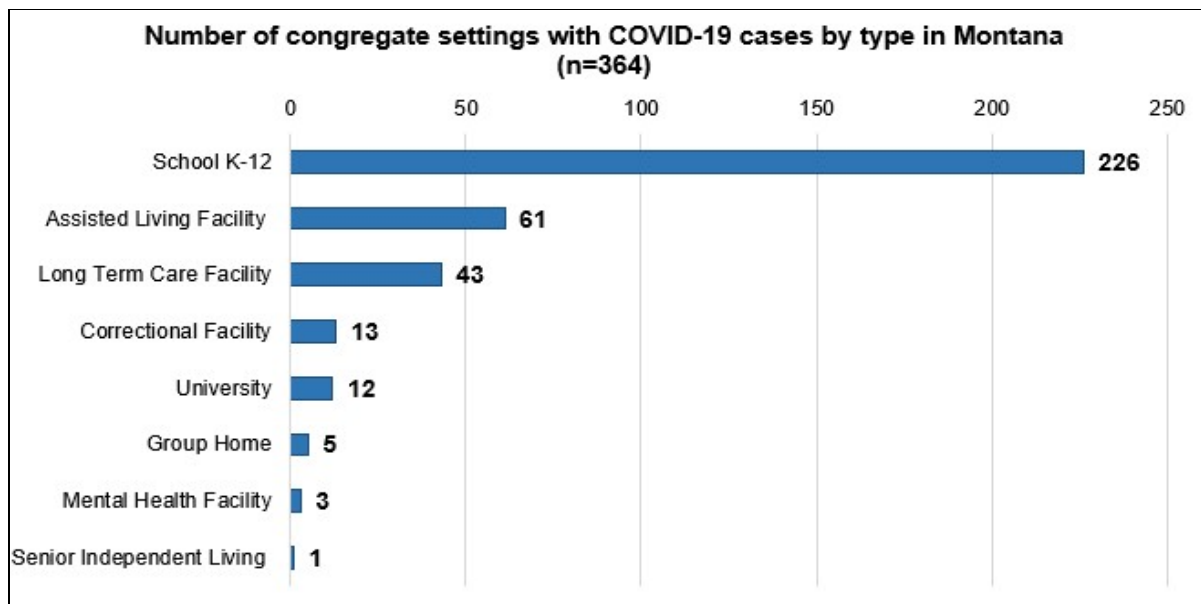


## Demographic Information for Confirmed Cases

Data for the following tables are updated daily

<b>COVID-19 Cases in Montana</b>	
Total Number of Cases	23,390
- Number of Deaths	241

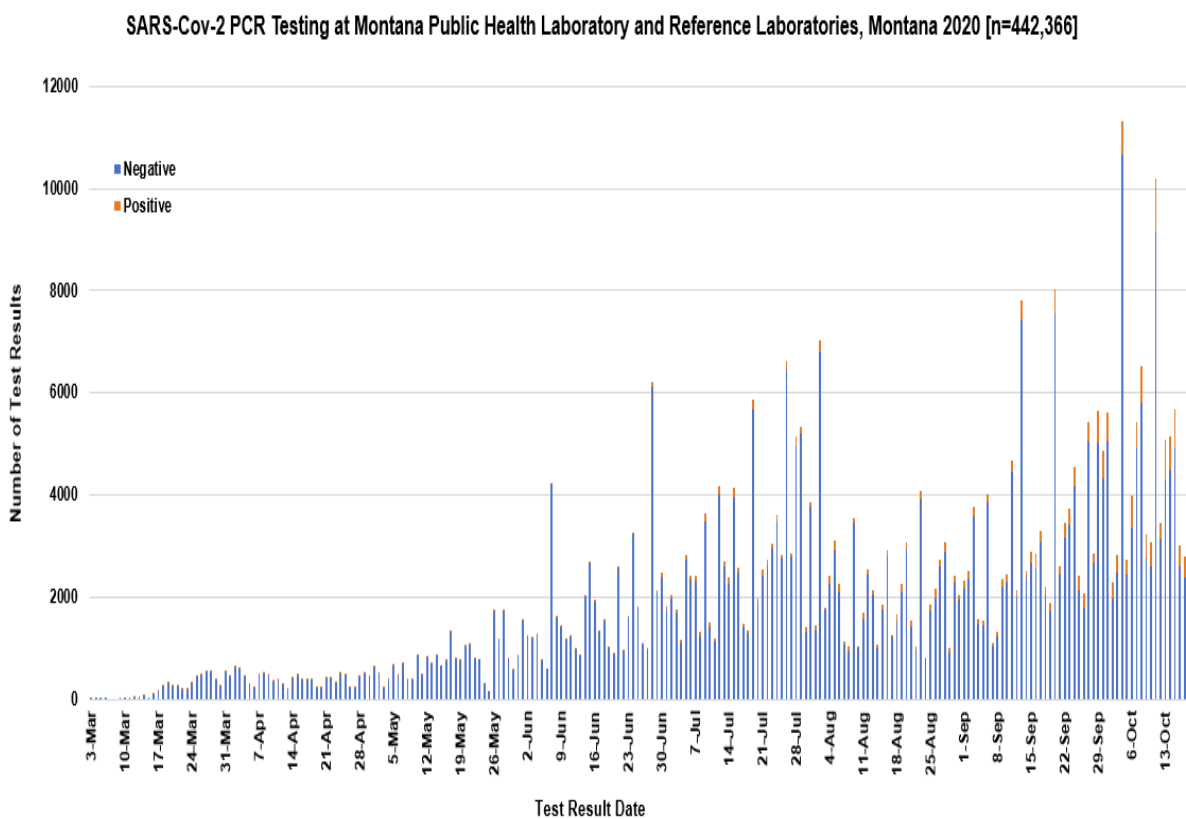
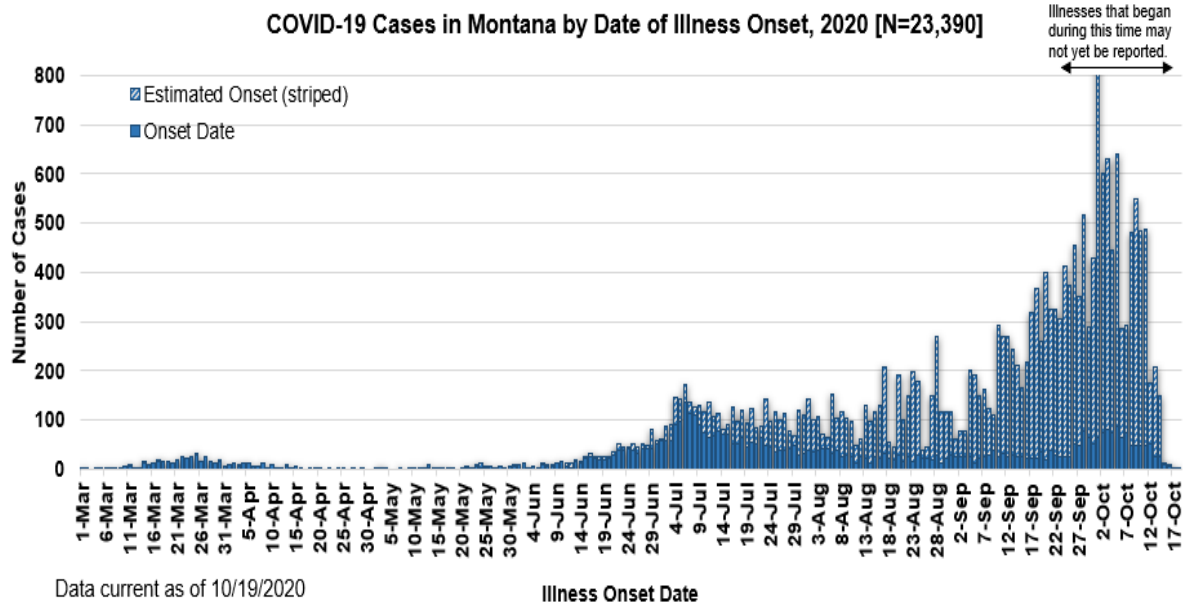
*\* Tables and charts are updated by 10 am every morning.*



County of Residence	Number of Cases	Number of Deaths	Community Transmission*
Beaverhead	233	1	Yes
Big Horn	1,129	33	Yes
Blaine	228	2	
Broadwater	39		
Carbon	200		
Carter	32		
Cascade	1,465	6	Yes
Chouteau	56		
Custer	188	2	Yes
Daniels	16		
Dawson	162	1	
Deer Lodge	335		
Fallon	32		
Fergus	166	2	
Flathead	2,535	23	Yes
Gallatin	2,283	5	Yes
Garfield	19		
Glacier	779	2	Yes
Golden Valley	10		
Granite	52		
Hill	553	10	
Jefferson	134		
Judith Basin	15		
Lake	451	1	
Lewis and Clark	636	3	Yes

County of Residence	Number of Cases	Number of Deaths	Community Transmission*
Liberty	28		
Lincoln	245	3	Yes
Madison	139	1	Yes
McCone	48		
Meagher	51	2	Yes
Mineral	14		
Missoula	1,643	7	Yes
Musselshell	72	1	
Park	187		
Petroleum	3		
Phillips	143		
Pondera	133	1	
Powder River	47	3	
Powell	43		
Prairie	29		
Ravalli	342	4	Yes
Richland	224	2	
Roosevelt	779	14	
Rosebud	731	20	Yes
Sanders	88	1	
Sheridan	46		
Silver Bow	462		Yes
Stillwater	141	3	
Sweet Grass	61	2	
Teton	74		Yes
Toole	301	6	
Treasure	11		
Valley	280	2	
Wheatland	61	1	
Wibaux	37		
Yellowstone	5,179	77	Yes
Total	23,390	241	

\* Community transmission - a community has identified cases who are unable to be linked with other known cases or travel. This status has been determined after consultation between state and local health departments.



[View your county's test positivity rate at the Center for Medicare and Medicaid Services' \(CMS\) webpage.](#)

Hospitalization Status	Number of Cases (percent of total)
Ever hospitalized	1,020 (4%)
Not Hospitalized	22,370 (96%)
Total	23,390

Age Group	Number of Cases (percent of total)
-----------	------------------------------------

<b>Age Group</b>	<b>Number of Cases (percent of total)</b>
0-9 years	1025 (4%)
10-19 years	2,677 (11%)
20-29 years	4,897 (21%)
30-39 years	3,765 (16%)
40-49 years	3,094 (13%)
50-59 years	3,017 (13%)
60-69 years	2,489 (11%)
70-79 years	1,496 (6%)
80-89 years	697 (3%)
90-99 years	219 (1%)
100+	14 (<1%)
<b>Total</b>	<b>23,390</b>

<b>Sex</b>	<b>Number of Cases (percent of total)</b>
Female	12,073 (51%)
Male	11,317 (49%)
<b>Total</b>	<b>23,390</b>

<b>Race and Ethnicity</b>	<b>Number of Cases (percent of total)</b>
White	9,706 (41%)
American Indian, Alaska Native, Native Hawaiian, and Pacific Islander	3,101 (13%)
Asian	58 (<1%)
Black or African American	96 (<1%)
Other Race	457 (2%)
Undetermined/Under investigation	9,972 (42%)
<b>Total</b>	<b>23,390</b>

Race and Ethnicity	Number of Cases (percent of total)
<b>Ethnicity:</b>	
Hispanic/Latino	502 (2%)
Not Hispanic/Latino	10,959 (47%)
Undetermined/Under investigation	11,929 (51%)
Total	23,390

Current Status of Cases	Number of Cases (percent of total)
Hospitalized	339 (1.5%)
Deceased	241 (1%)
Recovering	9,272 (40%)
Recovered and released from isolation	13,538 (58%)
Total number of cases	23,390

**Location (at time of testing) of individuals diagnosed but not residing or counted in Montana:**

County	Number of Cases (percent of total)
Beaverhead	3 (1%)
Big Horn	1 (<1%)
Carbon	3 (1%)
Cascade	20 (9%)
Custer	4 (2%)
Dawson	3 (1%)
Deer Lodge	1 (<1%)
Fallon	1 (<1%)
Fergus	2 (1%)
Flathead	46 (19%)
Gallatin	49 (20%)
Glacier	1 (<1%)
Granite	1 (<1%)
Lake	10 (4%)
Lewis and Clark	6 (2%)
Lincoln	3 (1%)
Madison	27 (11%)
Meagher	1 (<1%)
Missoula	17 (7%)
Park	10 (3%)

County	Number of Cases (percent of total)
Powell	1 (<1%)
Ravalli	8 (3%)
Silver Bow	5 (2%)
Stillwater	2 (1%)
Sweet Grass	3 (1%)
Toole	2 (1%)
Yellowstone	20 (9%)
Total	250

Cases reported in the tables above include **13** residents of other states who were tested, isolated and/or hospitalized in Montana during the early phases of the pandemic. As COVID-19 is now widespread across the United States, data no longer include out-of-state residents who test positive in Montana in order to align with Council of State and Territorial Epidemiologists guidelines that classify cases by the individual's usual state of residence. This is standard practice for all communicable diseases to ensure accurate case reporting for Montana and the US. Additional individuals were diagnosed in Montana but are not included due to residency and/or the transient nature of their visit to the state: data for these individuals are reflected in the table immediately above.



## Communicable Disease Epidemiology

### Staff Listing



To submit a question or comment to the Communicable Disease Epidemiology Program, please click on the suggestion box to access our online form.

 [Diseases A-Z](#)

 [Disease Reporting](#)

 [Data and Reports](#)

 [Contact Us](#)

Other Program Areas

 [Tuberculosis \(TB\)](#)

 [Healthcare Associated Infections \(HAI\)](#)

 [Sexually Transmitted Diseases \(HIV/STD\)](#)

 [Antimicrobial Resistance](#)



*The DPHHS CDEpi Section mission is to create, maintain, support, and strengthen routine surveillance and detection systems and epidemiological investigation processes, as well as to expand these systems and processes in response to incidents of public health significance.*

**Nondiscrimination Notice/Policy**

**Notice of Use of Protected Health Information**

**Disclaimer**

**Contact Webmaster**

**Language Assistance Available**

**Español | Deutsch | 繁體中文 | 日本語 | Tagalog | Français | Русский | 한국어 | العربية | ไทย | Norsk |  
Tiếng Việt | український | Pennsilfaanisch Deitsch | Italiano**