


Coronavirus Disease 2019 (COVID-19)



**Current Montana
COVID-19 Epi
Profile**



**COVID-19 in
Montana
Schools**



**COVID-19 in Long
Term Care and
Assisted Living**



**Hospital Occupancy
and Capacity in
Montana**

[Archive of Montana COVID-19 Epi Profiles](#)



Demographic Information for Confirmed Cases

Data for the following tables are updated daily

COVID-19 Cases in Montana

Total Number of Cases

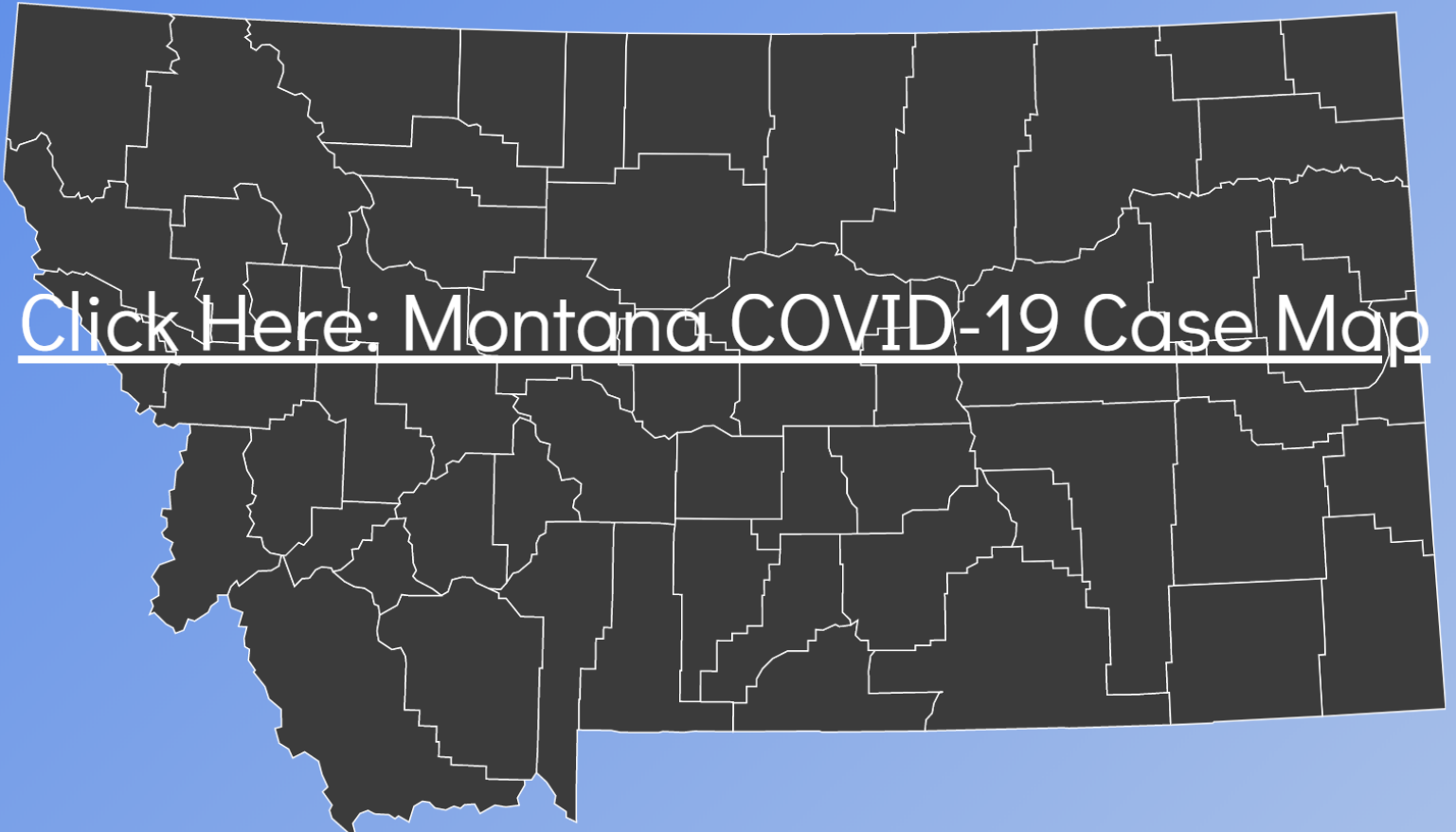
25,640

- Number of Deaths

278

** Tables and charts are updated by 10 am every morning.*

[Click Here: Montana COVID-19 Case Map](#)



Number of congregate settings with COVID-19 cases by type in Montana (n=364)

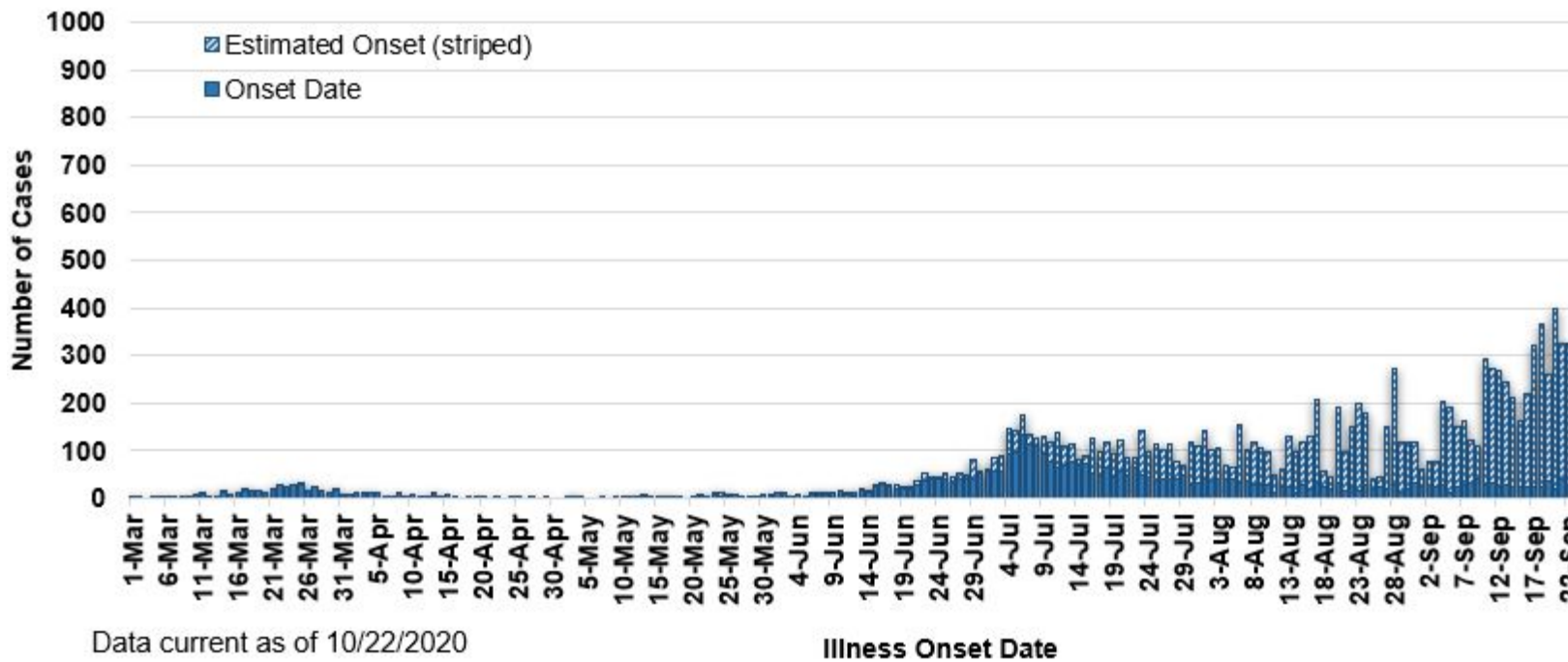


County of Residence	Number of Cases	Number of Deaths	Community Transmission*
Beaverhead	247	1	Yes
Big Horn	1,225	34	Yes
Blaine	256	2	
Broadwater	52		
Carbon	216		
Carter	46		
Cascade	1,627	6	Yes
Chouteau	79		
Custer	233	3	Yes
Daniels	27	1	
Dawson	185	3	
Deer Lodge	365	1	
Fallon	47		
Fergus	172	2	
Flathead	2,823	23	Yes
Gallatin	2,500	6	Yes
Garfield	29		
Glacier	827	10	Yes
Golden Valley	12		
Granite	56		
Hill	644	16	
Jefferson	140		
Judith Basin	15		
Lake	485	1	
Lewis and Clark	740	5	Yes
Liberty	28		
Lincoln	267	3	Yes
Madison	152	1	Yes
McCone	58		
Meagher	57	3	Yes
Mineral	15		
Missoula	1,846	8	Yes
Musselshell	81	1	
Park	206		

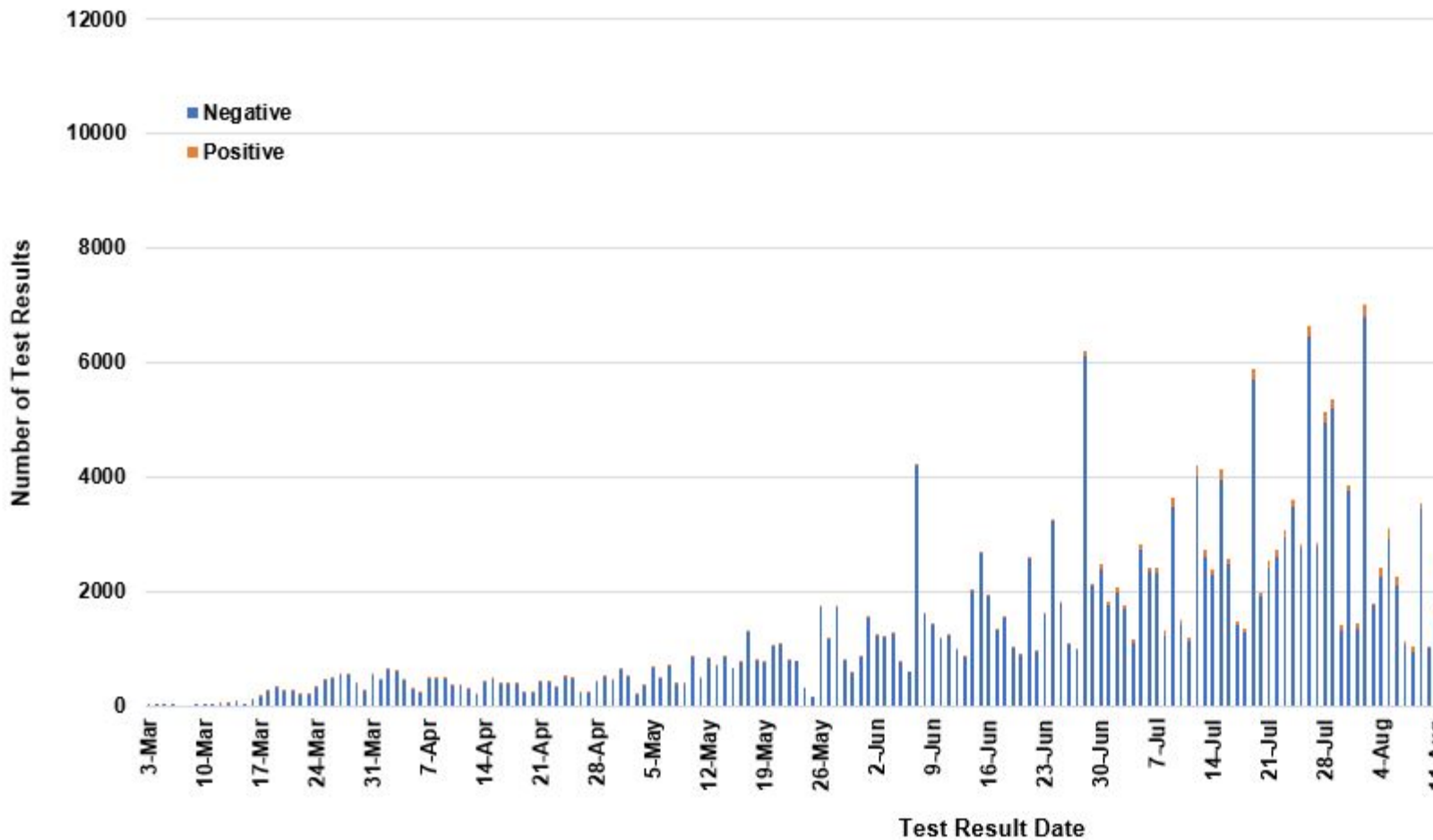
County of Residence	Number of Cases	Number of Deaths	Community Transmission*
Petroleum	3		
Phillips	157		
Pondera	140	1	
Powder River	47	5	
Powell	89		
Prairie	31		
Ravalli	376	4	Yes
Richland	240	2	
Roosevelt	871	17	
Rosebud	739	20	Yes
Sanders	89	2	
Sheridan	54		
Silver Bow	483		Yes
Stillwater	165	3	
Sweet Grass	63	2	
Teton	75		Yes
Toole	305	6	
Treasure	11		
Valley	288	2	
Wheatland	60	2	
Wibaux	39		
Yellowstone	5,557	82	Yes
Total	25,640	278	

* Community transmission - a community has identified cases who are unable to be linked with other known cases or travel. This status has been determined after consultation between state and local health departments.

COVID-19 Cases in Montana by Date of Illness Onset, 2020 [N=25,640]



SARS-Cov-2 PCR Testing at Montana Public Health Laboratory and Reference Laboratories



View your county's test positivity rate at the [Center for Medicare and Medicaid Services' \(CMS\) webpage](#).

Hospitalization Status	Number of Cases (percent of total)
Ever hospitalized	1,091 (4%)
Not Hospitalized	24,549 (96%)
Total	25,640

Age Group	Number of Cases (percent of total)
0-9 years	1,102 (4%)
10-19 years	2,904 (11%)
20-29 years	5,289 (21%)
30-39 years	4,124 (16%)
40-49 years	3,408 (13%)
50-59 years	3,342 (13%)
60-69 years	2,790 (11%)
70-79 years	1,649 (6%)
80-89 years	770 (3%)
90-99 years	244 (1%)
100+	18 (<1%)
Total	25,640

Sex	Number of Cases (percent of total)
Female	13,235 (52%)

Sex	Number of Cases (percent of total)
Male	12,405 (48%)
Total	25,640

Race and Ethnicity	Number of Cases (percent of total)
White	10,485 (41%)
American Indian, Alaska Native, Native Hawaiian, and Pacific Islander	3,320 (13%)
Asian	64 (<1%)
Black or African American	102 (<1%)
Other Race	563 (2%)
Undetermined/Under investigation	11,106 (43%)
Total	25,640
Ethnicity:	
Hispanic/Latino	515 (2%)
Not Hispanic/Latino	11,761 (47%)
Undetermined/Under investigation	13,364 (51%)
Total	25,640

Current Status of Cases	Number of Cases (percent of total)
Hospitalized	353 (1.4%)
Deceased	278 (1%)
Recovering	8,743 (35%)
Recovered and released from isolation	16,266 (63%)
Total number of cases	25,640

Location (at time of testing) of individuals diagnosed but not residing or counted in Montana:

County	Number of Cases (percent of total)
Beaverhead	3 (1%)
Big Horn	1 (<1%)
Carbon	3 (1%)
Cascade	20 (9%)
Custer	4 (2%)
Dawson	3 (1%)
Deer Lodge	1 (<1%)
Fallon	1 (<1%)
Fergus	2 (1%)
Flathead	46 (19%)
Gallatin	49 (20%)
Glacier	1 (<1%)
Granite	1 (<1%)
Lake	10 (4%)
Lewis and Clark	6 (2%)
Lincoln	3 (1%)
Madison	27 (11%)
Meagher	1 (<1%)
Missoula	17 (7%)
Park	10 (3%)
Powell	1 (<1%)
Ravalli	8 (3%)
Silver Bow	5 (2%)
Stillwater	2 (1%)
Sweet Grass	3 (1%)
Toole	2 (1%)
Yellowstone	20 (9%)
Total	250

Cases reported in the tables above include **13** residents of other states who were tested, isolated and/or hospitalized in Montana during the early phases of the pandemic. As COVID-19 is now widespread across the United States, data no longer include out-of-state residents who test positive in Montana in order to align with Council of State and Territorial Epidemiologists guidelines that classify cases by the individual's usual state of residence. This is standard practice for all communicable diseases to ensure accurate case reporting for Montana and the US. Additional individuals were diagnosed in Montana but are not included due to residency and/or the transient nature of their visit to the state: data for these individuals are reflected in the table immediately above.