

Coronavirus Disease 2019 (COVID-19)



**Current Montana  
COVID-19 Epi  
Profile**



**COVID-19 in  
Montana  
Schools**



**COVID-19 in Long  
Term Care and  
Assisted Living**



**Hospital Occupancy  
and Capacity in  
Montana**

[Archive of Montana COVID-19 Epi Profiles](#)

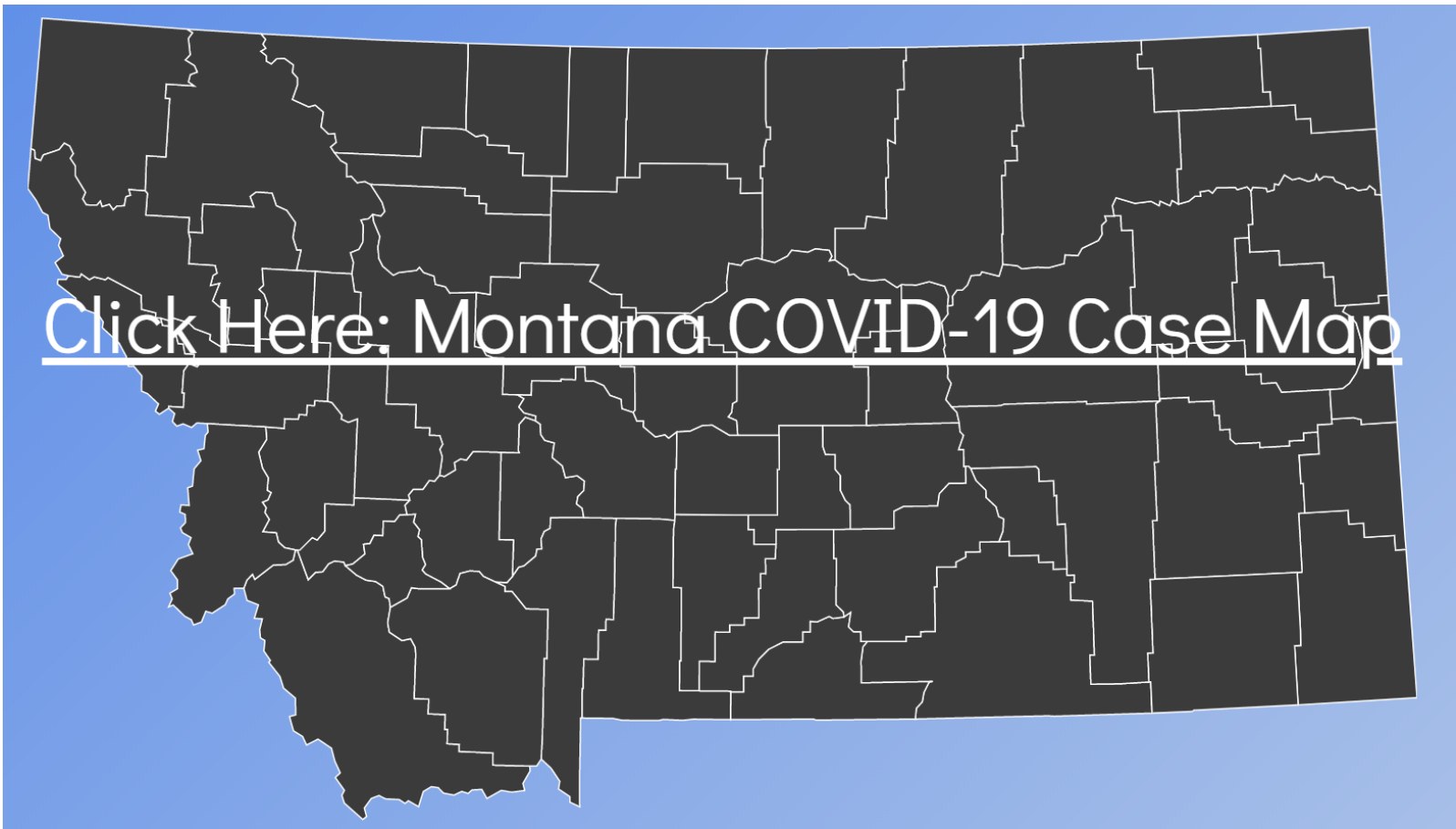


Demographic Information for Confirmed Cases

Data for the following tables are updated daily

COVID-19 Cases in Montana	
Total Number of Cases	26,503
- Number of Deaths	282

*\* Tables and charts are updated by 10 am every morning.*



[Click Here: Montana COVID-19 Case Map](#)

### Number of congregate settings with COVID-19 cases by type in Montana (n=364)

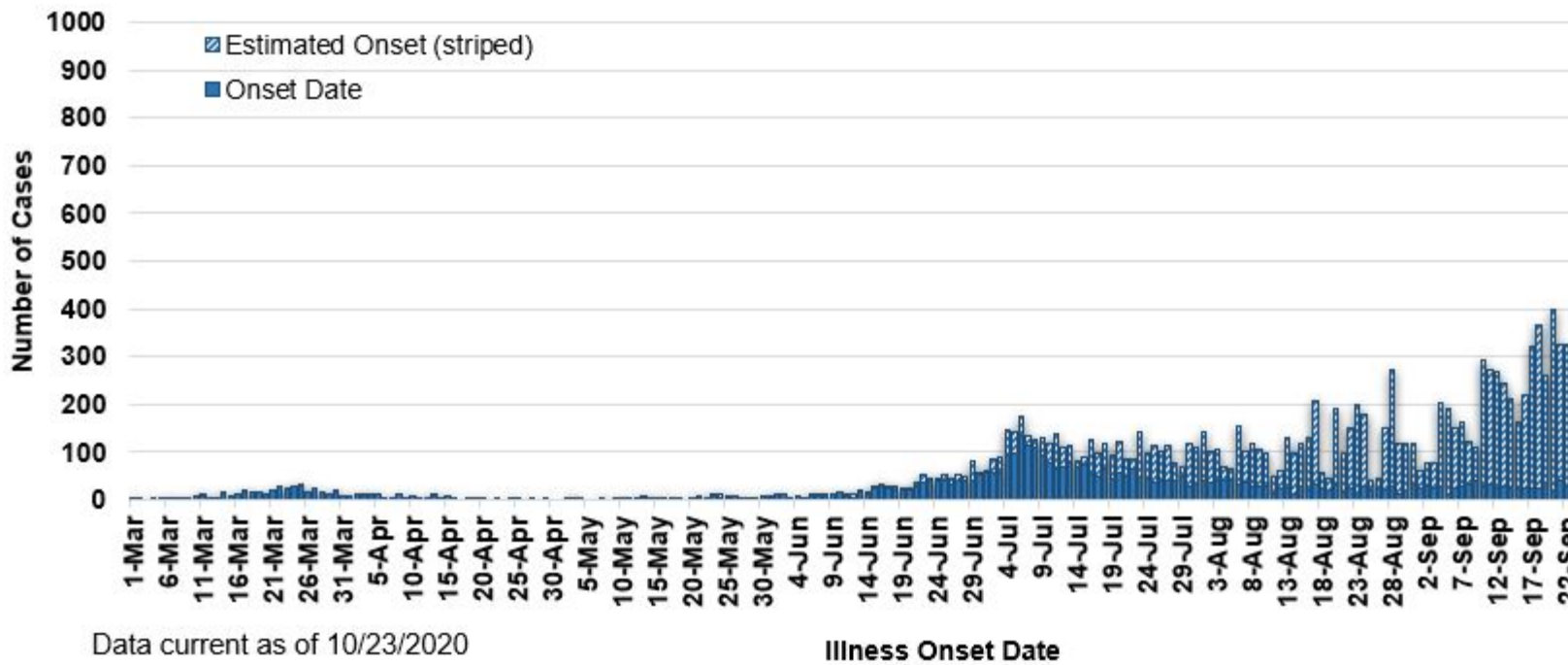


County of Residence	Number of Cases	Number of Deaths	Community Transmission*
Beaverhead	252	1	Yes
Big Horn	1,225	34	Yes
Blaine	266	2	
Broadwater	58		
Carbon	220		
Carter	46		
Cascade	1,688	6	Yes
Chouteau	84		
Custer	245	3	Yes
Daniels	26	1	
Dawson	196	3	
Deer Lodge	386	1	
Fallon	47		
Fergus	192	2	
Flathead	2,885	23	Yes
Gallatin	2,618	6	Yes
Garfield	29		
Glacier	841	10	Yes
Golden Valley	12		
Granite	56		
Hill	673	16	
Jefferson	141		
Judith Basin	16		
Lake	492	2	
Lewis and Clark	777	5	Yes
Liberty	28		
Lincoln	272	3	Yes
Madison	154	1	Yes
McCone	59		
Meagher	61	3	Yes
Mineral	15		
Missoula	1,935	9	Yes
Musselshell	88	1	
Park	214		

County of Residence	Number of Cases	Number of Deaths	Community Transmission*
Petroleum	3		
Phillips	159		
Pondera	141	1	
Powder River	54	5	
Powell	89		
Prairie	32		
Ravalli	391	4	Yes
Richland	247	2	
Roosevelt	875	17	
Rosebud	742	21	Yes
Sanders	89	2	
Sheridan	61		
Silver Bow	514		Yes
Stillwater	187	3	
Sweet Grass	69	2	
Teton	81		Yes
Toole	306	6	
Treasure	17		
Valley	310	2	
Wheatland	60	2	
Wibaux	39		
Yellowstone	5,740	83	Yes
Total	26,503	282	

\* Community transmission - a community has identified cases who are unable to be linked with other known cases or travel. This status has been determined after consultation between state and local health departments.

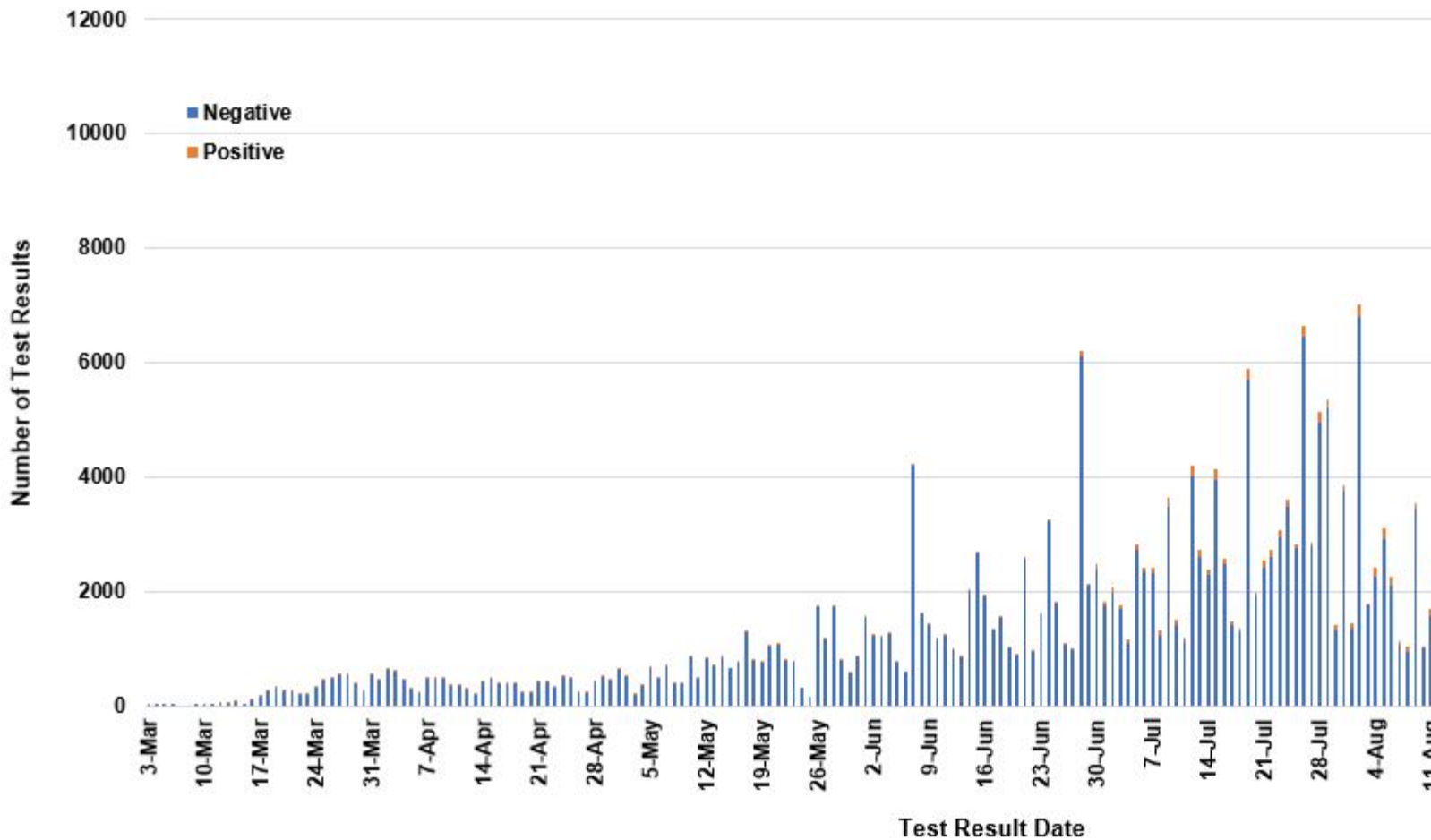
**COVID-19 Cases in Montana by Date of Illness Onset, 2020 [N=26,503]**



Data current as of 10/23/2020

Illness Onset Date

# SARS-Cov-2 PCR Testing at Montana Public Health Laboratory and Reference Laboratories



View your county's test positivity rate at the [Center for Medicare and Medicaid Services' \(CMS\) webpage](#).

Hospitalization Status	Number of Cases (percent of total)
Ever hospitalized	1,170 (4%)
Not Hospitalized	25,333 (96%)
Total	26,503

Age Group	Number of Cases (percent of total)
0-9 years	1,148 (4%)
10-19 years	3,001 (11%)
20-29 years	5,452 (21%)
30-39 years	4,263 (16%)
40-49 years	3,514 (13%)
50-59 years	3,457 (13%)
60-69 years	2,883 (11%)
70-79 years	1,714 (6%)
80-89 years	796 (3%)
90-99 years	257 (1%)
100+	18 (<1%)
Total	26,503

Sex	Number of Cases (percent of total)
Female	13,680 (52%)

Sex	Number of Cases (percent of total)
Male	12,823 (48%)
Total	26,503

Race and Ethnicity	Number of Cases (percent of total)
White	10,815 (41%)
American Indian, Alaska Native, Native Hawaiian, and Pacific Islander	3,359 (13%)
Asian	64 (<1%)
Black or African American	104 (<1%)
Other Race	603 (2%)
Undetermined/Under investigation	11,556 (44%)
Total	26,503
<b>Ethnicity:</b>	
Hispanic/Latino	522 (2%)
Not Hispanic/Latino	12,081 (46%)
Undetermined/Under investigation	13,900 (52%)
Total	26,503

Current Status of Cases	Number of Cases (percent of total)
Hospitalized	352 (1.4%)
Deceased	282 (1%)
Recovering	9,258 (35%)
Recovered and released from isolation	16,611 (63%)
Total number of cases	26,503

**Location (at time of testing) of individuals diagnosed but not residing or counted in Montana:**

County	Number of Cases (percent of total)
Beaverhead	3 (1%)
Big Horn	1 (<1%)
Carbon	3 (1%)
Cascade	20 (9%)
Custer	4 (2%)
Dawson	3 (1%)
Deer Lodge	1 (<1%)
Fallon	1 (<1%)
Fergus	2 (1%)
Flathead	46 (19%)
Gallatin	49 (20%)
Glacier	1 (<1%)
Granite	1 (<1%)
Lake	10 (4%)
Lewis and Clark	6 (2%)
Lincoln	3 (1%)
Madison	27 (11%)
Meagher	1 (<1%)
Missoula	17 (7%)
Park	10 (3%)
Powell	1 (<1%)
Ravalli	8 (3%)
Silver Bow	5 (2%)
Stillwater	2 (1%)
Sweet Grass	3 (1%)
Toole	2 (1%)
Yellowstone	20 (9%)
Total	250

Cases reported in the tables above include **13** residents of other states who were tested, isolated and/or hospitalized in Montana during the early phases of the pandemic. As COVID-19 is now widespread across the United States, data no longer include out-of-state residents who test positive in Montana in order to align with Council of State and Territorial Epidemiologists guidelines that classify cases by the individual's usual state of residence. This is standard practice for all communicable diseases to ensure accurate case reporting for Montana and the US. Additional individuals were diagnosed in Montana but are not included due to residency and/or the transient nature of their visit to the state: data for these individuals are reflected in the table immediately above.