

Coronavirus Disease 2019 (COVID-19)



**Current Montana
COVID-19 Epi
Profile**



**COVID-19 in
Montana
Schools**



**COVID-19 in Long
Term Care and
Assisted Living**



**Hospital Occupancy
and Capacity in
Montana**

[Archive of Montana COVID-19 Epi Profiles](#)

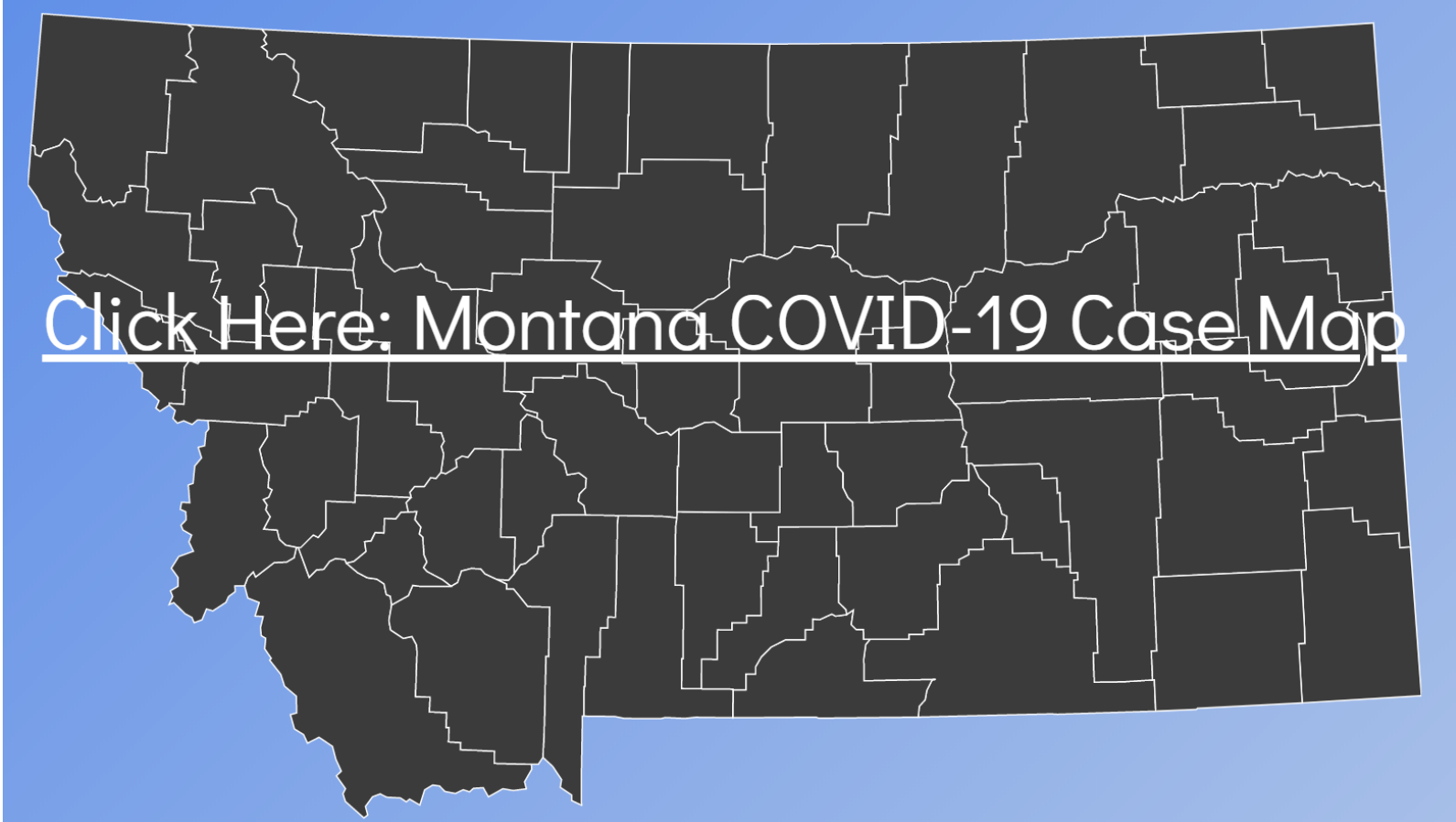


Demographic Information for Confirmed Cases

Data for the following tables are updated daily

COVID-19 Cases in Montana	
Total Number of Cases	27,142
- Number of Deaths	294

** Tables and charts are updated by 10 am every morning.*



[Click Here: Montana COVID-19 Case Map](#)

Number of congregate settings with COVID-19 cases by type in Montana (n=364)

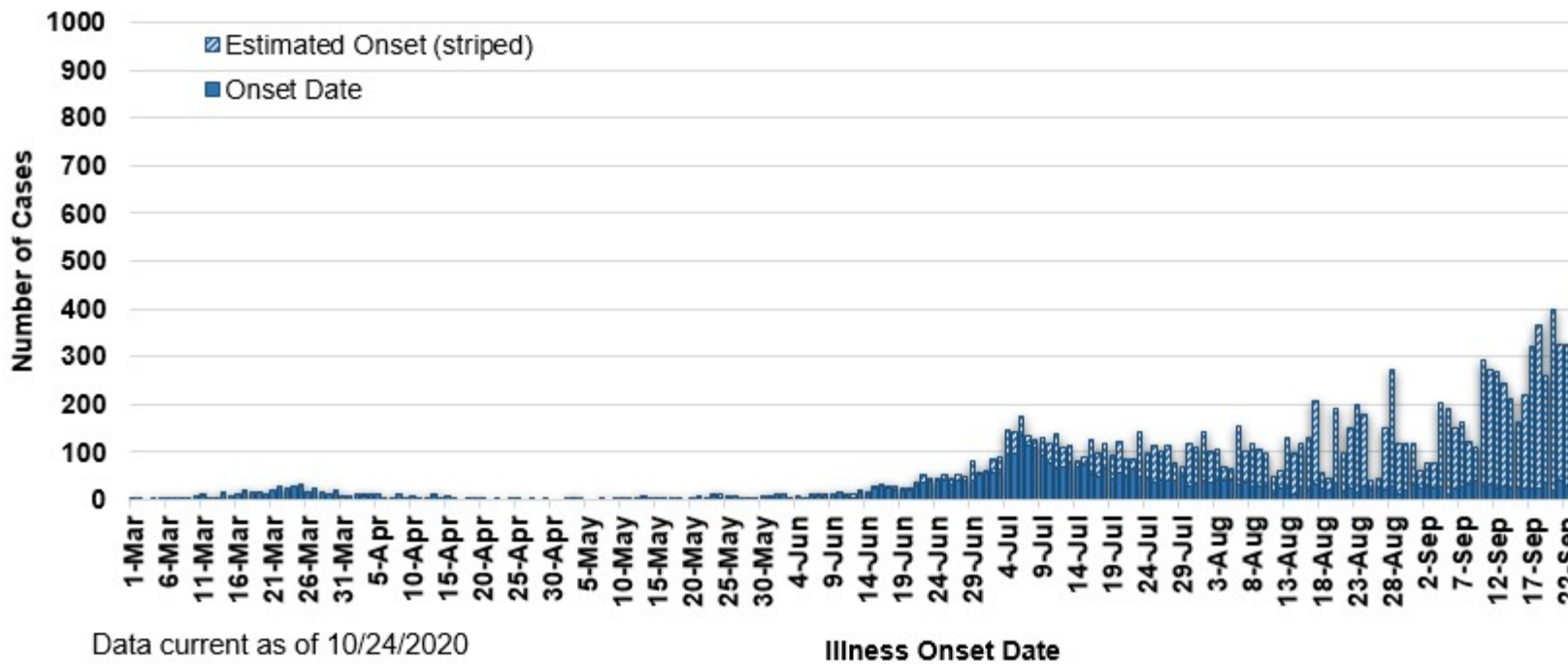


County of Residence	Number of Cases	Number of Deaths	Community Transmission*
Beaverhead	263	1	Yes
Big Horn	1,331	34	Yes
Blaine	271	2	
Broadwater	62		
Carbon	228		
Carter	53		
Cascade	1,706	6	Yes
Chouteau	84		
Custer	252	3	Yes
Daniels	267	1	
Dawson	210	3	
Deer Lodge	394	1	
Fallon	47		
Fergus	194	2	
Flathead	2,952	26	Yes
Gallatin	2,726	6	Yes
Garfield	31		
Glacier	847	10	Yes
Golden Valley	13		
Granite	59		
Hill	685	19	
Jefferson	141		
Judith Basin	16		
Lake	495	2	
Lewis and Clark	810	5	Yes
Liberty	28		
Lincoln	279	3	Yes
Madison	157	1	Yes
McCone	61		
Meagher	65	3	Yes
Mineral	15		
Missoula	1,957	9	Yes
Musselshell	92	1	
Park	220		

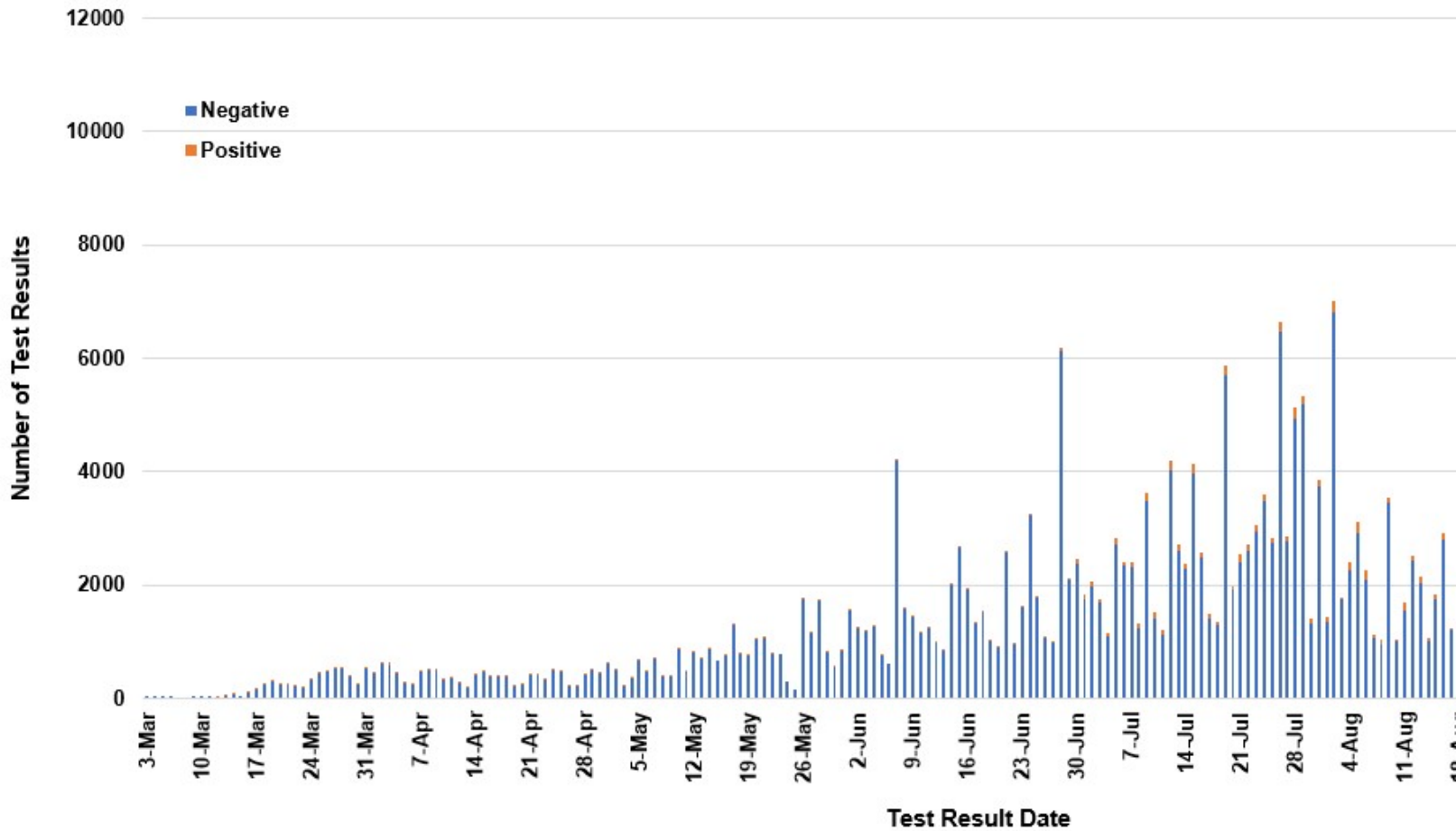
County of Residence	Number of Cases	Number of Deaths	Community Transmission*
Petroleum	3		
Phillips	159		
Pondera	146	1	
Powder River	54	5	
Powell	89		
Prairie	32		
Ravalli	412	4	Yes
Richland	243	5	
Roosevelt	897	19	
Rosebud	743	21	Yes
Sanders	89	2	
Sheridan	63		
Silver Bow	534		Yes
Stillwater	201	3	
Sweet Grass	71	2	
Teton	84		Yes
Toole	307	6	
Treasure	18		
Valley	320	2	
Wheatland	61	2	
Wibaux	40		
Yellowstone	5,805	83	Yes
Total	27,142	294	

* Community transmission - a community has identified cases who are unable to be linked with other known cases or travel. This status has been determined after consultation between state and local health departments.

COVID-19 Cases in Montana by Date of Illness Onset, 2020 [N=27,142]



SARS-Cov-2 PCR Testing at Montana Public Health Laboratory and Reference Laboratories, M



View your county's test positivity rate at the [Center for Medicare and Medicaid Services' \(CMS\) webpage](#).

Hospitalization Status	Number of Cases (percent of total)
Ever hospitalized	1,180 (4%)
Not Hospitalized	25,962 (96%)
Total	27,142

Age Group	Number of Cases (percent of total)
0-9 years	1,175 (4%)
10-19 years	3,082 (11%)
20-29 years	5,594 (21%)
30-39 years	4,361 (16%)
40-49 years	3,580 (13%)
50-59 years	3,534 (13%)
60-69 years	2,962 (11%)
70-79 years	1,751 (6%)
80-89 years	818 (3%)
90-99 years	266 (1%)
100+	19 (<1%)
Total	27,142

Sex	Number of Cases (percent of total)
Female	14,022 (52%)

Sex	Number of Cases (percent of total)
Male	13,120 (48%)
Total	27,142

Race and Ethnicity	Number of Cases (percent of total)
White	11,044 (41%)
American Indian, Alaska Native, Native Hawaiian, and Pacific Islander	3,406 (13%)
Asian	64 (<1%)
Black or African American	105 (<1%)
Other Race	632 (2%)
Undetermined/Under investigation	11,891 (44%)
Total	27,142
Ethnicity:	
Hispanic/Latino	531 (2%)
Not Hispanic/Latino	12,284 (46%)
Undetermined/Under investigation	14,327 (52%)
Total	27,142

Current Status of Cases	Number of Cases (percent of total)
Hospitalized	348 (1.4%)
Deceased	294 (1%)
Recovering	9,064 (35%)
Recovered and released from isolation	17,436 (63%)
Total number of cases	27,142

Location (at time of testing) of individuals diagnosed but not residing or counted in Montana:

County	Number of Cases (percent of total)
Beaverhead	3 (1%)
Big Horn	1 (<1%)
Carbon	3 (1%)
Cascade	20 (9%)
Custer	4 (2%)
Dawson	3 (1%)
Deer Lodge	1 (<1%)
Fallon	1 (<1%)
Fergus	2 (1%)
Flathead	46 (19%)
Gallatin	49 (20%)
Glacier	1 (<1%)
Granite	1 (<1%)
Lake	10 (4%)
Lewis and Clark	6 (2%)
Lincoln	3 (1%)
Madison	27 (11%)
Meagher	1 (<1%)
Missoula	17 (7%)
Park	10 (3%)
Powell	1 (<1%)
Ravalli	8 (3%)
Silver Bow	5 (2%)
Stillwater	2 (1%)
Sweet Grass	3 (1%)
Toole	2 (1%)
Yellowstone	20 (9%)
Total	250

*Cases reported in the tables above include **13** residents of other states who were tested, isolated and/or hospitalized in Montana during the early phases of the pandemic. As COVID-19 is now widespread across the United States, data no longer include out-of-state residents who test positive in Montana in order to align with Council of State and Territorial Epidemiologists guidelines that classify cases by the individual's usual state of residence. This is standard practice for all communicable diseases to ensure accurate case reporting for Montana and the US. Additional individuals were diagnosed in Montana but are not included due to residency and/or the transient nature of their visit to the state: data for these individuals are reflected in the table immediately above.*