



Coronavirus Disease 2019 (COVID-19)



**Current Montana
COVID-19 Epi
Profile**



**COVID-19 in
Montana
Schools**



**COVID-19 in Long
Term Care and
Assisted Living**



**Hospital Occupancy
and Capacity in
Montana**

[Archive of Montana COVID-19 Epi Profiles](#)



Demographic Information for Confirmed Cases

Data for the following tables are updated daily

COVID-19 Cases in Montana

Total Number of Cases

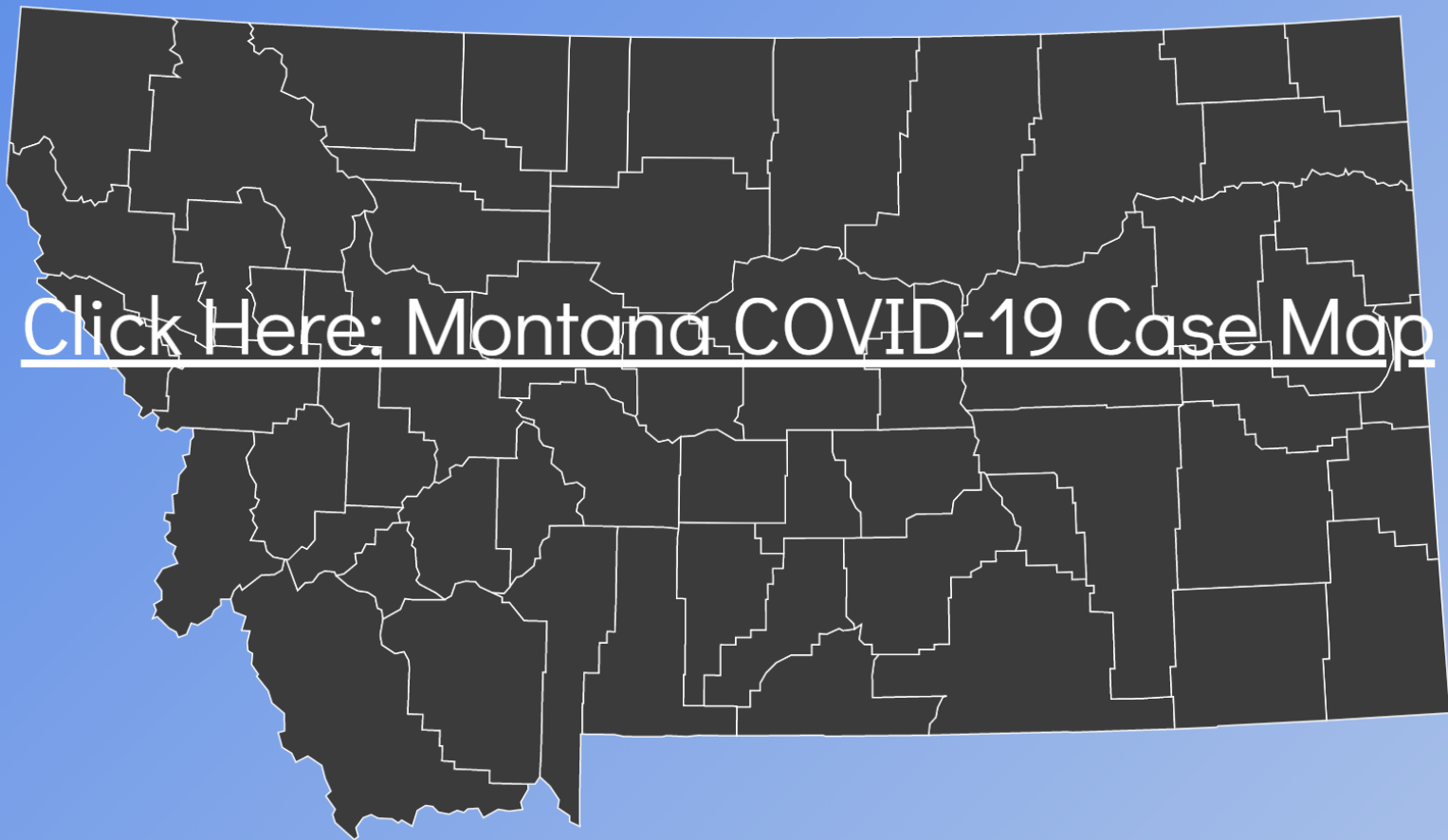
27,880

- Number of Deaths

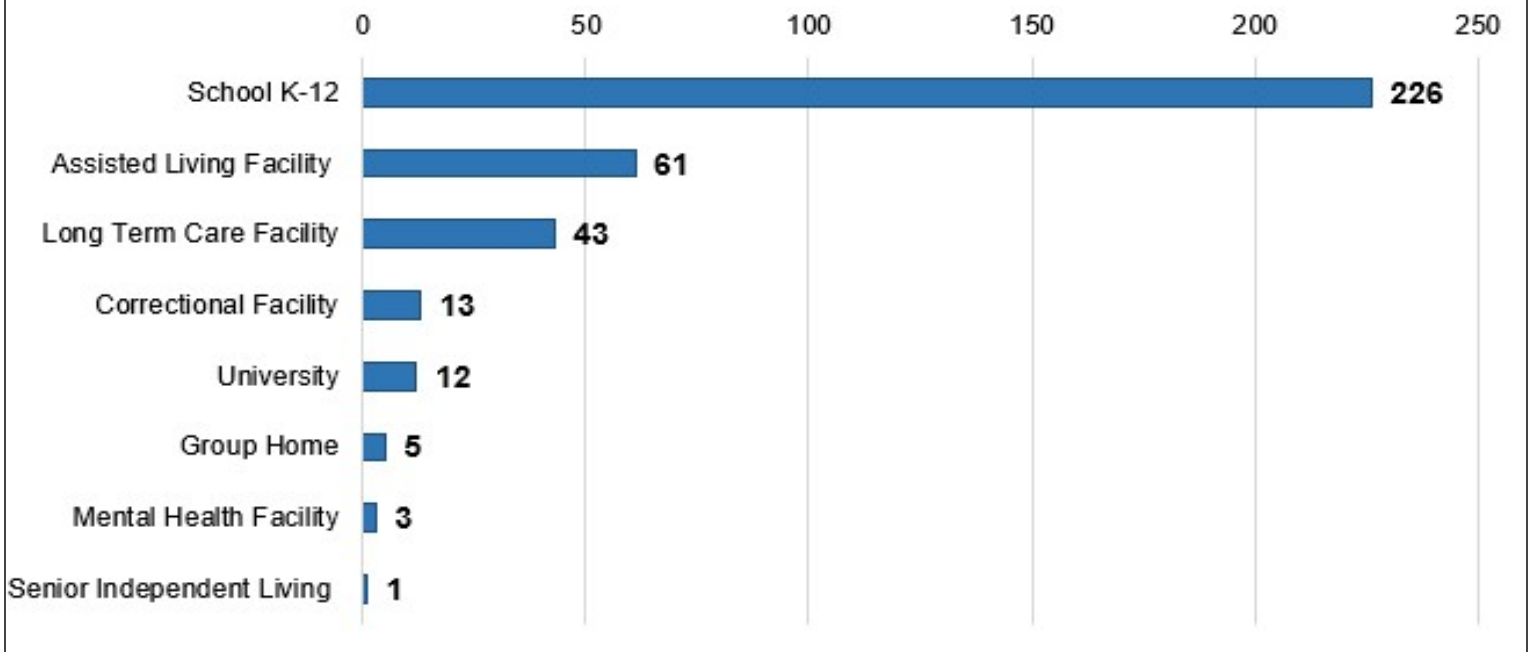
297

** Tables and charts are updated by 10 am every morning.*

[Click Here: Montana COVID-19 Case Map](#)



Number of congregate settings with COVID-19 cases by type in Montana (n=364)

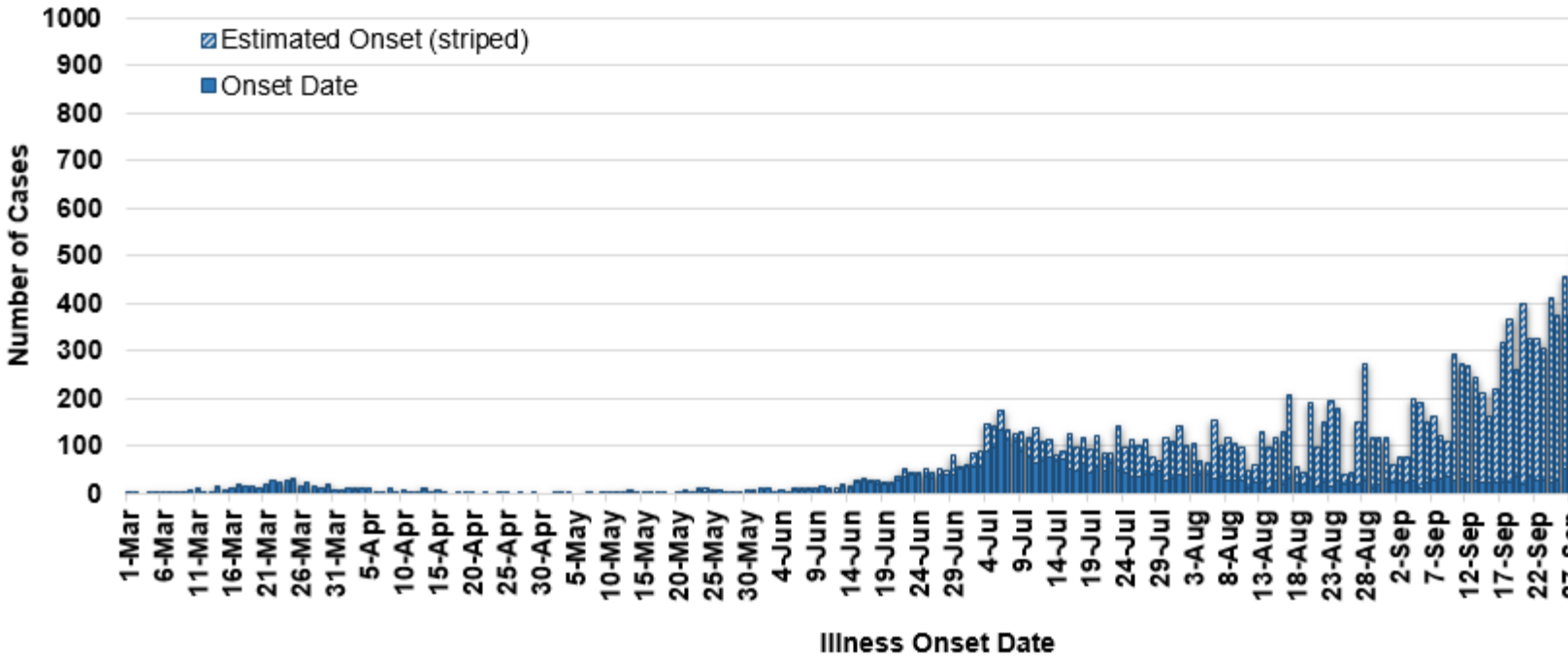


County of Residence	Number of Cases	Number of Deaths	Community Transmission*
Beaverhead	263	1	Yes
Big Horn	1,331	34	Yes
Blaine	283	3	
Broadwater	67		
Carbon	232		
Carter	53		
Cascade	1,708	6	Yes
Chouteau	96		
Custer	274	3	Yes
Daniels	27	1	
Dawson	211	3	
Deer Lodge	408	1	
Fallon	59		
Fergus	205	2	
Flathead	3,014	26	Yes
Gallatin	2,839	6	Yes
Garfield	34		
Glacier	857	10	Yes
Golden Valley	15		
Granite	59		
Hill	716	19	
Jefferson	150		
Judith Basin	16		
Lake	521	2	
Lewis and Clark	832	5	Yes
Liberty	28		
Lincoln	293	3	Yes
Madison	163	1	Yes
McCone	61		
Meagher	66	3	Yes
Mineral	15		
Missoula	2,046	9	Yes
Musselshell	92	1	
Park	236		

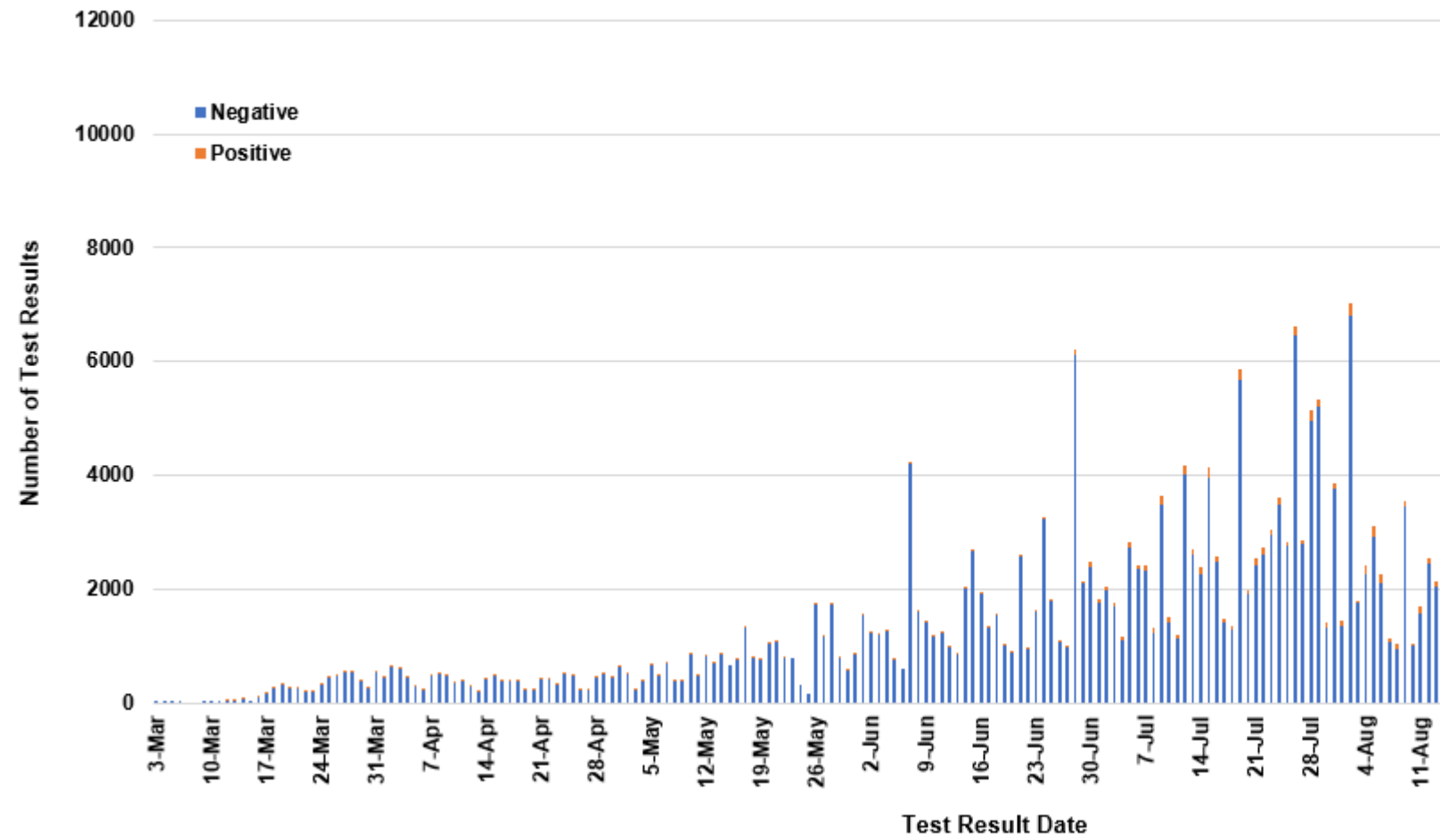
County of Residence	Number of Cases	Number of Deaths	Community Transmission*
Petroleum	3		
Phillips	162		
Pondera	146	1	
Powder River	54	5	
Powell	98		
Prairie	32		
Ravalli	425	4	Yes
Richland	265	5	
Roosevelt	898	19	
Rosebud	749	21	Yes
Sanders	96	2	
Sheridan	63		
Silver Bow	551		Yes
Stillwater	201	3	
Sweet Grass	74	2	
Teton	86		Yes
Toole	309	6	
Treasure	18	1	
Valley	326	2	
Wheatland	62	2	
Wibaux	40		
Yellowstone	5,952	85	Yes
Total	27,880	297	

* Community transmission - a community has identified cases who are unable to be linked with other known cases or travel. This status has been determined after consultation between state and local health departments.

COVID-19 Cases in Montana by Date of Illness Onset, 2020 [N=27,880]



SARS-Cov-2 PCR Testing at Montana Public Health Laboratory and Reference Laboratories



View your county's test positivity rate at the [Center for Medicare and Medicaid Services' \(CMS\) webpage](#).

Hospitalization Status	Number of Cases (percent of total)
Ever hospitalized	1,229 (5%)
Not Hospitalized	26,551 (95%)
Total	27,880

Age Group	Number of Cases (percent of total)
0-9 years	1,205 (4%)
10-19 years	3,190 (11%)
20-29 years	5,748 (21%)
30-39 years	4,488 (16%)
40-49 years	3,658 (13%)
50-59 years	3,619 (13%)
60-69 years	3,030 (11%)
70-79 years	1,814 (6%)
80-89 years	833 (3%)
90-99 years	275 (1%)
100+	20 (<1%)
Total	27,880

Sex	Number of Cases (percent of total)
Female	14,410 (52%)
Male	13,469 (48%)
Total	27,880

Race and Ethnicity	Number of Cases (percent of total)
White	11,352 (41%)
American Indian, Alaska Native, Native Hawaiian, and Pacific Islander	3,465 (12%)
Asian	66 (<1%)
Black or African American	108 (<1%)
Other Race	751 (2%)
Undetermined/Under investigation	12,138 (44%)
Total	27,880
Ethnicity:	
Hispanic/Latino	550 (2%)
Not Hispanic/Latino	12,598 (45%)
Undetermined/Under investigation	14,732 (53%)
Total	27,880

Current Status of Cases	Number of Cases (percent of total)
Hospitalized	357 (1%)
Deceased	297 (1%)
Recovering	9,394 (34%)
Recovered and released from isolation	17,832 (64%)
Total number of cases	27,880

Location (at time of testing) of individuals diagnosed but not residing or counted in Montana:

County	Number of Cases (percent of total)
Beaverhead	3 (1%)
Big Horn	1 (<1%)
Carbon	3 (1%)

County	Number of Cases (percent of total)
Cascade	20 (9%)
Custer	4 (2%)
Dawson	3 (1%)
Deer Lodge	1 (<1%)
Fallon	1 (<1%)
Fergus	2 (1%)
Flathead	46 (19%)
Gallatin	49 (20%)
Glacier	1 (<1%)
Granite	1 (<1%)
Lake	10 (4%)
Lewis and Clark	6 (2%)
Lincoln	3 (1%)
Madison	27 (11%)
Meagher	1 (<1%)
Missoula	17 (7%)
Park	10 (3%)
Powell	1 (<1%)
Ravalli	8 (3%)
Silver Bow	5 (2%)
Stillwater	2 (1%)
Sweet Grass	3 (1%)
Toole	2 (1%)
Yellowstone	20 (9%)
Total	250

Cases reported in the tables above include 13 residents of other states who were tested, isolated and/or hospitalized in Montana during the early phases of the pandemic. As COVID-19 is now widespread across the United States, data no longer include out-of-state residents who test positive in Montana in order to align with Council of State and Territorial Epidemiologists guidelines that classify cases by the individual's usual state of residence. This is standard practice for all communicable diseases to ensure accurate case reporting for Montana and the US. Additional individuals were diagnosed in Montana but are not included due to residency and/or the transient nature of their visit to the state: data for these individuals are reflected in the table immediately above.