

Coronavirus Disease 2019 (COVID-19)



**Current Montana
COVID-19 Epi
Profile**



**COVID-19 in
Montana
Schools**



**COVID-19 in Long
Term Care and
Assisted Living**



**Hospital Occupancy
and Capacity in
Montana**

[Archive of Montana COVID-19 Epi Profiles](#)

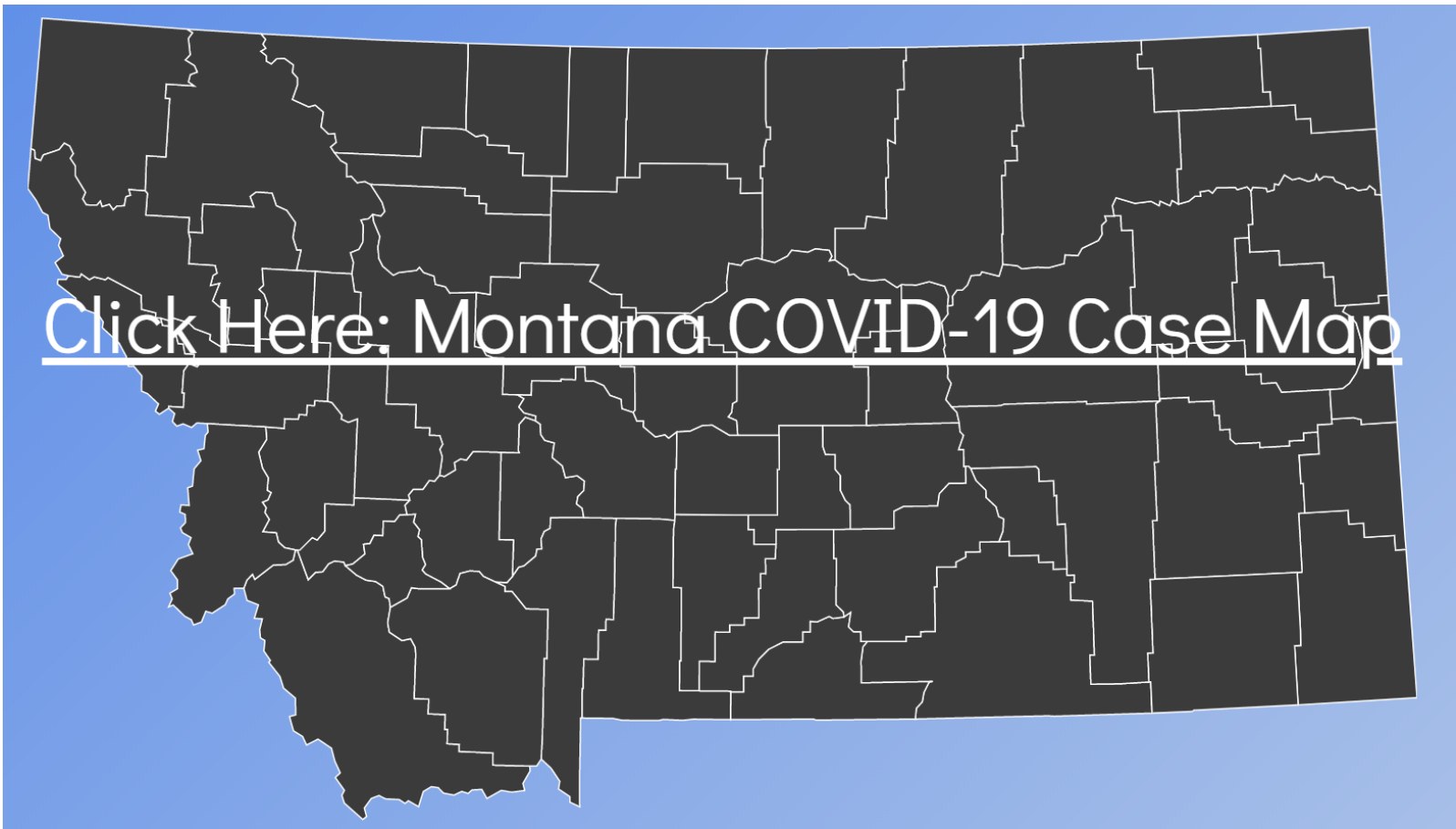


Demographic Information for Confirmed Cases

Data for the following tables are updated daily

COVID-19 Cases in Montana	
Total Number of Cases	28,501
- Number of Deaths	303

** Tables and charts are updated by 10 am every morning.*



[Click Here: Montana COVID-19 Case Map](#)

Number of congregate settings with COVID-19 cases by type in Montana (n=364)

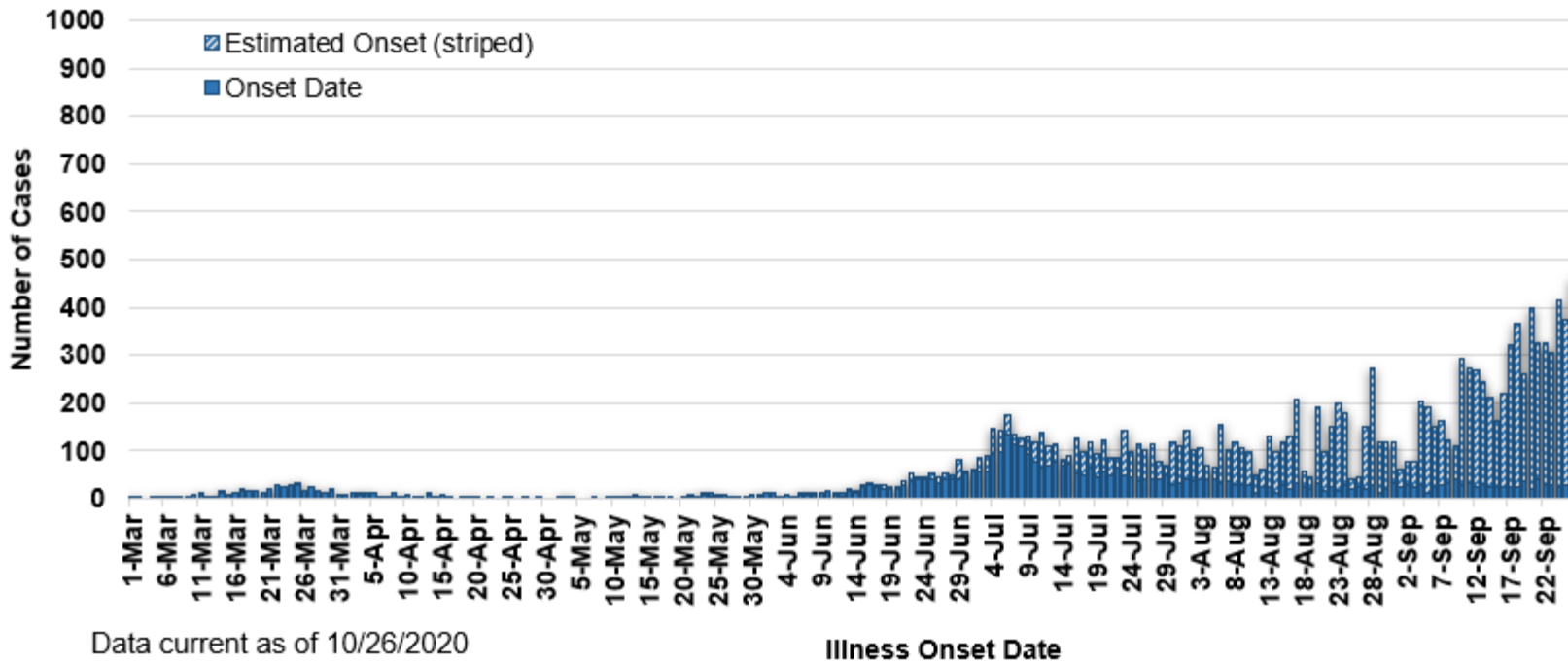


County of Residence	Number of Cases	Number of Deaths	Community Transmission*
Beaverhead	263	1	Yes
Big Horn	1,338	36	Yes
Blaine	293	3	
Broadwater	71		
Carbon	232		
Carter	53		
Cascade	1,732	6	Yes
Chouteau	99		
Custer	277	3	Yes
Daniels	32	1	
Dawson	219	4	
Deer Lodge	423	1	
Fallon	59		
Fergus	207	2	
Flathead	3,084	26	Yes
Gallatin	2,896	6	Yes
Garfield	34		
Glacier	859	10	Yes
Golden Valley	15		
Granite	63		
Hill	737	19	
Jefferson	156		
Judith Basin	14		
Lake	535	2	
Lewis and Clark	860	5	Yes
Liberty	28		
Lincoln	296	3	Yes
Madison	165	1	Yes
McCone	61		
Meagher	69	4	Yes
Mineral	15		
Missoula	2,093	9	Yes
Musselshell	101	1	
Park	245		

County of Residence	Number of Cases	Number of Deaths	Community Transmission*
Petroleum	3		
Phillips	163		
Pondera	146	1	
Powder River	54	5	
Powell	110		
Prairie	32		
Ravalli	425	4	Yes
Richland	304	5	
Roosevelt	903	19	
Rosebud	751	21	Yes
Sanders	96	2	
Sheridan	66		
Silver Bow	556		Yes
Stillwater	201	3	
Sweet Grass	74	2	
Teton	88		Yes
Toole	309	6	
Treasure	22	1	
Valley	331	4	
Wheatland	64	2	
Wibaux	41		
Yellowstone	6,138	85	Yes
Total	28,501	303	

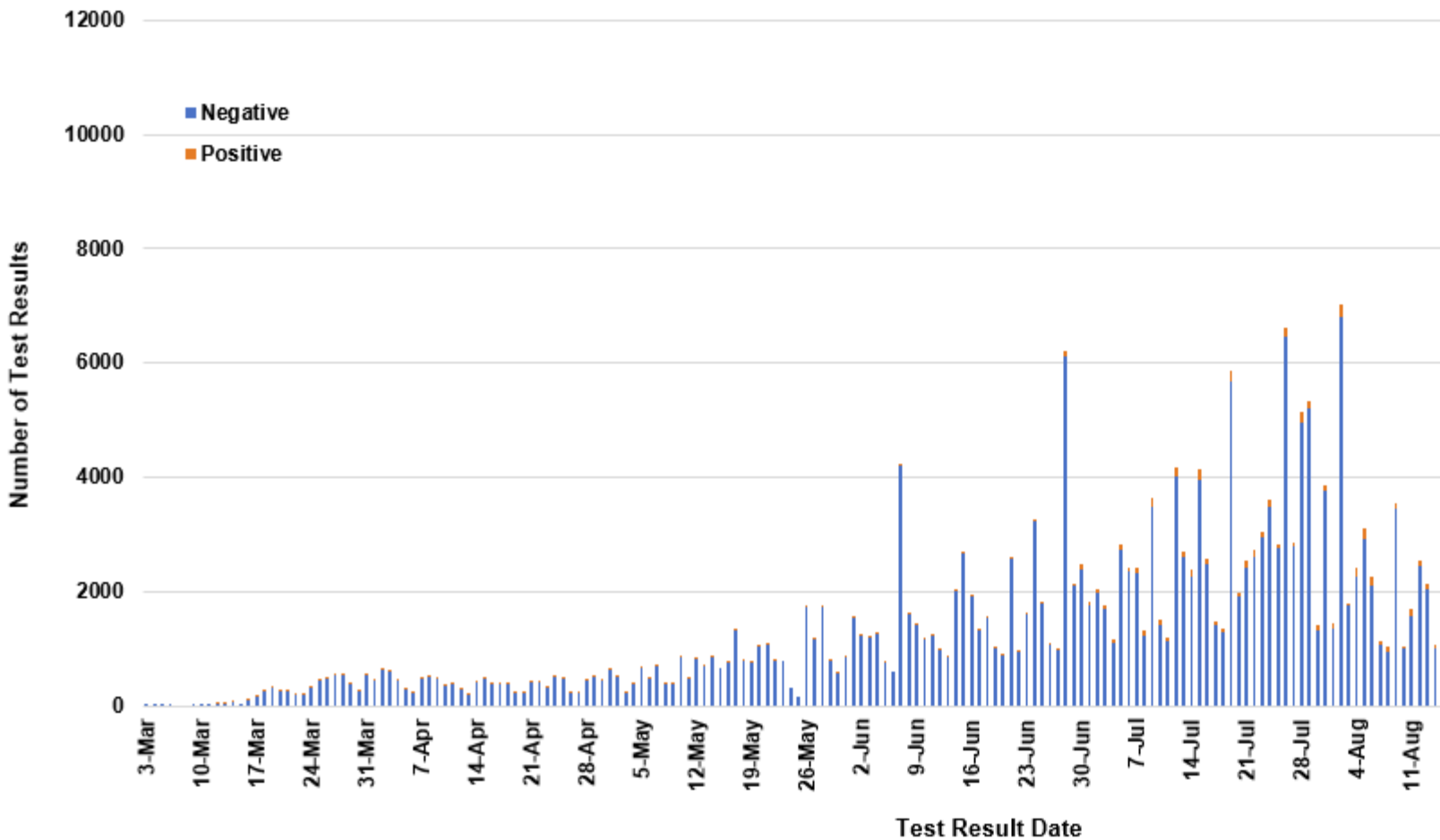
* Community transmission - a community has identified cases who are unable to be linked with other known cases or travel. This status has been determined after consultation between state and local health departments.

COVID-19 Cases in Montana by Date of Illness Onset, 2020 [N=28,501]



Data current as of 10/26/2020

SARS-Cov-2 PCR Testing at Montana Public Health Laboratory and Reference Laboratories



View your county's test positivity rate at the [Center for Medicare and Medicaid Services' \(CMS\) webpage](#).

Hospitalization Status	Number of Cases (percent of total)
Ever hospitalized	1,237 (4%)
Not Hospitalized	27,264 (96%)
Total	28,501

Age Group	Number of Cases (percent of total)
0-9 years	1,228 (4%)
10-19 years	3,258 (11%)
20-29 years	5,848 (21%)
30-39 years	4,594 (16%)
40-49 years	3,765 (13%)
50-59 years	3,704 (13%)
60-69 years	3,095 (11%)
70-79 years	1,849 (6%)
80-89 years	849 (3%)
90-99 years	291 (1%)
100+	20 (<1%)
Total	28,501

Sex	Number of Cases (percent of total)
Female	14,751 (52%)

Sex	Number of Cases (percent of total)
Male	13,750 (48%)
Total	28,501

Race and Ethnicity	Number of Cases (percent of total)
White	11,557 (41%)
American Indian, Alaska Native, Native Hawaiian, and Pacific Islander	3,492 (12%)
Asian	68 (<1%)
Black or African American	105 (<1%)
Other Race	667 (2%)
Undetermined/Under investigation	13,279 (46%)
Total	28,501
Ethnicity:	
Hispanic/Latino	555 (2%)
Not Hispanic/Latino	12,765 (45%)
Undetermined/Under investigation	15,181 (53%)
Total	28,501

Current Status of Cases	Number of Cases (percent of total)
Hospitalized	360 (1%)
Deceased	303 (1%)
Recovering	9,495 (33%)
Recovered and released from isolation	18,343 (65%)
Total number of cases	28,501

Location (at time of testing) of individuals diagnosed but not residing or counted in Montana:

County	Number of Cases (percent of total)
Beaverhead	3 (1%)
Big Horn	1 (<1%)
Carbon	3 (1%)
Cascade	20 (9%)
Custer	4 (2%)
Dawson	3 (1%)
Deer Lodge	1 (<1%)
Fallon	1 (<1%)
Fergus	2 (1%)
Flathead	46 (19%)
Gallatin	49 (20%)
Glacier	1 (<1%)
Granite	1 (<1%)
Lake	10 (4%)
Lewis and Clark	6 (2%)
Lincoln	3 (1%)
Madison	27 (11%)
Meagher	1 (<1%)
Missoula	17 (7%)
Park	10 (3%)
Powell	1 (<1%)
Ravalli	8 (3%)
Silver Bow	5 (2%)
Stillwater	2 (1%)
Sweet Grass	3 (1%)
Toole	2 (1%)
Yellowstone	20 (9%)
Total	250

Cases reported in the tables above include **13** residents of other states who were tested, isolated and/or hospitalized in Montana during the early phases of the pandemic. As COVID-19 is now widespread across the United States, data no longer include out-of-state residents who test positive in Montana in order to align with Council of State and Territorial Epidemiologists guidelines that classify cases by the individual's usual state of residence. This is standard practice for all communicable diseases to ensure accurate case reporting for Montana and the US. Additional individuals were diagnosed in Montana but are not included due to residency and/or the transient nature of their visit to the state: data for these individuals are reflected in the table immediately above.