


Coronavirus Disease 2019 (COVID-19)



**Current Montana
COVID-19 Epi
Profile**



**COVID-19 in
Montana
Schools**



**COVID-19 in Long
Term Care and
Assisted Living**



**Hospital Occupancy
and Capacity in
Montana**

[Archive of Montana COVID-19 Epi Profiles](#)



Demographic Information for Confirmed Cases

Data for the following tables are updated daily

COVID-19 Cases in Montana

Total Number of Cases

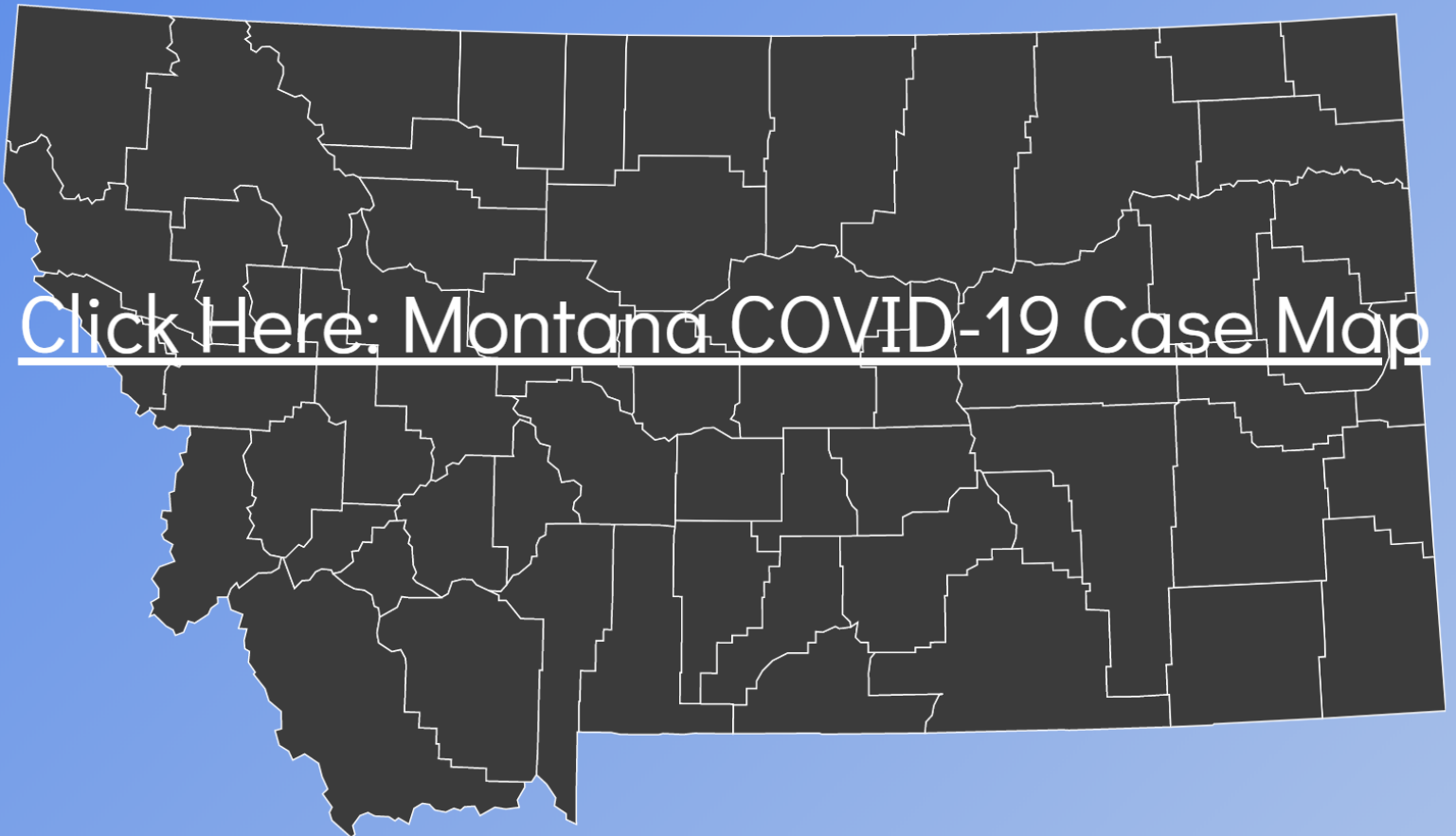
29,346

- Number of Deaths

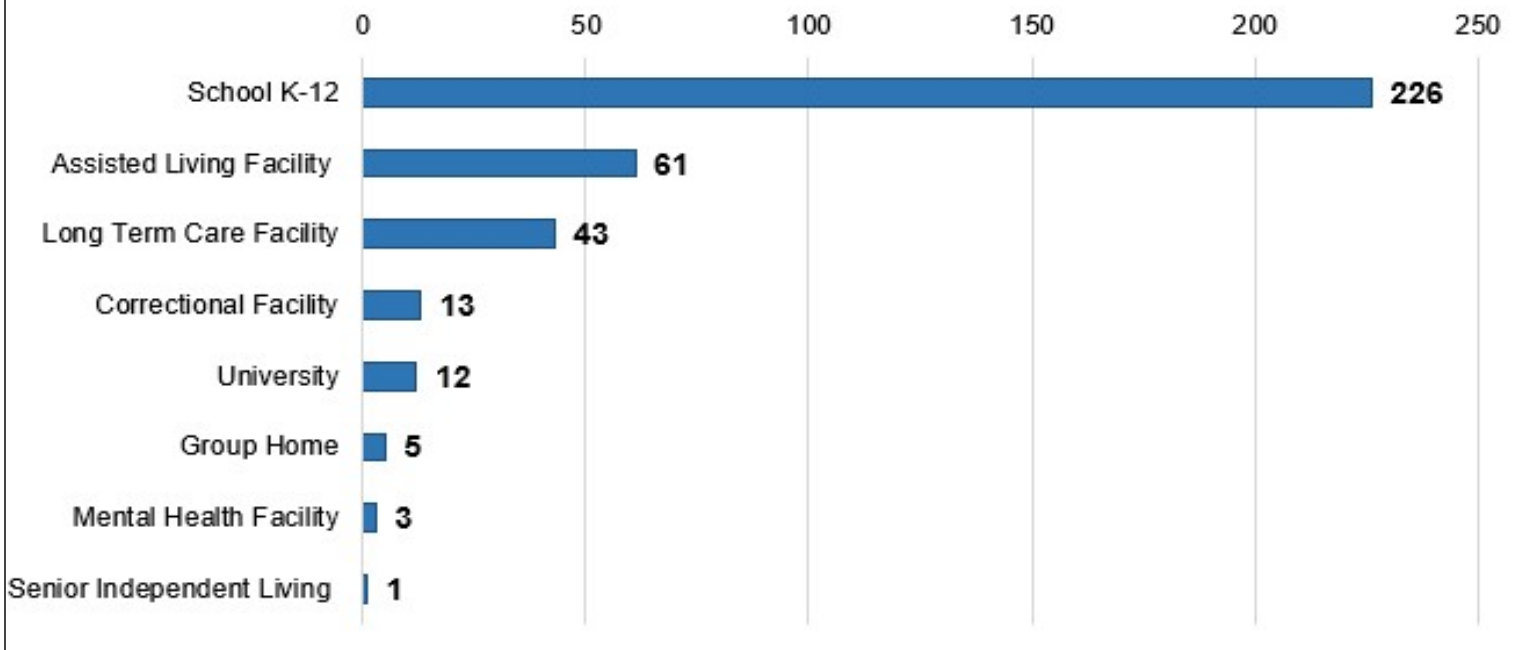
305

** Tables and charts are updated by 10 am every morning.*

[Click Here: Montana COVID-19 Case Map](#)



Number of congregate settings with COVID-19 cases by type in Montana (n=364)

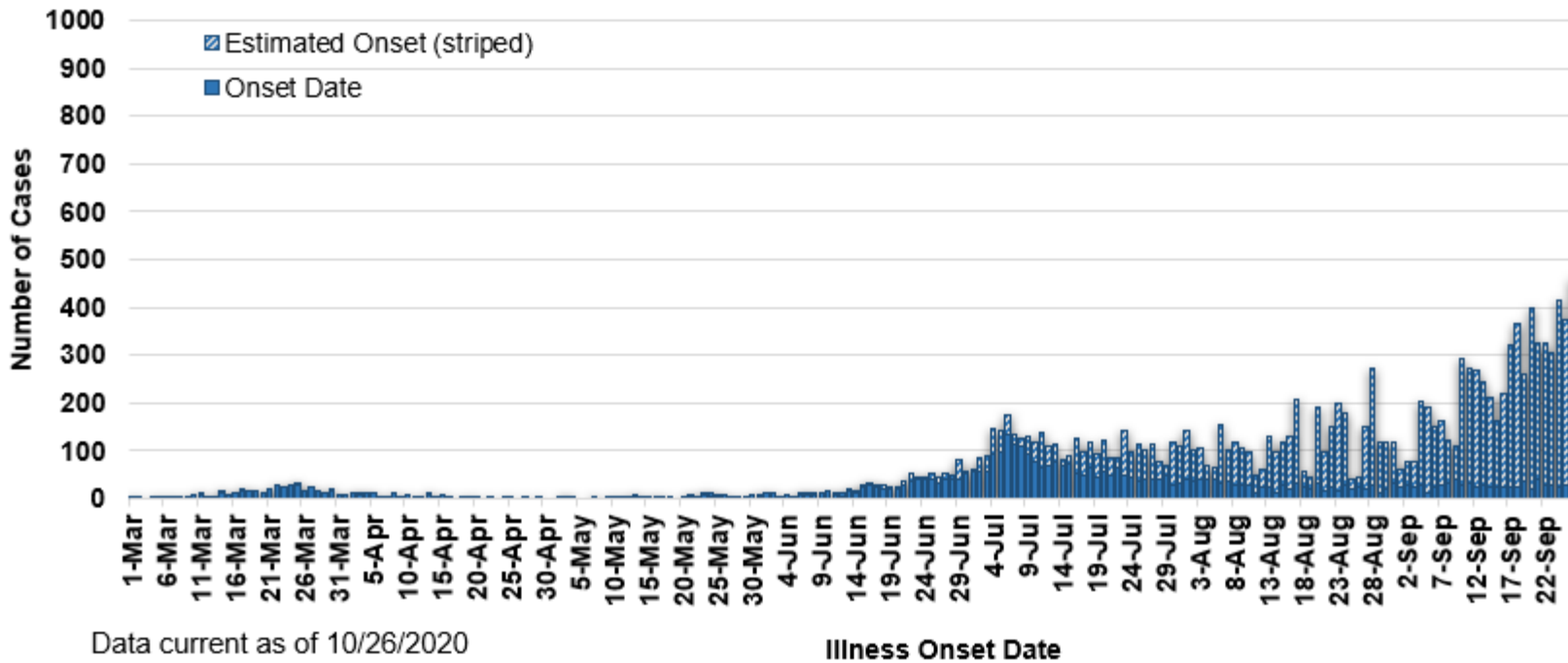


County of Residence	Number of Cases	Number of Deaths	Community Transmission*
Beaverhead	269	1	Yes
Big Horn	1,358	36	Yes
Blaine	300	3	
Broadwater	77		
Carbon	235		
Carter	56		
Cascade	1,821	6	Yes
Chouteau	102		
Custer	296	3	Yes
Daniels	32	1	
Dawson	228	4	
Deer Lodge	429	1	
Fallon	62		
Fergus	210	2	
Flathead	3,176	26	Yes
Gallatin	2,959	6	Yes
Garfield	34		
Glacier	932	10	Yes
Golden Valley	16		
Granite	63		
Hill	779	19	
Jefferson	165		
Judith Basin	14		
Lake	550	2	
Lewis and Clark	940	5	Yes
Liberty	31		
Lincoln	301	3	Yes
Madison	170	1	Yes
McCone	61		
Meagher	76	4	Yes
Mineral	15		
Missoula	2,155	10	Yes
Musselshell	102	1	
Park	246		

County of Residence	Number of Cases	Number of Deaths	Community Transmission*
Petroleum	3		
Phillips	164		
Pondera	160	1	
Powder River	54	5	
Powell	110		
Prairie	32		
Ravalli	450	4	Yes
Richland	323	5	
Roosevelt	931	19	
Rosebud	754	21	Yes
Sanders	97	2	
Sheridan	67		
Silver Bow	569		Yes
Stillwater	208	3	
Sweet Grass	81	2	
Teton	88		Yes
Toole	310	6	
Treasure	22	1	
Valley	341	4	
Wheatland	66	2	
Wibaux	41		
Yellowstone	6,215	85	Yes
Total	29,346	305	

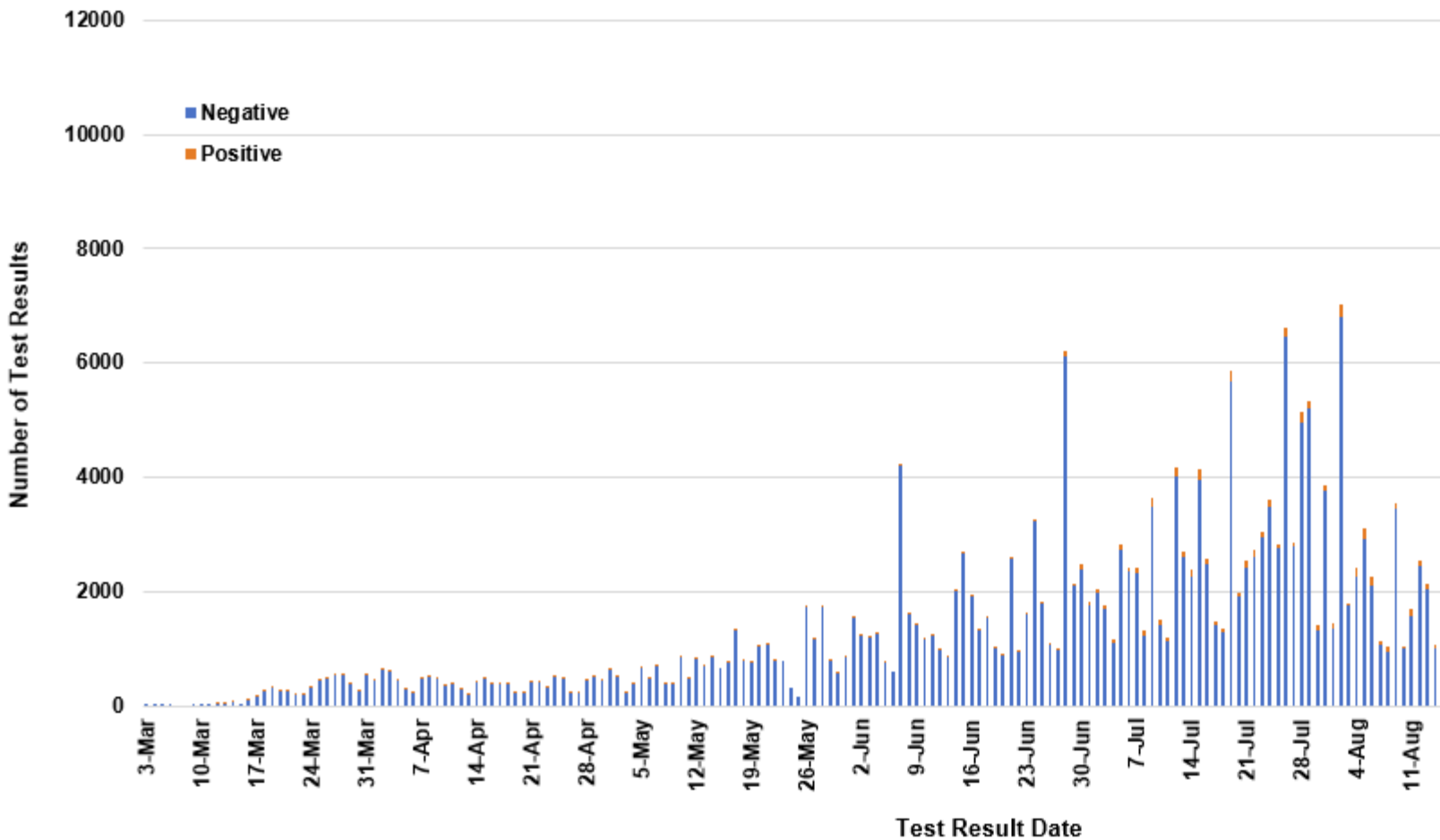
* Community transmission - a community has identified cases who are unable to be linked with other known cases or travel. This status has been determined after consultation between state and local health departments.

COVID-19 Cases in Montana by Date of Illness Onset, 2020 [N=28,501]



Data current as of 10/26/2020

SARS-Cov-2 PCR Testing at Montana Public Health Laboratory and Reference Laboratories



View your county's test positivity rate at the [Center for Medicare and Medicaid Services' \(CMS\) webpage](#).

Hospitalization Status	Number of Cases (percent of total)
Ever hospitalized	1,245 (4%)
Not Hospitalized	28,101 (96%)
Total	29,346

Age Group	Number of Cases (percent of total)
0-9 years	1,269 (4%)
10-19 years	3,360 (11%)
20-29 years	6,013 (21%)
30-39 years	4,747 (16%)
40-49 years	3,877 (13%)
50-59 years	3,806 (13%)
60-69 years	3,172 (11%)
70-79 years	1,902 (6%)
80-89 years	877 (3%)
90-99 years	303 (1%)
100+	20 (<1%)
Total	29,346

Sex	Number of Cases (percent of total)
Female	15,191 (52%)

Sex	Number of Cases (percent of total)
Male	14,155 (48%)
Total	29,346

Race and Ethnicity	Number of Cases (percent of total)
White	11,557 (41%)
American Indian, Alaska Native, Native Hawaiian, and Pacific Islander	3,490 (12%)
Asian	68 (<1%)
Black or African American	108 (<1%)
Other Race	675 (2%)
Undetermined/Under investigation	13,448 (46%)
Total	29,346
Ethnicity:	
Hispanic/Latino	555 (2%)
Not Hispanic/Latino	12,815 (45%)
Undetermined/Under investigation	15,976 (53%)
Total	29,346

Current Status of Cases	Number of Cases (percent of total)
Hospitalized	350 (1%)
Deceased	305 (1%)
Recovering	9,710 (33%)
Recovered and released from isolation	18,981 (65%)
Total number of cases	29,346

Location (at time of testing) of individuals diagnosed but not residing or counted in Montana:

County	Number of Cases (percent of total)
Beaverhead	3 (1%)
Big Horn	1 (<1%)
Carbon	3 (1%)
Cascade	20 (9%)
Custer	4 (2%)
Dawson	3 (1%)
Deer Lodge	1 (<1%)
Fallon	1 (<1%)
Fergus	2 (1%)
Flathead	46 (19%)
Gallatin	49 (20%)
Glacier	1 (<1%)
Granite	1 (<1%)
Lake	10 (4%)
Lewis and Clark	6 (2%)
Lincoln	3 (1%)
Madison	27 (11%)
Meagher	1 (<1%)
Missoula	17 (7%)
Park	10 (3%)
Powell	1 (<1%)
Ravalli	8 (3%)
Silver Bow	5 (2%)
Stillwater	2 (1%)
Sweet Grass	3 (1%)
Toole	2 (1%)
Yellowstone	20 (9%)
Total	250

Cases reported in the tables above include **13** residents of other states who were tested, isolated and/or hospitalized in Montana during the early phases of the pandemic. As COVID-19 is now widespread across the United States, data no longer include out-of-state residents who test positive in Montana in order to align with Council of State and Territorial Epidemiologists guidelines that classify cases by the individual's usual state of residence. This is standard practice for all communicable diseases to ensure accurate case reporting for Montana and the US. Additional individuals were diagnosed in Montana but are not included due to residency and/or the transient nature of their visit to the state: data for these individuals are reflected in the table immediately above.