

Coronavirus Disease 2019 (COVID-19)



**Current Montana
COVID-19 Epi
Profile**



**COVID-19 in
Montana
Schools**



**COVID-19 in Long
Term Care and
Assisted Living**



**Hospital Occupancy
and Capacity in
Montana**

[Archive of Montana COVID-19 Epi Profiles](#)



Demographic Information for Confirmed Cases

Data for the following tables are updated daily

COVID-19 Cases in Montana

Total Number of Cases

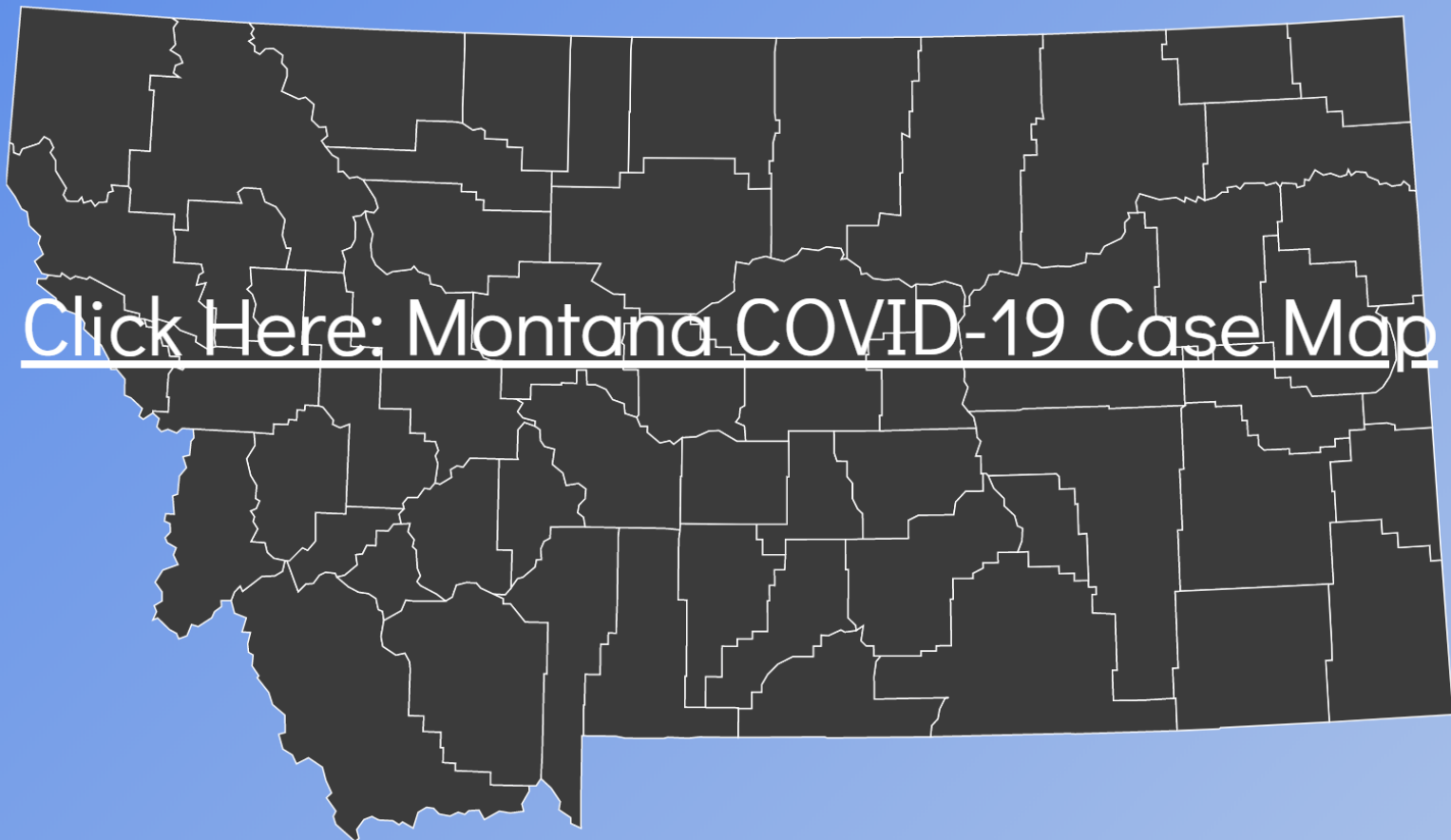
29,966

- Number of Deaths

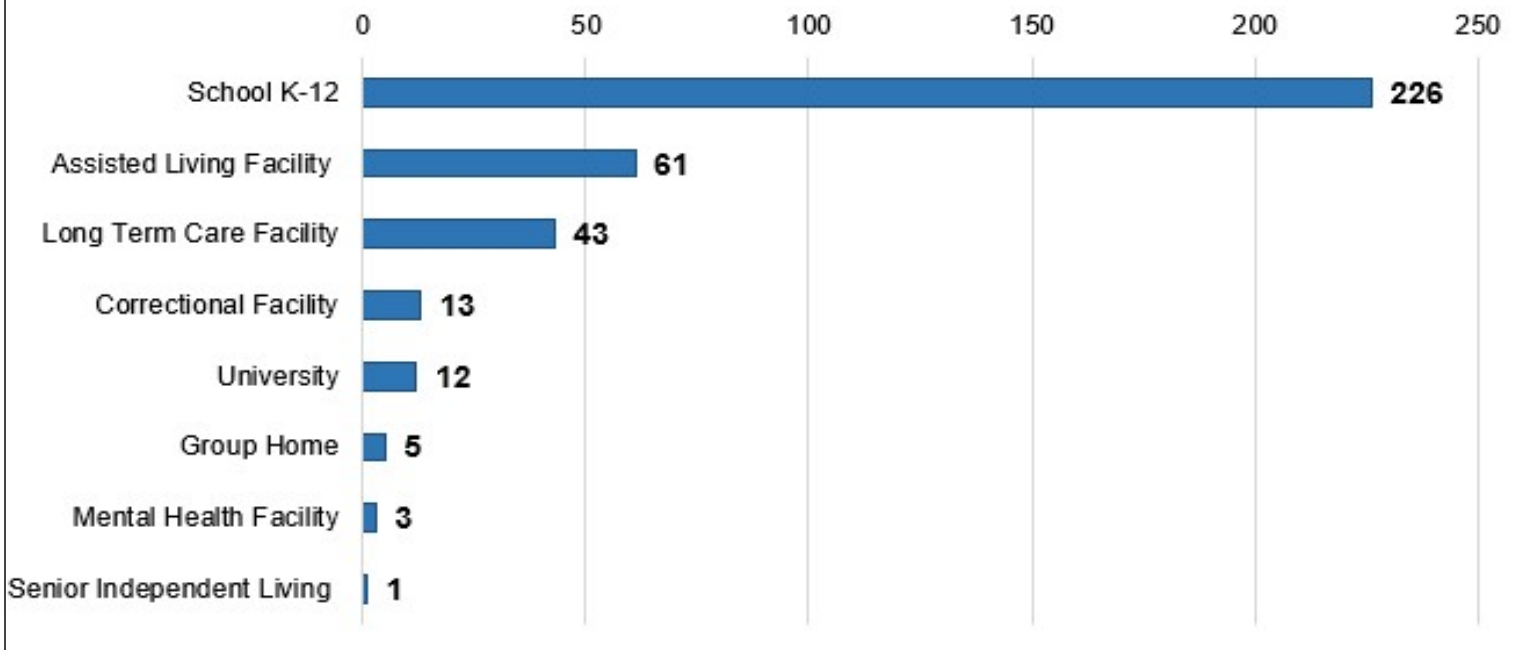
325

** Tables and charts are updated by 10 am every morning.*

[Click Here: Montana COVID-19 Case Map](#)



Number of congregate settings with COVID-19 cases by type in Montana (n=364)

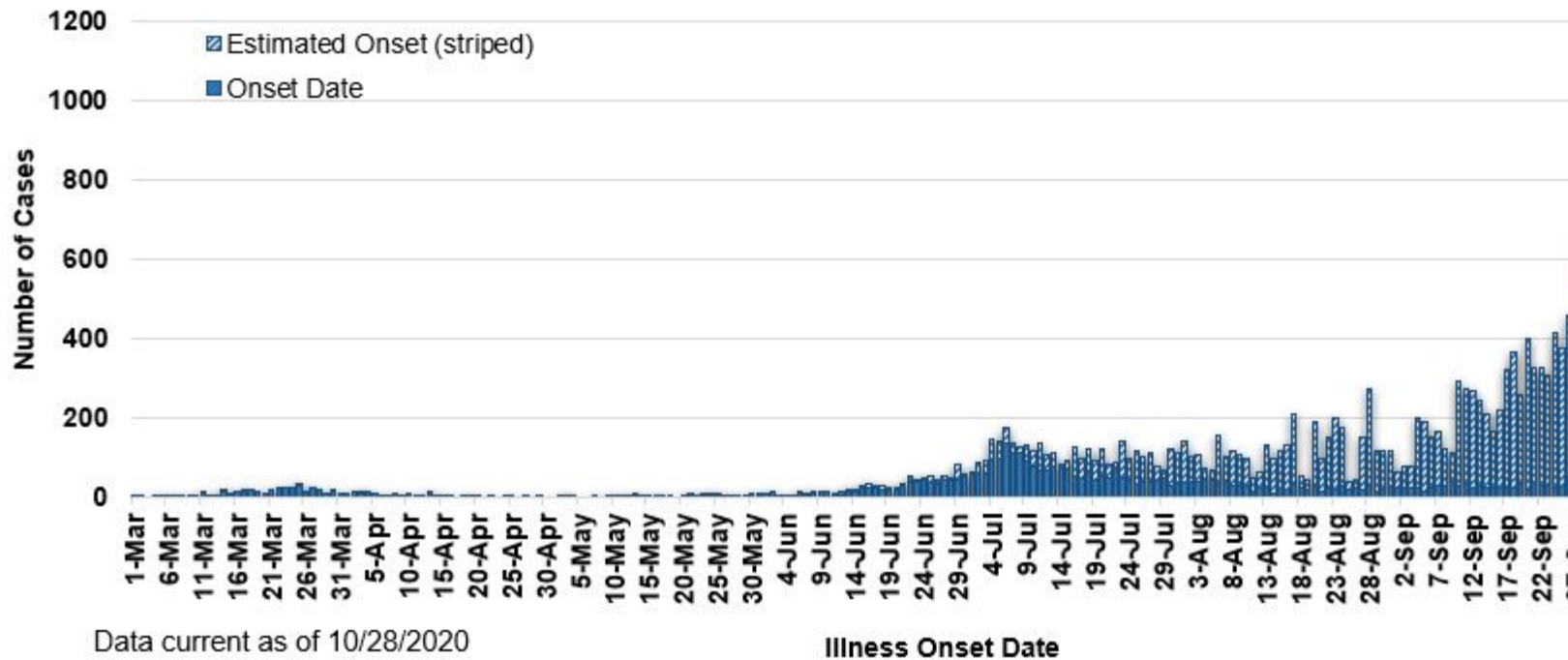


County of Residence	Number of Cases	Number of Deaths	Community Transmission*
Beaverhead	275	1	Yes
Big Horn	1,362	36	Yes
Blaine	308	7	
Broadwater	77		
Carbon	241		
Carter	66		
Cascade	1,904	13	Yes
Chouteau	102		
Custer	301	3	Yes
Daniels	36	1	
Dawson	235	4	
Deer Lodge	432	1	
Fallon	63		
Fergus	211	2	
Flathead	3,241	26	Yes
Gallatin	3,036	6	Yes
Garfield	23		
Glacier	930	13	Yes
Golden Valley	16		
Granite	66		
Hill	813	19	
Jefferson	168		
Judith Basin	14		
Lake	560	4	
Lewis and Clark	972	5	Yes
Liberty	31		
Lincoln	306	3	Yes
Madison	170	1	Yes
McCone	62		
Meagher	79	4	Yes
Mineral	15		
Missoula	2,164	13	Yes
Musselshell	110	1	
Park	247		

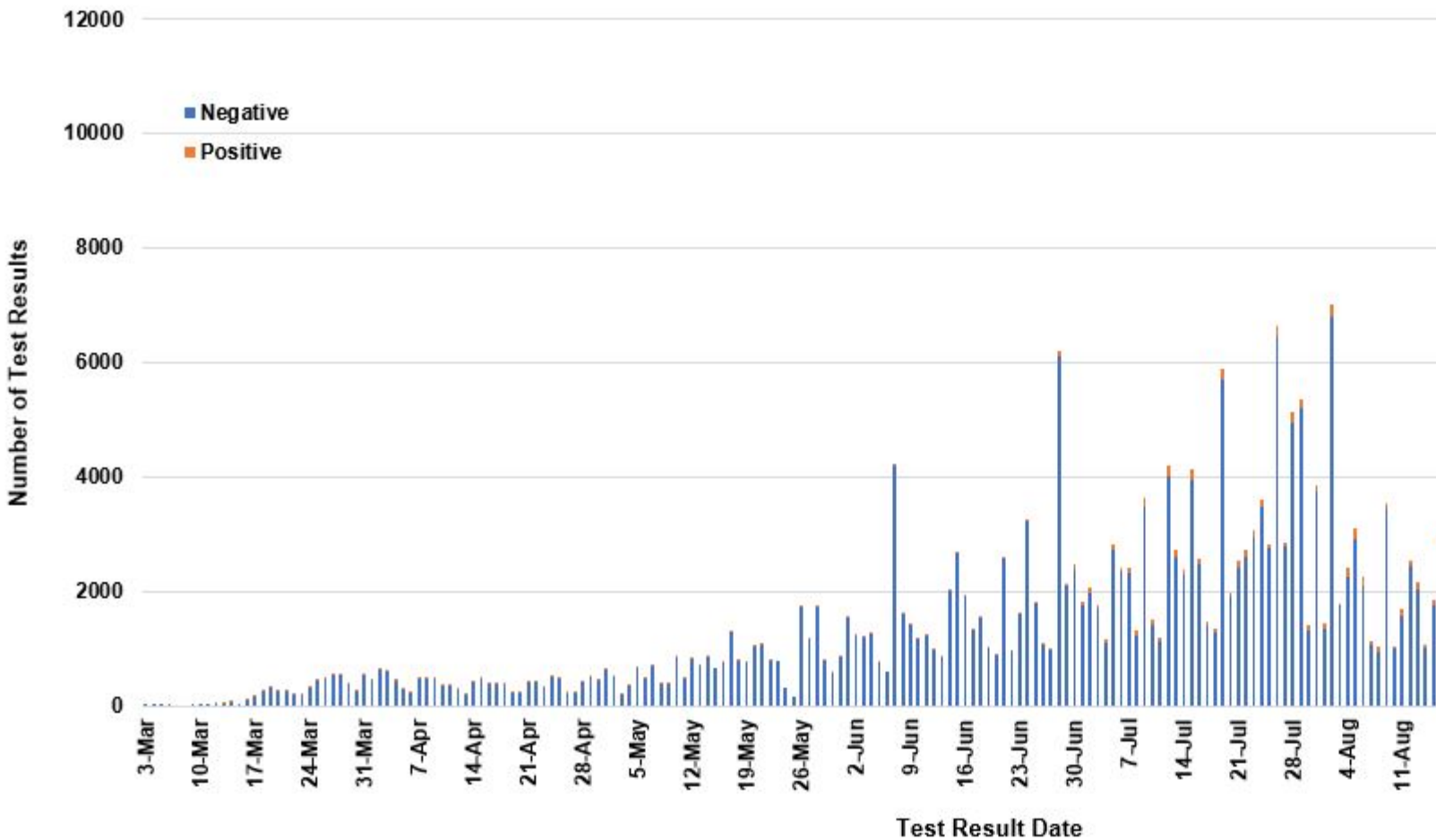
County of Residence	Number of Cases	Number of Deaths	Community Transmission*
Petroleum	3		
Phillips	170		
Pondera	179	1	
Powder River	59	5	
Powell	112		
Prairie	33		
Ravalli	475	4	Yes
Richland	331	5	
Roosevelt	935	19	
Rosebud	766	21	Yes
Sanders	97	2	
Sheridan	73		
Silver Bow	575		Yes
Stillwater	210	3	
Sweet Grass	82	2	
Teton	89		Yes
Toole	311	6	
Treasure	22	1	
Valley	343	4	
Wheatland	67	2	
Wibaux	42		
Yellowstone	6,356	87	Yes
Total	29,966	325	

* Community transmission - a community has identified cases who are unable to be linked with other known cases or travel. This status has been determined after consultation between state and local health departments.

COVID-19 Cases in Montana by Date of Illness Onset, 2020 [N=29,966]



SARS-Cov-2 PCR Testing at Montana Public Health Laboratory and Reference Laboratories



View your county's test positivity rate at the [Center for Medicare and Medicaid Services' \(CMS\) webpage](#).

Hospitalization Status	Number of Cases (percent of total)
Ever hospitalized	1,297 (4%)
Not Hospitalized	28,669 (96%)
Total	29,966

Age Group	Number of Cases (percent of total)
0-9 years	1,288 (4%)
10-19 years	3,422 (11%)
20-29 years	6,112 (20%)
30-39 years	4,853 (16%)
40-49 years	3,961 (13%)
50-59 years	3,898 (13%)
60-69 years	3,250 (11%)
70-79 years	1,948 (7%)
80-89 years	905 (3%)
90-99 years	307 (1%)
100+	22 (<1%)
Total	29,966

Sex	Number of Cases (percent of total)
Female	15,535 (52%)

Sex	Number of Cases (percent of total)
Male	14,431 (48%)
Total	29,966

Race and Ethnicity	Number of Cases (percent of total)
White	11,833 (39%)
American Indian, Alaska Native, Native Hawaiian, and Pacific Islander	3,531 (12%)
Asian	68 (<1%)
Black or African American	109 (<1%)
Other Race	740 (2%)
Undetermined/Under investigation	13,685 (46%)
Total	29,966
Ethnicity:	
Hispanic/Latino	557 (2%)
Not Hispanic/Latino	13,024 (43%)
Undetermined/Under investigation	16,385 (55%)
Total	29,966

Current Status of Cases	Number of Cases (percent of total)
Hospitalized	374 (1%)
Deceased	325 (1%)
Recovering	10,122 (33%)
Recovered and released from isolation	19,519 (65%)
Total number of cases	29,966

Location (at time of testing) of individuals diagnosed but not residing or counted in Montana:

County	Number of Cases (percent of total)
Beaverhead	3 (1%)
Big Horn	1 (<1%)
Carbon	3 (1%)
Cascade	20 (9%)
Custer	4 (2%)
Dawson	3 (1%)
Deer Lodge	1 (<1%)
Fallon	1 (<1%)
Fergus	2 (1%)
Flathead	46 (19%)
Gallatin	49 (20%)
Glacier	1 (<1%)
Granite	1 (<1%)
Lake	10 (4%)
Lewis and Clark	6 (2%)
Lincoln	3 (1%)
Madison	27 (11%)
Meagher	1 (<1%)
Missoula	17 (7%)
Park	10 (3%)
Powell	1 (<1%)
Ravalli	8 (3%)
Silver Bow	5 (2%)
Stillwater	2 (1%)
Sweet Grass	3 (1%)
Toole	2 (1%)
Yellowstone	20 (9%)
Total	250

Cases reported in the tables above include **13** residents of other states who were tested, isolated and/or hospitalized in Montana during the early phases of the pandemic. As COVID-19 is now widespread across the United States, data no longer include out-of-state residents who test positive in Montana in order to align with Council of State and Territorial Epidemiologists guidelines that classify cases by the individual's usual state of residence. This is standard practice for all communicable diseases to ensure accurate case reporting for Montana and the US. Additional individuals were diagnosed in Montana but are not included due to residency and/or the transient nature of their visit to the state: data for these individuals are reflected in the table immediately above.