

Coronavirus Disease 2019 (COVID-19)



**Current Montana
COVID-19 Epi
Profile**



**COVID-19 in
Montana
Schools**



**COVID-19 in Long
Term Care and
Assisted Living**



**Hospital Occupancy
and Capacity in
Montana**

[Archive of Montana COVID-19 Epi Profiles](#)

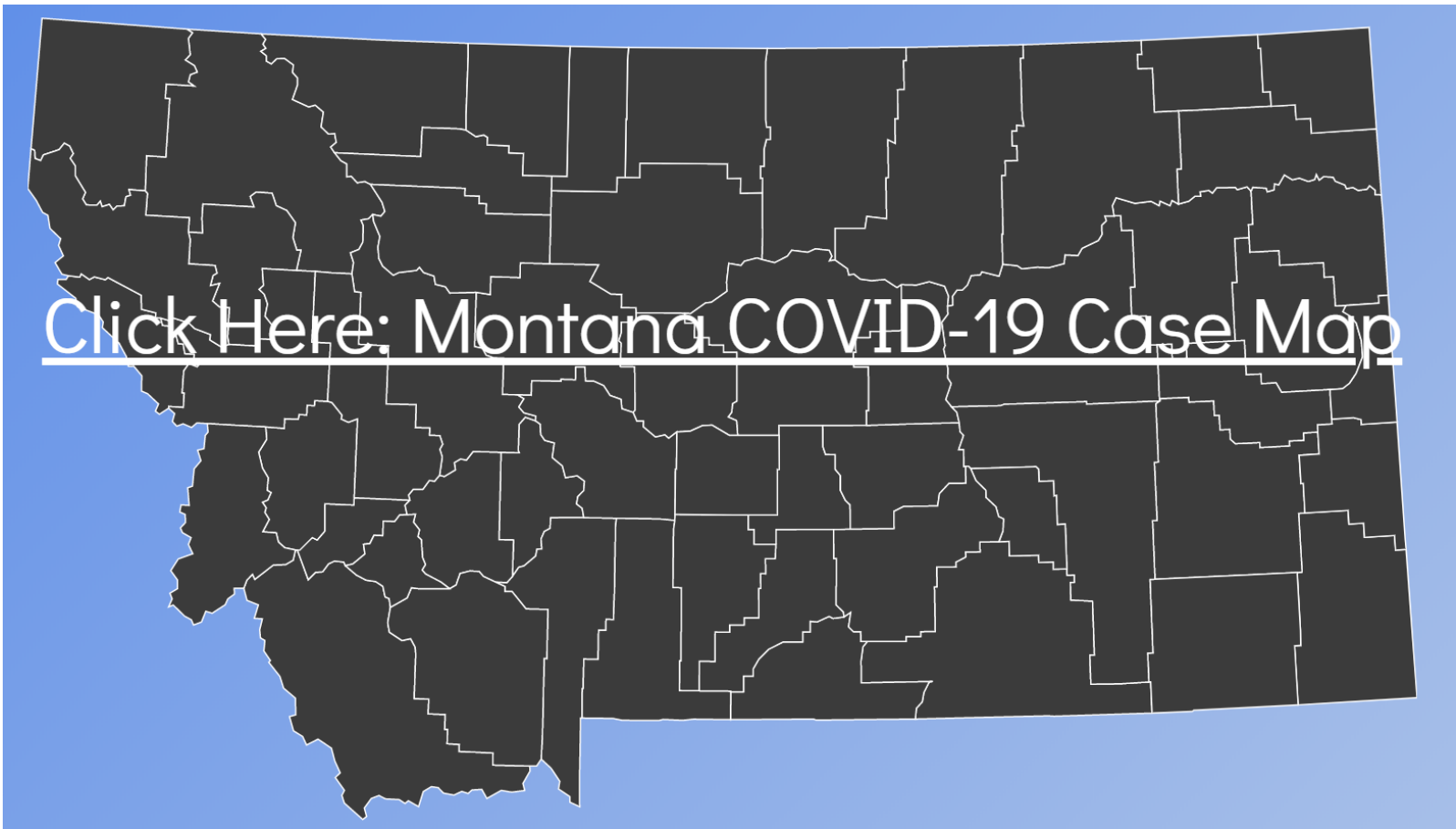


Demographic Information for Confirmed Cases

Data for the following tables are updated daily

COVID-19 Cases in Montana	
Total Number of Cases	31,916
- Number of Deaths	364

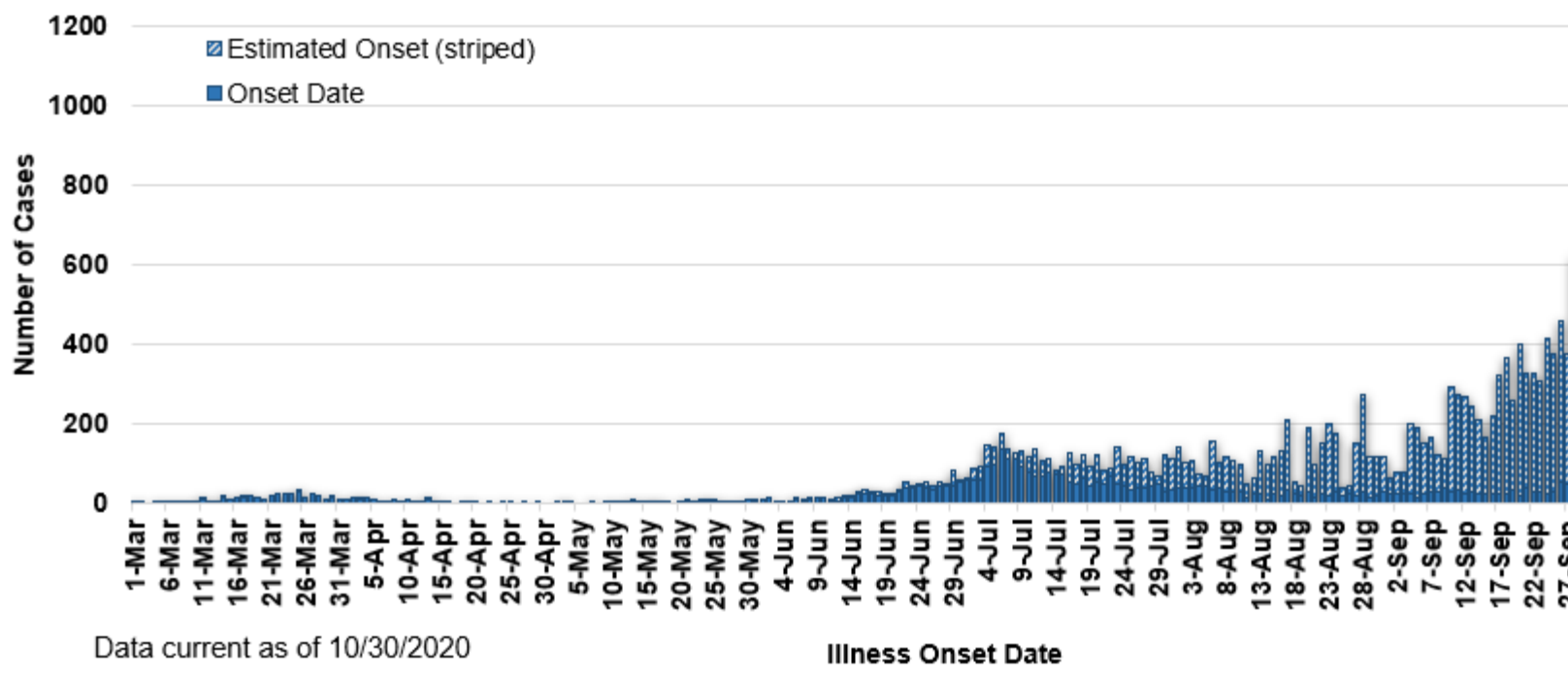
** Tables and charts are updated by 10 am every morning.*



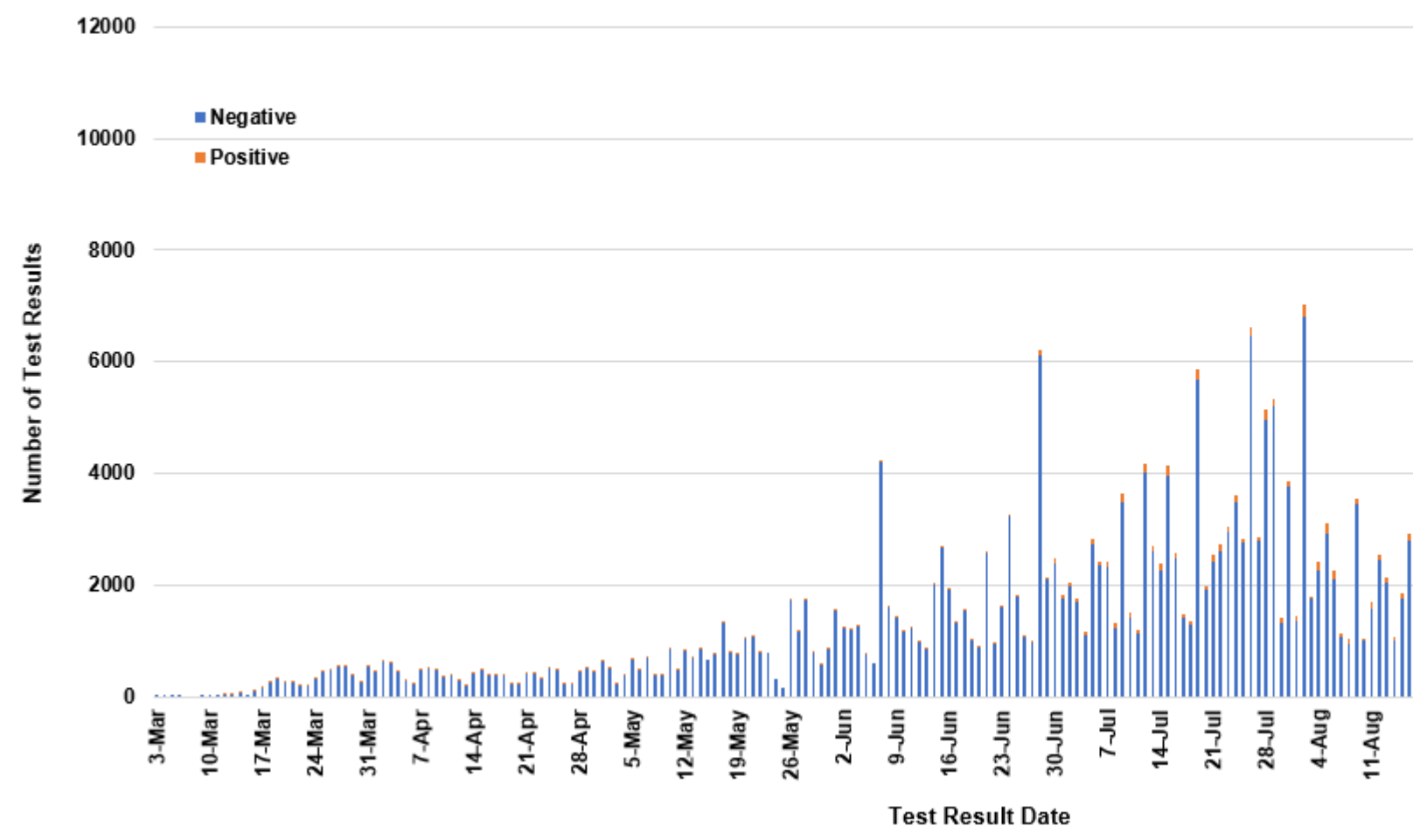
County of Residence	Number of Cases	Number of Deaths	Community Transmission*
Beaverhead	280	1	Yes
Big Horn	1,388	38	Yes
Blaine	330	7	
Broadwater	85		
Carbon	258		
Carter	73	2	
Cascade	2,168	15	Yes
Chouteau	108		
Custer	324	3	Yes
Daniels	42	3	
Dawson	263	4	
Deer Lodge	460	1	
Fallon	83		
Fergus	233	2	
Flathead	3,2385	27	Yes
Gallatin	3,1281	7	Yes
Garfield	25		
Glacier	988	16	Yes
Golden Valley	16		
Granite	67		
Hill	833	20	
Jefferson	180		
Judith Basin	15		
Lake	585	5	
Lewis and Clark	1,047	6	Yes
Liberty	32		
Lincoln	319	3	Yes
Madison	185	1	Yes
McCone	63		
Meagher	81	4	Yes
Mineral	15		
Missoula	2,318	16	Yes
Musselshell	124	2	
Park	264		
Petroleum	3		
Phillips	186		
Pondera	191	1	
Powder River	63	5	
Powell	168		
Prairie	33		
Ravalli	512	4	Yes
Richland	341	5	
Roosevelt	955	31	
Rosebud	808	21	Yes
Sanders	97	2	
Sheridan	81		
Silver Bow	599	2	Yes
Stillwater	228	3	
Sweet Grass	92	2	
Teton	91		Yes
Toole	316	6	
Treasure	24	1	
Valley	369	3	
Wheatland	69	3	
Wibaux	44		
Yellowstone	6,728	92	Yes
Total	31,916	364	

* Community transmission - a community has identified cases who are unable to be linked with other known cases or travel. This status has been determined after consultation between state and local health departments.

COVID-19 Cases in Montana by Date of Illness Onset, 2020 [N=31,916]



SARS-Cov-2 PCR Testing at Montana Public Health Laboratory and Reference Laboratories



View your county's test positivity rate at the [Center for Medicare and Medicaid Services' \(CMS\) webpage](#).

Hospitalization Status	Number of Cases (percent of total)
Ever hospitalized	1,327 (4%)
Not Hospitalized	30,589 (96%)
Total	31,916

Age Group	Number of Cases (percent of total)
0-9 years	1,345 (4%)
10-19 years	3,653 (11%)
20-29 years	6,495 (20%)
30-39 years	5,172 (16%)
40-49 years	4,240 (13%)
50-59 years	4,172 (13%)
60-69 years	3,464 (11%)
70-79 years	2,057 (7%)
80-89 years	975 (3%)
90-99 years	321 (1%)
100+	22 (<1%)
Total	31,916

Sex	Number of Cases (percent of total)
Female	15,998 (52%)
Male	14,855 (48%)
Total	31,916

Race and Ethnicity	Number of Cases (percent of total)
White	12,460 (39%)
American Indian, Alaska Native, Native Hawaiian, and Pacific Islander	3,600 (12%)
Asian	68 (<1%)
Black or African American	114 (<1%)
Other Race	852 (2%)
Undetermined/Under investigation	14,822 (46%)
Total	31,916
Ethnicity:	
Hispanic/Latino	571 (2%)
Not Hispanic/Latino	13,517 (43%)
Undetermined/Under investigation	17,828 (55%)
Total	31,916

Current Status of Cases	Number of Cases (percent of total)
Hospitalized	357 (1%)
Deceased	364 (1%)
Recovering	10,093 (33%)
Recovered and released from isolation	21,102 (65%)
Total number of cases	31,916

Location (at time of testing) of individuals diagnosed but not residing or counted in Montana:

County	Number of Cases (percent of total)
Beaverhead	3 (1%)
Big Horn	1 (<1%)
Carbon	3 (1%)
Cascade	20 (9%)
Custer	4 (2%)
Dawson	3 (1%)
Deer Lodge	1 (<1%)
Fallon	1 (<1%)
Fergus	2 (1%)
Flathead	46 (19%)
Gallatin	49 (20%)
Glacier	1 (<1%)
Granite	1 (<1%)
Lake	10 (4%)
Lewis and Clark	6 (2%)
Lincoln	3 (1%)
Madison	27 (11%)
Meagher	1 (<1%)
Missoula	17 (7%)
Park	10 (3%)
Powell	1 (<1%)
Ravalli	8 (3%)
Silver Bow	5 (2%)
Stillwater	2 (1%)
Sweet Grass	3 (1%)
Toole	2 (1%)
Yellowstone	20 (9%)
Total	250

Cases reported in the tables above include 13 residents of other states who were tested, isolated and/or hospitalized in Montana during the early phases of the pandemic. As COVID-19 is now widespread across the United States, data no longer include out-of-state residents who test positive in Montana in order to align with Council of State and Territorial Epidemiologists guidelines that classify cases by the individual's usual state of residence. This is standard practice for all communicable diseases to ensure accurate case reporting for Montana and the US. Additional individuals were diagnosed in Montana but are not included due to residency and/or the transient nature of their visit to the state: data for these individuals are reflected in the table immediately above.