


Coronavirus Disease 2019 (COVID-19)



**Current Montana
COVID-19 Epi
Profile**



**COVID-19 in
Montana
Schools**



**COVID-19 in Long
Term Care and
Assisted Living**



**Hospital Occupancy
and Capacity in
Montana**

[Archive of Montana COVID-19 Epi Profiles](#)



Demographic Information for Confirmed Cases

Data for the following tables are updated daily

COVID-19 Cases in Montana

Total Number of Cases

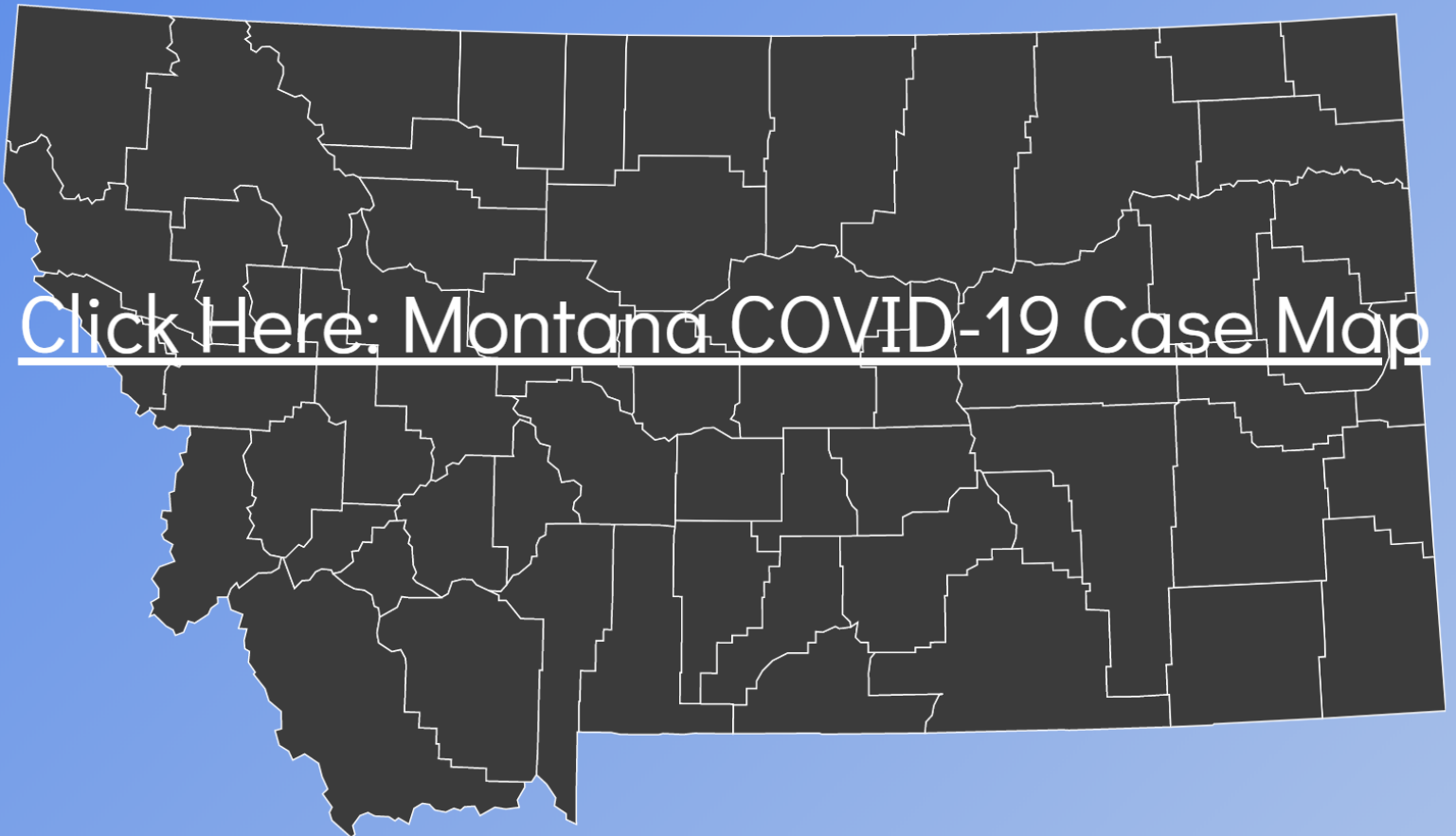
32,801

- Number of Deaths

375

** Tables and charts are updated by 10 am every morning.*

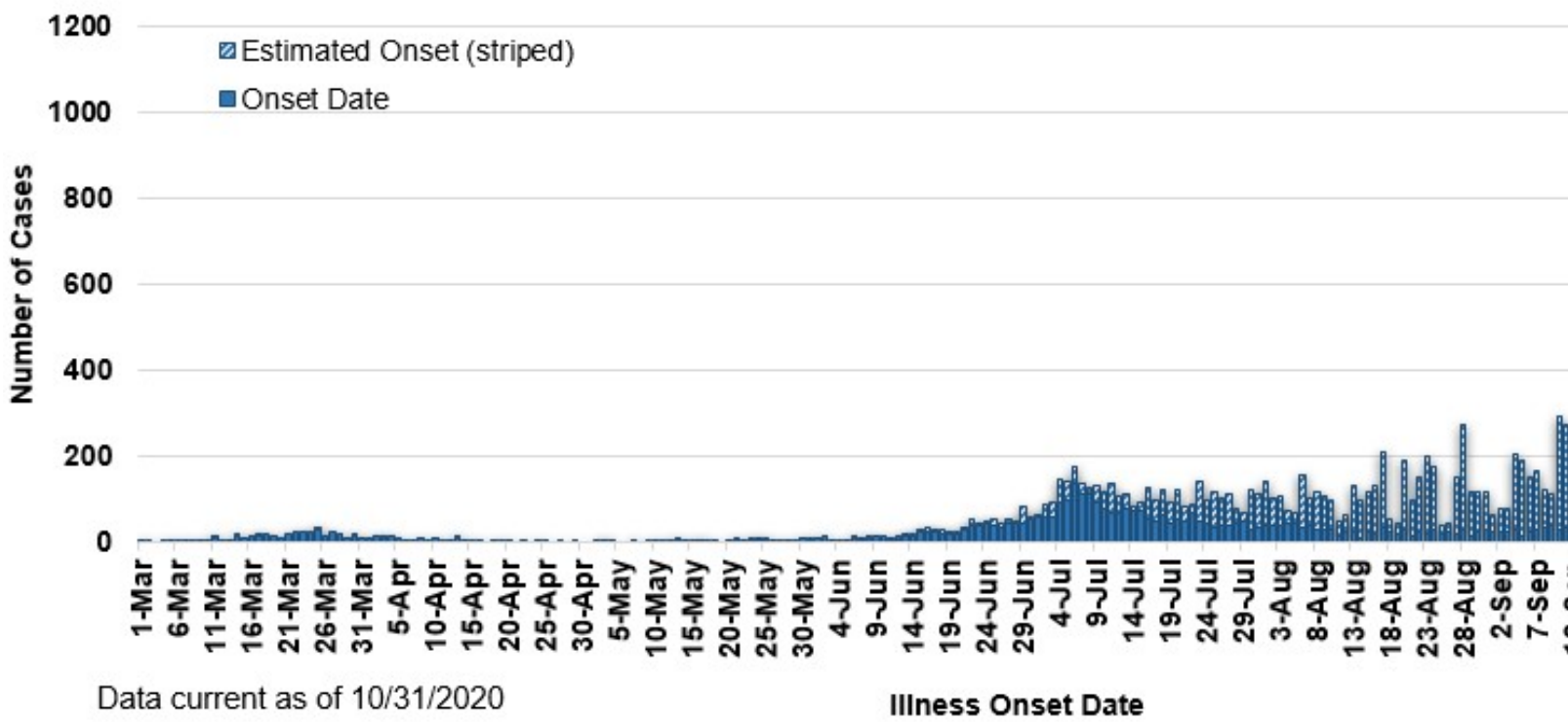
[Click Here: Montana COVID-19 Case Map](#)



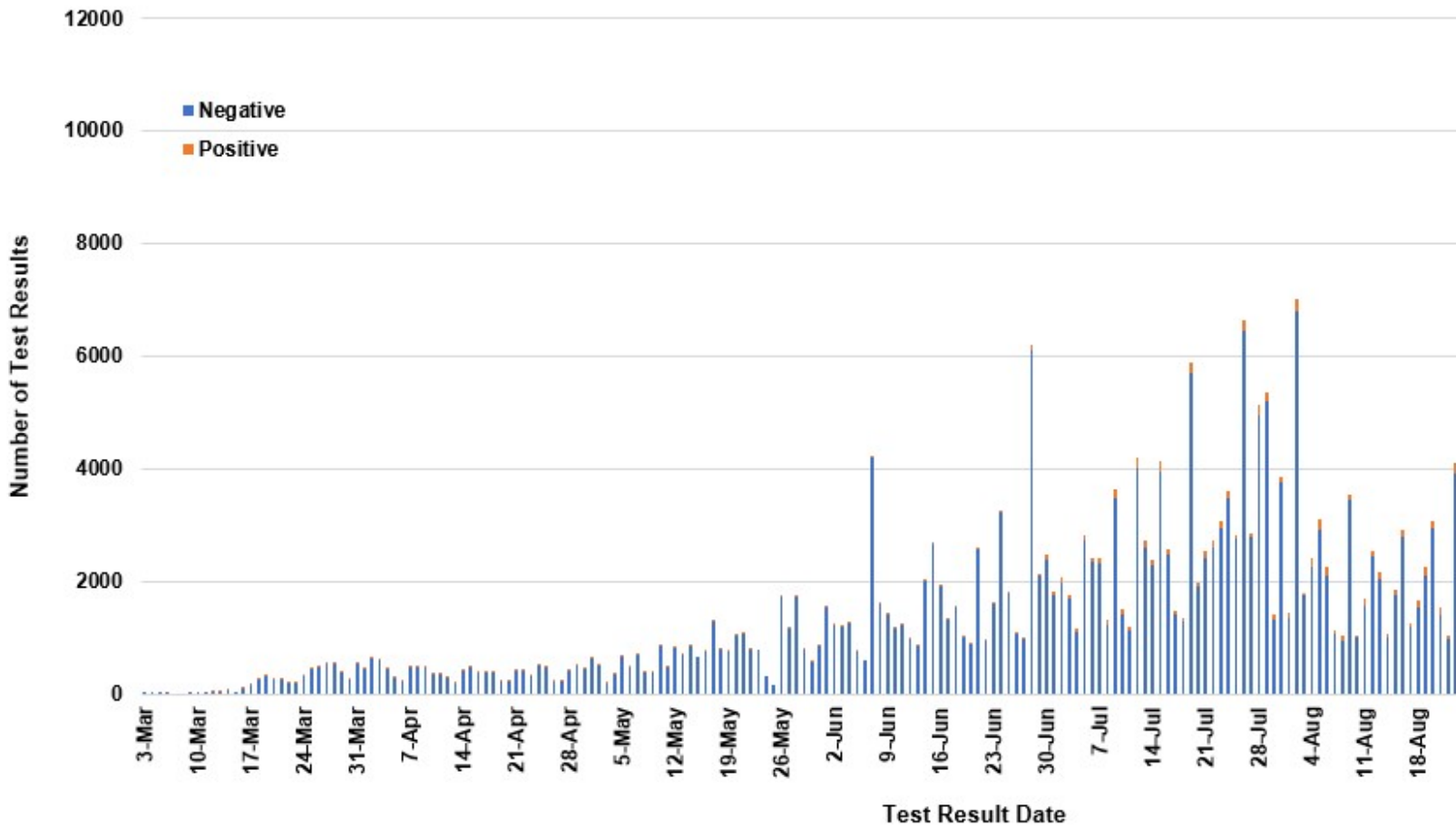
County of Residence	Number of Cases	Number of Deaths	Community Transmission*
Beaverhead	283	1	Yes
Big Horn	1,399	38	Yes
Blaine	349	7	
Broadwater	89		
Carbon	266	1	
Carter	73	2	
Cascade	2,199	15	Yes
Chouteau	111		
Custer	339	3	Yes
Daniels	48	3	
Dawson	276	4	
Deer Lodge	466	1	
Fallon	85		
Fergus	247	2	
Flathead	3,492	27	Yes
Gallatin	3,445	8	Yes
Garfield	29		
Glacier	997	16	Yes
Golden Valley	16		
Granite	70		
Hill	850	20	
Jefferson	184		
Judith Basin	15		
Lake	588	6	
Lewis and Clark	1,081	6	Yes
Liberty	34		
Lincoln	323	5	Yes
Madison	196	1	Yes
McCone	65		
Meagher	84	4	Yes
Mineral	16		
Missoula	2,381	18	Yes
Musselshell	125	2	
Park	271		
Petroleum	3		
Phillips	190		
Pondera	192	1	
Powder River	65	5	
Powell	182		
Prairie	33		
Ravalli	535	4	Yes
Richland	345	5	
Roosevelt	980	30	
Rosebud	853	21	Yes
Sanders	108	2	
Sheridan	83		
Silver Bow	611	2	Yes
Stillwater	231	3	
Sweet Grass	97	2	
Teton	91	1	Yes
Toole	336	6	
Treasure	24	1	
Valley	381	5	
Wheatland	71	3	
Wibaux	44		
Yellowstone	6,854	94	Yes
Total	32,801	375	

* Community transmission - a community has identified cases who are unable to be linked with other known cases or travel. This status has been determined after consultation between state and local health departments.

COVID-19 Cases in Montana by Date of Illness Onset, 2020 [N=32,800]



SARS-Cov-2 PCR Testing at Montana Public Health Laboratory and Reference Laboratories, M



View your county's test positivity rate at the [Center for Medicare and Medicaid Services' \(CMS\) webpage](#).

Hospitalization Status	Number of Cases (percent of total)
Ever hospitalized	1,350 (4%)
Not Hospitalized	31,451 (96%)
Total	32,801

Age Group	Number of Cases (percent of total)
0-9 years	1,375 (4%)
10-19 years	3,750 (11%)
20-29 years	6,649 (20%)
30-39 years	5,345 (16%)
40-49 years	4,350 (13%)
50-59 years	4,282 (13%)
60-69 years	3,571 (11%)
70-79 years	2,115 (7%)
80-89 years	1,011 (3%)
90-99 years	331 (1%)
100+	22 (<1%)
Total	32,801

Sex	Number of Cases (percent of total)
Female	17,031 (52%)
Male	15,770 (48%)
Total	32,801

Race and Ethnicity	Number of Cases (percent of total)
White	12,772 (39%)
American Indian, Alaska Native, Native Hawaiian, and Pacific Islander	3,632 (11%)
Asian	68 (<1%)
Black or African American	115 (<1%)
Other Race	886 (2%)
Undetermined/Under investigation	15,328 (47%)
Total	32,801
Ethnicity:	
Hispanic/Latino	578 (2%)
Not Hispanic/Latino	13,746 (42%)
Undetermined/Under investigation	18,479 (55%)
Total	32,801

Current Status of Cases	Number of Cases (percent of total)
Hospitalized	369 (1%)
Deceased	375 (1%)
Recovering	10,704 (33%)
Recovered and released from isolation	21,353 (65%)
Total number of cases	32,801

Location (at time of testing) of individuals diagnosed but not residing or counted in Montana:

County	Number of Cases (percent of total)
Beaverhead	3 (1%)
Big Horn	1 (<1%)
Carbon	3 (1%)
Cascade	20 (9%)
Custer	4 (2%)
Dawson	3 (1%)
Deer Lodge	1 (<1%)
Fallon	1 (<1%)
Fergus	2 (1%)
Flathead	46 (19%)
Gallatin	49 (20%)
Glacier	1 (<1%)
Granite	1 (<1%)
Lake	10 (4%)
Lewis and Clark	6 (2%)
Lincoln	3 (1%)
Madison	27 (11%)
Meagher	1 (<1%)
Missoula	17 (7%)
Park	10 (3%)
Powell	1 (<1%)
Ravalli	8 (3%)
Silver Bow	5 (2%)
Stillwater	2 (1%)
Sweet Grass	3 (1%)
Toole	2 (1%)
Yellowstone	20 (9%)
Total	250

Cases reported in the tables above include **13** residents of other states who were tested, isolated and/or hospitalized in Montana during the early phases of the pandemic. As COVID-19 is now widespread across the United States, data no longer include out-of-state residents who test positive in Montana in order to align with Council of State and Territorial Epidemiologists guidelines that classify cases by the individual's usual state of residence. This is standard practice for all communicable diseases to ensure accurate case reporting for Montana and the US. Additional individuals were diagnosed in Montana but are not included due to residency and/or the transient nature of their visit to the state: data for these individuals are reflected in the table immediately above.