

Coronavirus Disease 2019 (COVID-19)



**Current Montana
COVID-19 Epi
Profile**



**COVID-19 in
Montana
Schools**



**COVID-19 in Long
Term Care and
Assisted Living**



**Hospital Occupancy
and Capacity in
Montana**

[Archive of Montana COVID-19 Epi Profiles](#)



Demographic Information for Confirmed Cases

Data for the following tables are updated daily

COVID-19 Cases in Montana

Total Number of Cases

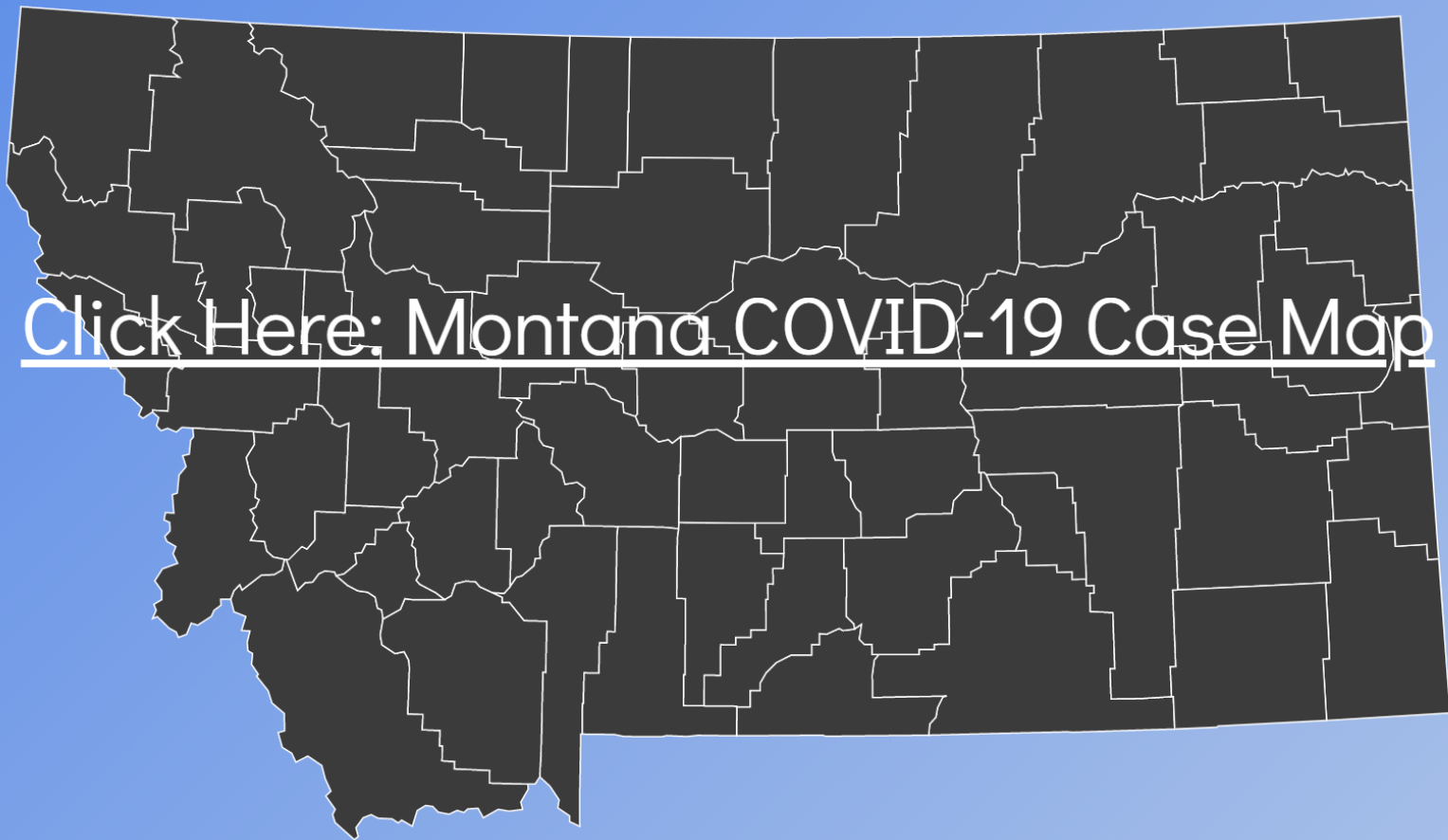
33,495

- Number of Deaths

376

** Tables and charts are updated by 10 am every morning.*

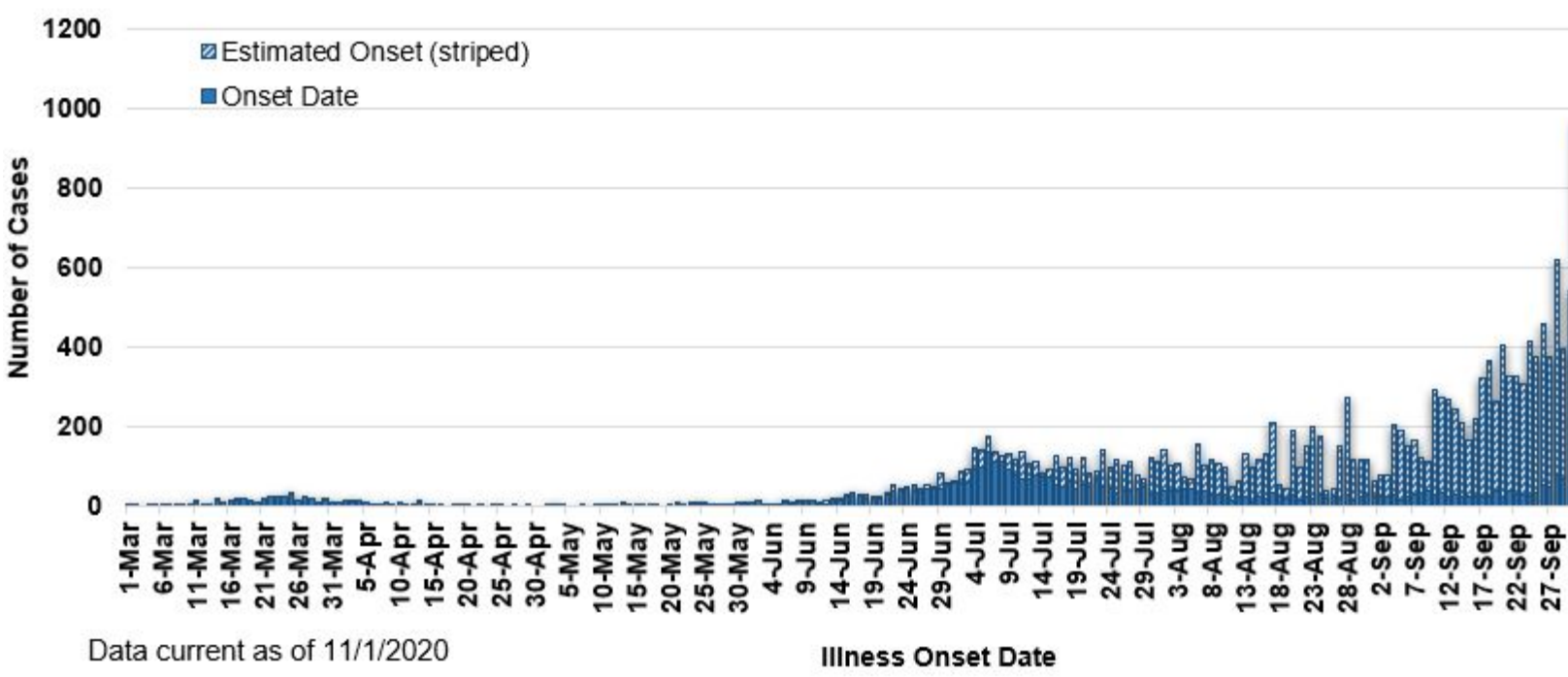
[Click Here: Montana COVID-19 Case Map](#)



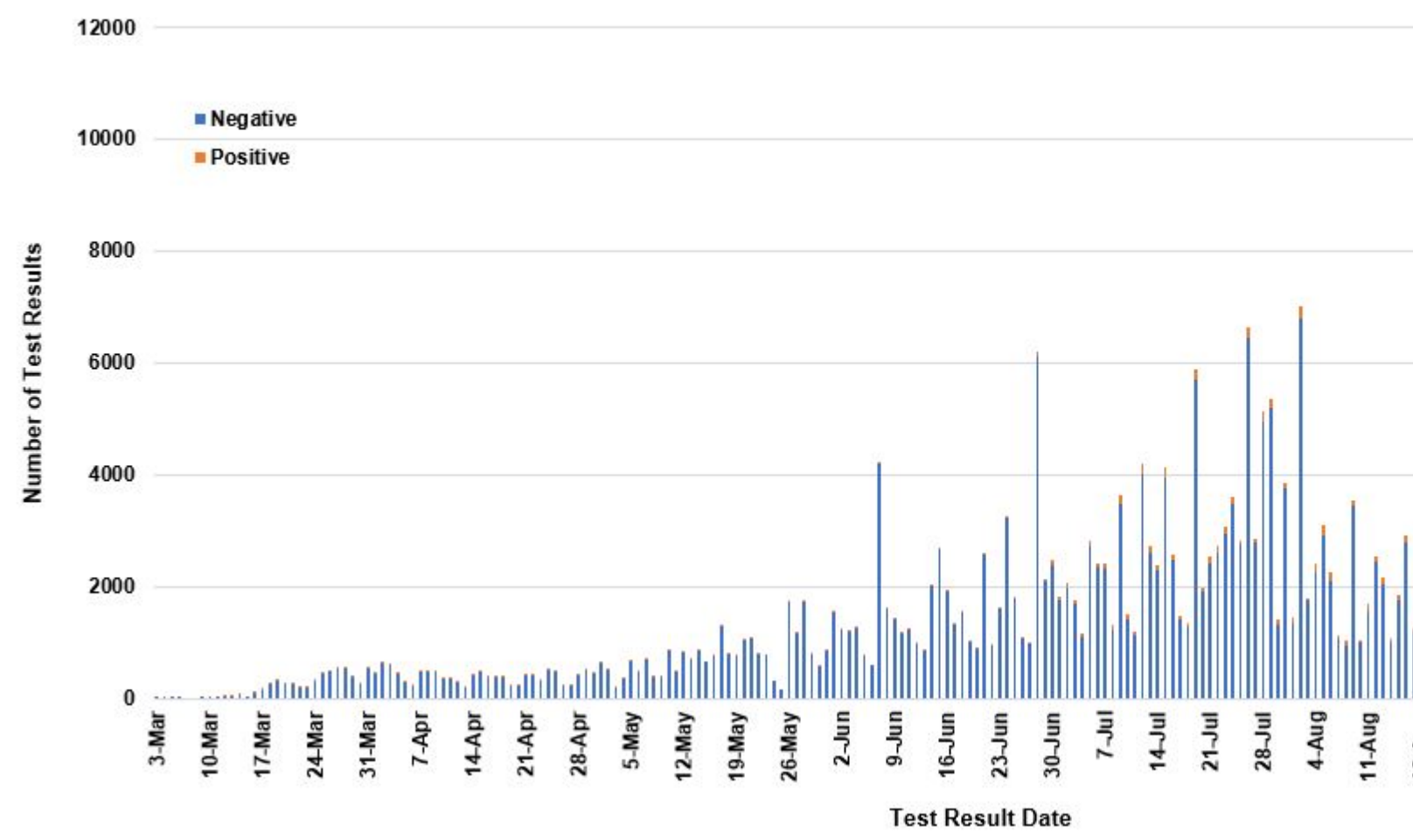
County of Residence	Number of Cases	Number of Deaths	Community Transmission*
Beaverhead	284	1	Yes
Big Horn	1,400	38	Yes
Blaine	349	7	
Broadwater	92		
Carbon	275	1	
Carter	77	2	
Cascade	2,199	15	Yes
Chouteau	119		
Custer	344	3	Yes
Daniels	49	3	
Dawson	278	4	
Deer Lodge	473	1	
Fallon	85		
Fergus	260	2	
Flathead	3,615	27	Yes
Gallatin	3,550	8	Yes
Garfield	30		
Glacier	1,003	16	Yes
Golden Valley	16		
Granite	71		
Hill	896	20	
Jefferson	186		
Judith Basin	16		
Lake	613	6	
Lewis and Clark	1,097	6	Yes
Liberty	35		
Lincoln	329	5	Yes
Madison	205	1	Yes
McCone	65		
Meagher	84	4	Yes
Mineral	16		
Missoula	2,414	18	Yes
Musselshell	128	2	
Park	285		
Petroleum	4		
Phillips	193	1	
Pondera	192	1	
Powder River	65	5	
Powell	183		
Prairie	33		
Ravalli	535	4	Yes
Richland	359	5	
Roosevelt	1,022	30	
Rosebud	858	21	Yes
Sanders	108	2	
Sheridan	83		
Silver Bow	654	2	Yes
Stillwater	231	3	
Sweet Grass	97	2	
Teton	92	1	Yes
Toole	336	6	
Treasure	24	1	
Valley	383	5	
Wheatland	73	3	
Wibaux	44		
Yellowstone	6,988	94	Yes
Total	33,495	376	

* Community transmission - a community has identified cases who are unable to be linked with other known cases or travel. This status has been determined after consultation between state and local health departments.

COVID-19 Cases in Montana by Date of Illness Onset, 2020 [N=33,495]



SARS-Cov-2 PCR Testing at Montana Public Health Laboratory and Reference Laboratories



View your county's test positivity rate at the [Center for Medicare and Medicaid Services' \(CMS\) webpage](#).

Hospitalization Status	Number of Cases (percent of total)
Ever hospitalized	1,357 (4%)
Not Hospitalized	32,138 (96%)
Total	33,495

Age Group	Number of Cases (percent of total)
0-9 years	1,397 (4%)
10-19 years	3,833 (11%)
20-29 years	6,802 (20%)
30-39 years	5,453 (16%)
40-49 years	4,434 (13%)
50-59 years	4,369 (13%)
60-69 years	3,649 (11%)
70-79 years	2,166 (7%)
80-89 years	1,034 (3%)
90-99 years	336 (1%)
100+	22 (<1%)
Total	33,495

Sex	Number of Cases (percent of total)
Female	17,392 (52%)
Male	16,103 (48%)
Total	33,495

Race and Ethnicity	Number of Cases (percent of total)
White	13,013 (39%)
American Indian, Alaska Native, Native Hawaiian, and Pacific Islander	3,699 (11%)
Asian	69 (<1%)
Black or African American	118 (<1%)
Other Race	910 (2%)
Undetermined/Under investigation	15,686 (47%)
Total	33,495
Ethnicity:	
Hispanic/Latino	579 (2%)
Not Hispanic/Latino	13,972 (42%)
Undetermined/Under investigation	18,944 (55%)
Total	33,495

Current Status of Cases	Number of Cases (percent of total)
Hospitalized	376 (1%)
Deceased	376 (1%)
Recovering	11,345 (34%)
Recovered and released from isolation	21,398 (64%)
Total number of cases	33,495

Location (at time of testing) of individuals diagnosed but not residing or counted in Montana:

County	Number of Cases (percent of total)
Beaverhead	3 (1%)
Big Horn	1 (<1%)
Carbon	3 (1%)
Cascade	20 (9%)
Custer	4 (2%)
Dawson	3 (1%)
Deer Lodge	1 (<1%)
Fallon	1 (<1%)
Fergus	2 (1%)
Flathead	46 (19%)
Gallatin	49 (20%)
Glacier	1 (<1%)
Granite	1 (<1%)
Lake	10 (4%)
Lewis and Clark	6 (2%)
Lincoln	3 (1%)
Madison	27 (11%)
Meagher	1 (<1%)
Missoula	17 (7%)
Park	10 (3%)
Powell	1 (<1%)
Ravalli	8 (3%)
Silver Bow	5 (2%)
Stillwater	2 (1%)
Sweet Grass	3 (1%)
Toole	2 (1%)
Yellowstone	20 (9%)
Total	250

Cases reported in the tables above include 13 residents of other states who were tested, isolated and/or hospitalized in Montana during the early phases of the pandemic. As COVID-19 is now widespread across the United States, data no longer include out-of-state residents who test positive in Montana in order to align with Council of State and Territorial Epidemiologists guidelines that classify cases by the individual's usual state of residence. This is standard practice for all communicable diseases to ensure accurate case reporting for Montana and the US. Additional individuals were diagnosed in Montana but are not included due to residency and/or the transient nature of their visit to the state: data for these individuals are reflected in the table immediately above.