

Coronavirus Disease 2019 (COVID-19)



**Current Montana  
COVID-19 Epi  
Profile**



**COVID-19 in  
Montana  
Schools**



**COVID-19 in Long  
Term Care and  
Assisted Living**



**Hospital Occupancy  
and Capacity in  
Montana**

[Archive of Montana COVID-19 Epi Profiles](#)



Demographic Information for Confirmed Cases

Data for the following tables are updated daily

COVID-19 Cases in Montana

Total Number of Cases

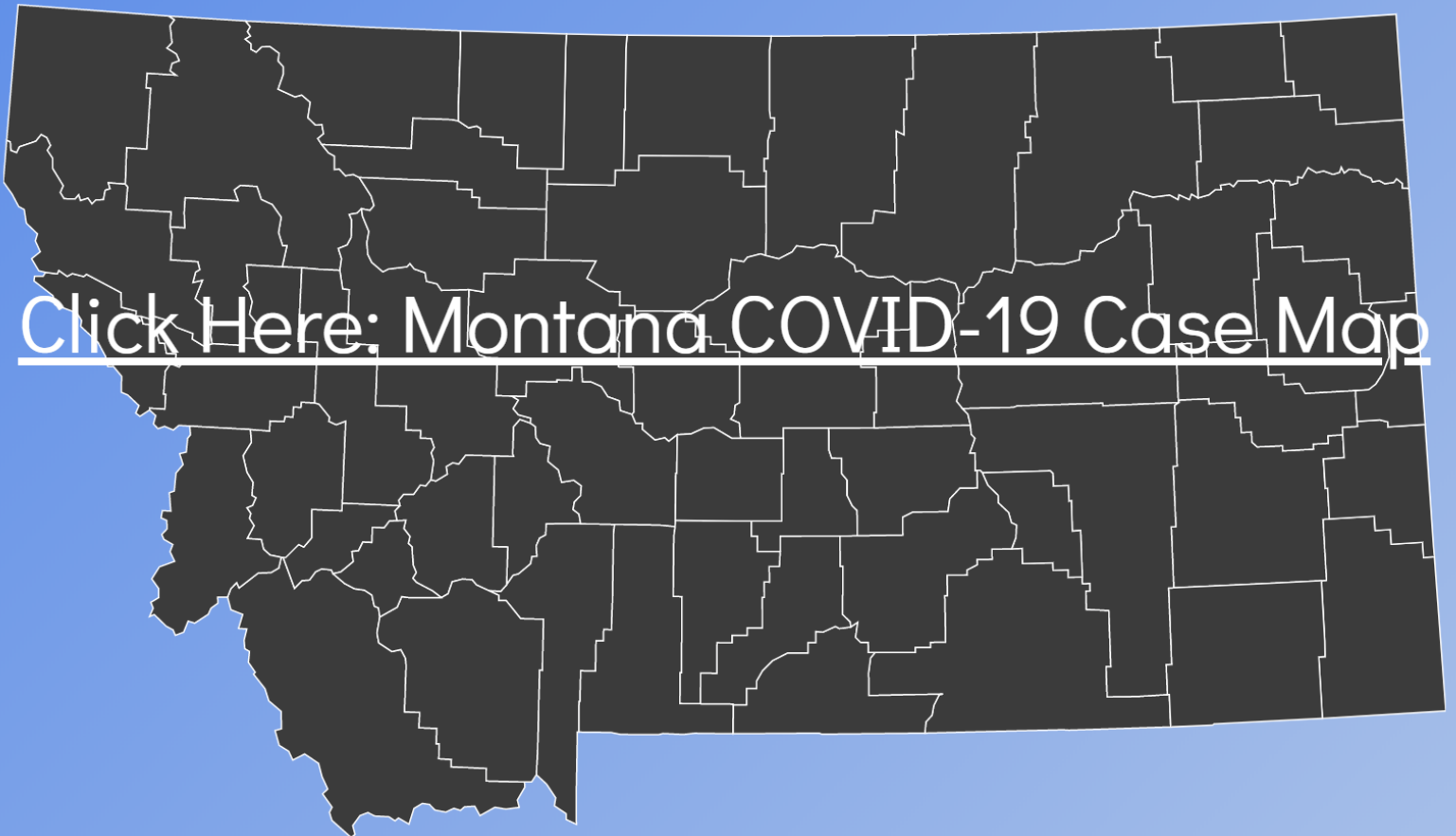
34,252

- Number of Deaths

386

*\* Tables and charts are updated by 10 am every morning.*

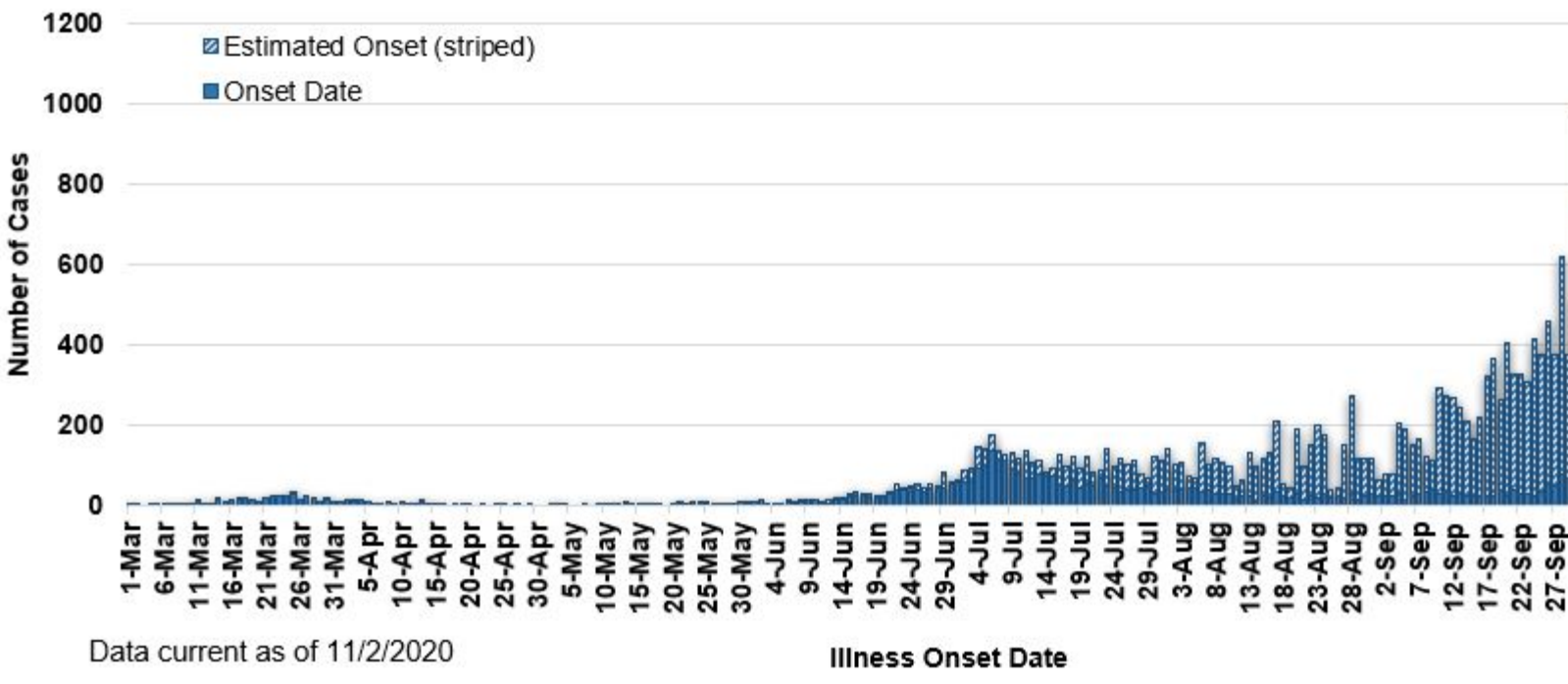
[Click Here: Montana COVID-19 Case Map](#)



County of Residence	Number of Cases	Number of Deaths	Community Transmission*
Beaverhead	305	1	Yes
Big Horn	1,433	39	Yes
Blaine	373	7	
Broadwater	94		
Carbon	277	1	
Carter	77	2	
Cascade	2,241	16	Yes
Chouteau	122		
Custer	345	3	Yes
Daniels	49	3	
Dawson	279	4	
Deer Lodge	491	1	
Fallon	85		
Fergus	270	2	
Flathead	3,686	27	Yes
Gallatin	3,607	9	Yes
Garfield	30		
Glacier	1,012	16	Yes
Golden Valley	16		
Granite	74		
Hill	913	20	
Jefferson	186		
Judith Basin	18		
Lake	645	6	
Lewis and Clark	1,136	6	Yes
Liberty	38		
Lincoln	336	5	Yes
Madison	211	1	Yes
McCone	67		
Meagher	84	5	Yes
Mineral	17		
Missoula	2,4167	20	Yes
Musselshell	128	2	
Park	286		
Petroleum	4		
Phillips	195	1	
Pondera	192	1	
Powder River	65	5	
Powell	193		
Prairie	33		
Ravalli	556	4	Yes
Richland	361	5	
Roosevelt	1,024	30	
Rosebud	864	21	Yes
Sanders	108	2	
Sheridan	91		
Silver Bow	679	2	Yes
Stillwater	231	3	
Sweet Grass	104	2	
Teton	92	1	Yes
Toole	336	8	
Treasure	24	1	
Valley	401	5	
Wheatland	74	3	
Wibaux	45		
Yellowstone	7,182	96	Yes
Total	34,252	386	

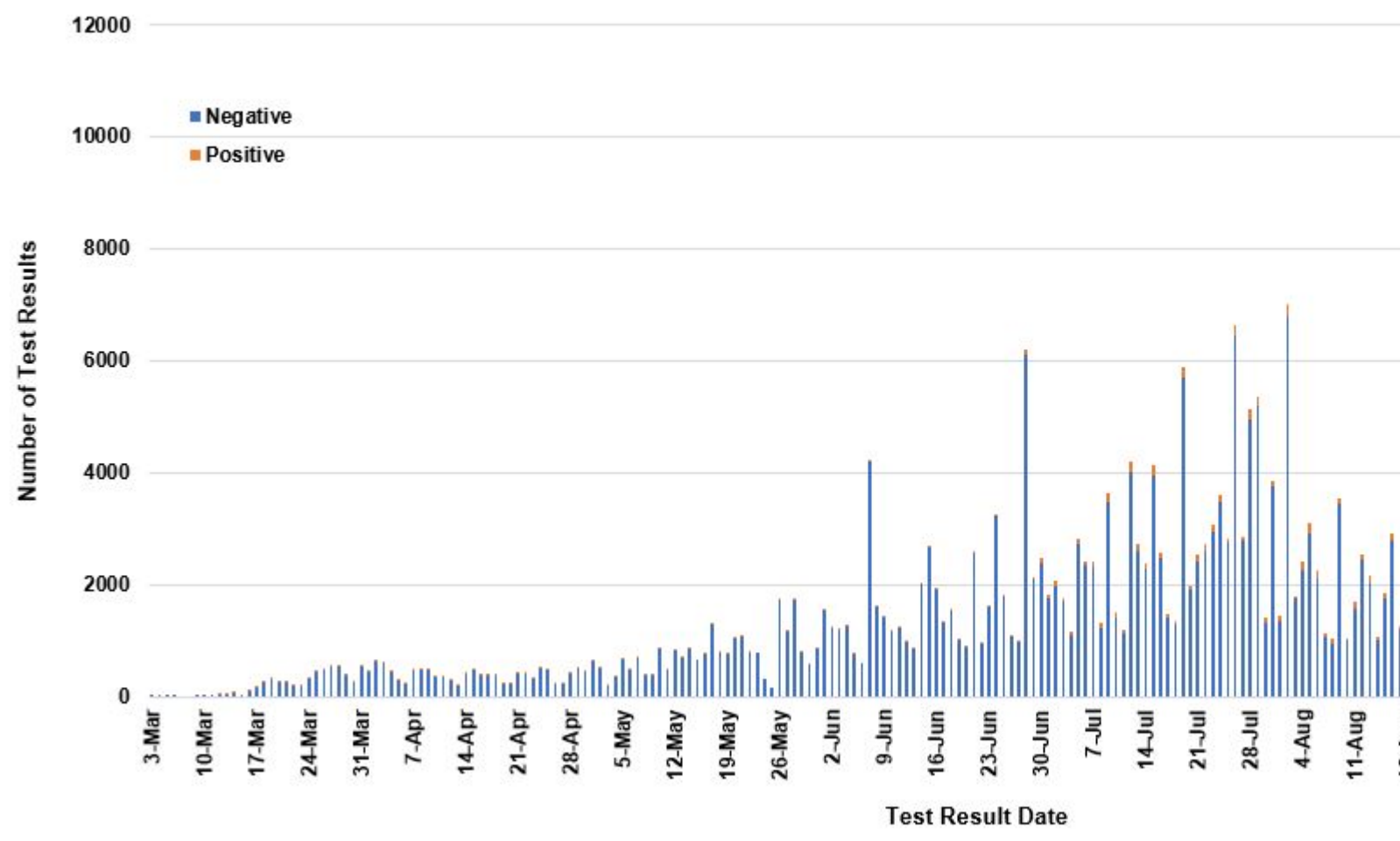
\* Community transmission - a community has identified cases who are unable to be linked with other known cases or travel. This status has been determined after consultation between state and local health departments.

### COVID-19 Cases in Montana by Date of Illness Onset, 2020 [N=34,252]



Data current as of 11/2/2020

### SARS-Cov-2 PCR Testing at Montana Public Health Laboratory and Reference Laboratories



View your county's test positivity rate at the [Center for Medicare and Medicaid Services' \(CMS\) webpage](#).

Hospitalization Status	Number of Cases (percent of total)
Ever hospitalized	1,373 (4%)
Not Hospitalized	32,879 (96%)
Total	34,252

Age Group	Number of Cases (percent of total)
0-9 years	1,441 (4%)
10-19 years	3,915 (11%)
20-29 years	6,935 (20%)
30-39 years	5,563 (16%)
40-49 years	4,540 (13%)
50-59 years	4,463 (13%)
60-69 years	3,739 (11%)
70-79 years	2,221 (6%)
80-89 years	1,061 (3%)
90-99 years	350 (1%)
100+	24 (<1%)
Total	34,252

Sex	Number of Cases (percent of total)
Female	17,774 (52%)
Male	16,478 (48%)
Total	33,495

Race and Ethnicity	Number of Cases (percent of total)
White	13,247 (39%)
American Indian, Alaska Native, Native Hawaiian, and Pacific Islander	3,736 (11%)
Asian	69 (<1%)
Black or African American	120 (<1%)
Other Race	936 (2%)
Undetermined/Under investigation	16,144 (47%)
Total	34,252
<b>Ethnicity:</b>	
Hispanic/Latino	585 (2%)
Not Hispanic/Latino	14,156 (42%)
Undetermined/Under investigation	19,511 (55%)
Total	34,252

Current Status of Cases	Number of Cases (percent of total)
Hospitalized	386 (1%)
Deceased	386 (1%)
Recovering	11,984 (35%)
Recovered and released from isolation	21,496 (63%)
Total number of cases	34,252

**Location (at time of testing) of individuals diagnosed but not residing or counted in Montana:**

County	Number of Cases (percent of total)
Beaverhead	3 (1%)
Big Horn	1 (<1%)
Carbon	3 (1%)
Cascade	20 (9%)
Custer	4 (2%)
Dawson	3 (1%)
Deer Lodge	1 (<1%)
Fallon	1 (<1%)
Fergus	2 (1%)
Flathead	46 (19%)
Gallatin	49 (20%)
Glacier	1 (<1%)
Granite	1 (<1%)
Lake	10 (4%)
Lewis and Clark	6 (2%)
Lincoln	3 (1%)
Madison	27 (11%)
Meagher	1 (<1%)
Missoula	17 (7%)
Park	10 (3%)
Powell	1 (<1%)
Ravalli	8 (3%)
Silver Bow	5 (2%)
Stillwater	2 (1%)
Sweet Grass	3 (1%)
Toole	2 (1%)
Yellowstone	20 (9%)
Total	250

*Cases reported in the tables above include 13 residents of other states who were tested, isolated and/or hospitalized in Montana during the early phases of the pandemic. As COVID-19 is now widespread across the United States, data no longer include out-of-state residents who test positive in Montana in order to align with Council of State and Territorial Epidemiologists guidelines that classify cases by the individual's usual state of residence. This is standard practice for all communicable diseases to ensure accurate case reporting for Montana and the US. Additional individuals were diagnosed in Montana but are not included due to residency and/or the transient nature of their visit to the state: data for these individuals are reflected in the table immediately above.*