


Coronavirus Disease 2019 (COVID-19)



**Current Montana
COVID-19 Epi
Profile**



**COVID-19 in
Montana
Schools**



**COVID-19 in Long
Term Care and
Assisted Living**



**Hospital Occupancy
and Capacity in
Montana**

[Archive of Montana COVID-19 Epi Profiles](#)



Demographic Information for Confirmed Cases

Data for the following tables are updated daily

COVID-19 Cases in Montana

Total Number of Cases

35,159

- Number of Deaths

399

** Tables and charts are updated by 10 am every morning.*

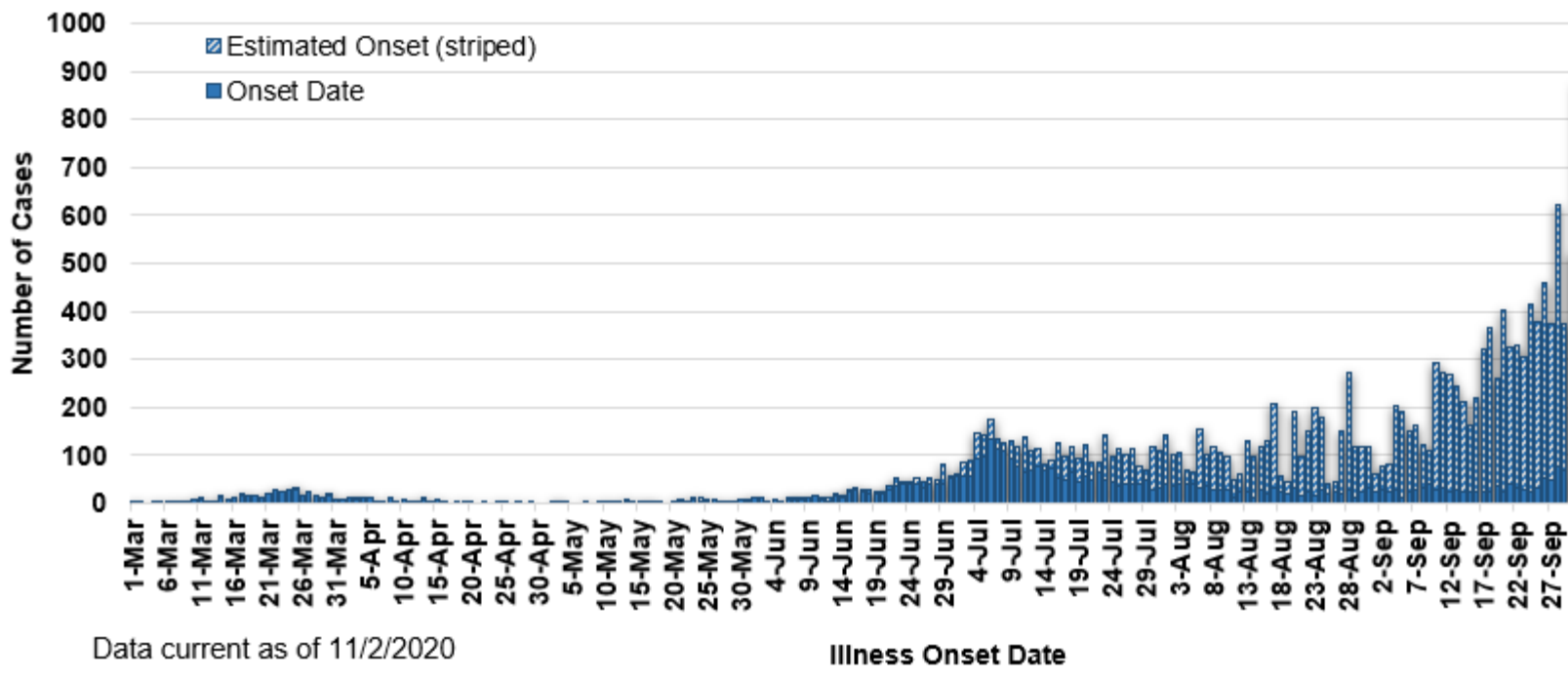
[Click Here: Montana COVID-19 Case Map](#)



| County of Residence | Number of Cases | Number of Deaths | Community Transmission* |
|---------------------|-----------------|------------------|-------------------------|
| Beaverhead | 308 | 1 | Yes |
| Big Horn | 1,431 | 39 | Yes |
| Blaine | 385 | 7 | |
| Broadwater | 94 | | |
| Carbon | 284 | 1 | |
| Carter | 77 | 2 | |
| Cascade | 2,374 | 16 | Yes |
| Chouteau | 126 | | |
| Custer | 367 | 5 | Yes |
| Daniels | 49 | 3 | |
| Dawson | 296 | 4 | |
| Deer Lodge | 492 | 3 | |
| Fallon | 96 | | |
| Fergus | 270 | 2 | |
| Flathead | 3,750 | 27 | Yes |
| Gallatin | 3,743 | 9 | Yes |
| Garfield | 30 | | |
| Glacier | 1,049 | 16 | Yes |
| Golden Valley | 16 | | |
| Granite | 74 | | |
| Hill | 934 | 20 | |
| Jefferson | 197 | | |
| Judith Basin | 18 | | |
| Lake | 656 | 7 | |
| Lewis and Clark | 1,173 | 6 | Yes |
| Liberty | 38 | | |
| Lincoln | 343 | 6 | Yes |
| Madison | 214 | 1 | Yes |
| McCone | 68 | | |
| Meagher | 91 | 5 | Yes |
| Mineral | 17 | | |
| Missoula | 2,534 | 23 | Yes |
| Musselshell | 130 | 2 | |
| Park | 295 | | |
| Petroleum | 4 | | |
| Phillips | 196 | 1 | |
| Pondera | 196 | 1 | |
| Powder River | 67 | 5 | |
| Powell | 198 | | |
| Prairie | 33 | | |
| Ravalli | 577 | 4 | Yes |
| Richland | 365 | 6 | |
| Roosevelt | 1,043 | 30 | |
| Rosebud | 870 | 21 | Yes |
| Sanders | 113 | 2 | |
| Sheridan | 93 | | |
| Silver Bow | 699 | 5 | Yes |
| Stillwater | 248 | 3 | |
| Sweet Grass | 110 | 2 | |
| Teton | 94 | 1 | Yes |
| Toole | 430 | 8 | |
| Treasure | 24 | 1 | |
| Valley | 401 | 5 | |
| Wheatland | 74 | 3 | |
| Wibaux | 45 | | |
| Yellowstone | 7,260 | 96 | Yes |
| Total | 35,159 | 399 | |

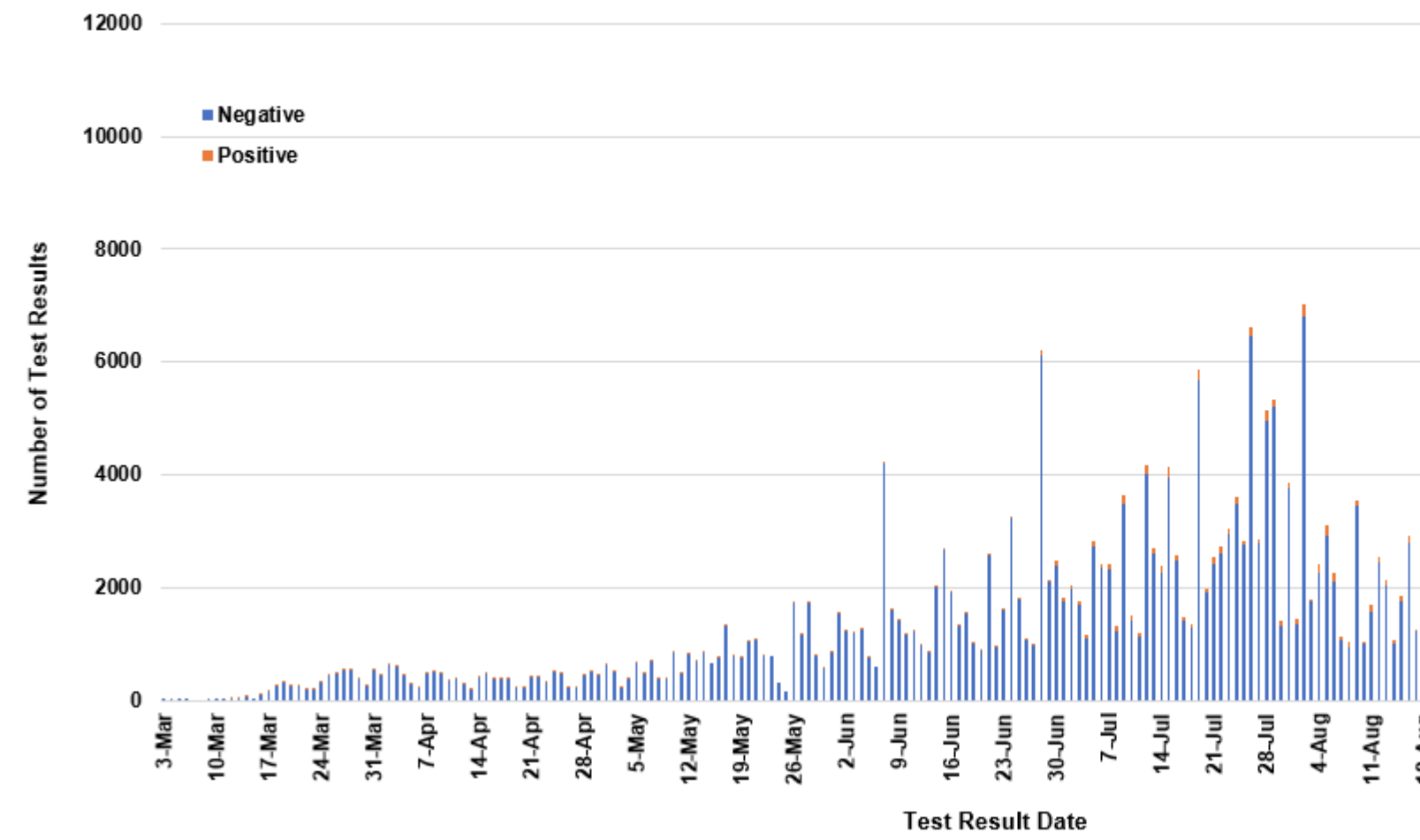
* Community transmission - a community has identified cases who are unable to be linked with other known cases or travel. This status has been determined after consultation between state and local health departments.

COVID-19 Cases in Montana by Date of Illness Onset, 2020 [N=35,159]



Data current as of 11/2/2020

SARS-Cov-2 PCR Testing at Montana Public Health Laboratory and Reference Laboratories



View your county's test positivity rate at the [Center for Medicare and Medicaid Services' \(CMS\) webpage](#).

| Hospitalization Status | Number of Cases (percent of total) |
|------------------------|------------------------------------|
| Ever hospitalized | 1,384 (4%) |
| Not Hospitalized | 33,775 (96%) |
| Total | 35,159 |

| Age Group | Number of Cases (percent of total) |
|-------------|------------------------------------|
| 0-9 years | 1,466 (4%) |
| 10-19 years | 4,017 (11%) |
| 20-29 years | 7,112 (20%) |
| 30-39 years | 5,745 (16%) |
| 40-49 years | 4,670 (13%) |
| 50-59 years | 4,582 (13%) |
| 60-69 years | 3,827 (11%) |
| 70-79 years | 2,271 (6%) |
| 80-89 years | 1,084 (3%) |
| 90-99 years | 360 (1%) |
| 100+ | 25 (<1%) |
| Total | 35,159 |

| Sex | Number of Cases (percent of total) |
|--------|------------------------------------|
| Female | 18,208 (52%) |
| Male | 16,951 (48%) |
| Total | 35,159 |

| Race and Ethnicity | Number of Cases (percent of total) |
|---|------------------------------------|
| White | 13,539 (39%) |
| American Indian, Alaska Native, Native Hawaiian, and Pacific Islander | 3,798 (11%) |
| Asian | 70 (<1%) |
| Black or African American | 121 (<1%) |
| Other Race | 1,040 (2%) |
| Undetermined/Under investigation | 16,591 (47%) |
| Total | 35,159 |
| Ethnicity: | |
| Hispanic/Latino | 593 (2%) |
| Not Hispanic/Latino | 14,447 (42%) |
| Undetermined/Under investigation | 20,119 (55%) |
| Total | 35,159 |

| Current Status of Cases | Number of Cases (percent of total) |
|---------------------------------------|------------------------------------|
| Hospitalized | 389 (1%) |
| Deceased | 399 (1%) |
| Recovering | 12,381 (35%) |
| Recovered and released from isolation | 21,990 (63%) |
| Total number of cases | 35,159 |

Location (at time of testing) of individuals diagnosed but not residing or counted in Montana:

| County | Number of Cases (percent of total) |
|-----------------|------------------------------------|
| Beaverhead | 3 (1%) |
| Big Horn | 1 (<1%) |
| Carbon | 3 (1%) |
| Cascade | 20 (9%) |
| Custer | 4 (2%) |
| Dawson | 3 (1%) |
| Deer Lodge | 1 (<1%) |
| Fallon | 1 (<1%) |
| Fergus | 2 (1%) |
| Flathead | 46 (19%) |
| Gallatin | 49 (20%) |
| Glacier | 1 (<1%) |
| Granite | 1 (<1%) |
| Lake | 10 (4%) |
| Lewis and Clark | 6 (2%) |
| Lincoln | 3 (1%) |
| Madison | 27 (11%) |
| Meagher | 1 (<1%) |
| Missoula | 17 (7%) |
| Park | 10 (3%) |
| Powell | 1 (<1%) |
| Ravalli | 8 (3%) |
| Silver Bow | 5 (2%) |
| Stillwater | 2 (1%) |
| Sweet Grass | 3 (1%) |
| Toole | 2 (1%) |
| Yellowstone | 20 (9%) |
| Total | 250 |

Cases reported in the tables above include 13 residents of other states who were tested, isolated and/or hospitalized in Montana during the early phases of the pandemic. As COVID-19 is now widespread across the United States, data no longer include out-of-state residents who test positive in Montana in order to align with Council of State and Territorial Epidemiologists guidelines that classify cases by the individual's usual state of residence. This is standard practice for all communicable diseases to ensure accurate case reporting for Montana and the US. Additional individuals were diagnosed in Montana but are not included due to residency and/or the transient nature of their visit to the state: data for these individuals are reflected in the table immediately above.