

**Sheila Hogan, Director**

**Children/Families**

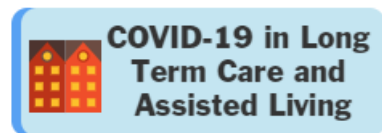

**Disabilities**

**Seniors**

**Health**

[Home](#) » [Public Health & Safety](#) » [Communicable Disease Epidemiology](#) » [Diseases A to Z](#) » [Coronavirus](#) » [Demographics](#)

## Coronavirus Disease 2019 (COVID-19)



### [Archive of Montana COVID-19 Epi Profiles](#)



## Demographic Information for Confirmed Cases

Data for the following tables are updated daily

COVID-19 Cases in Montana	
Total Number of Cases	35,159
- Number of Deaths	399

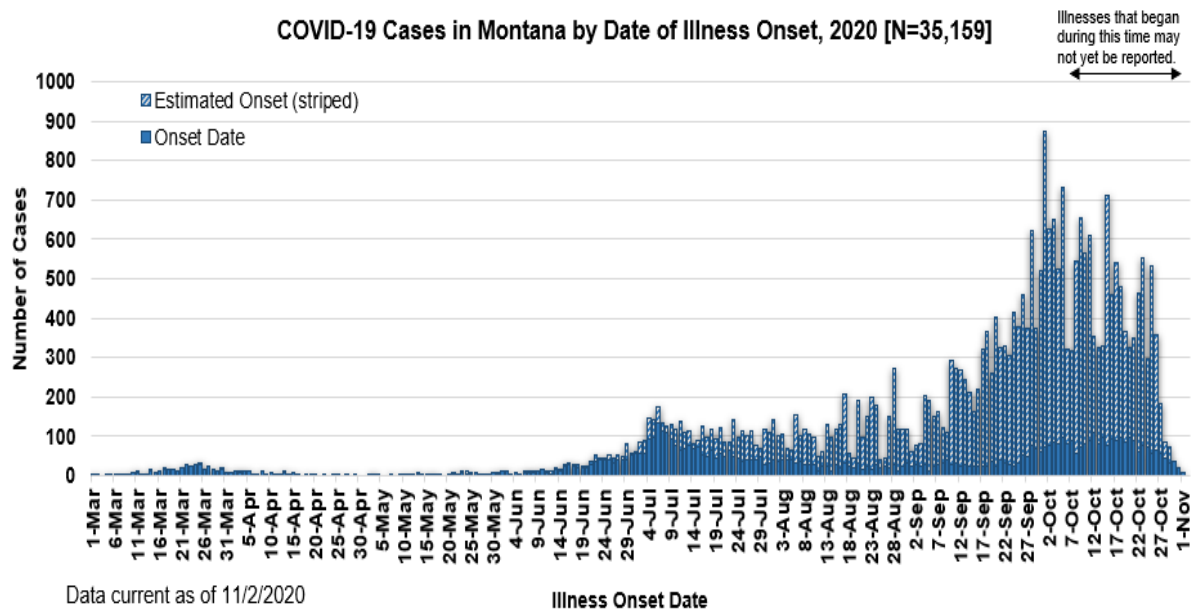
*\* Tables and charts are updated by 10 am every morning.*

County of Residence	Number of Cases	Number of Deaths	Community Transmission*
Beaverhead	308	1	Yes
Big Horn	1,431	39	Yes
Blaine	385	7	
Broadwater	94		
Carbon	284	1	

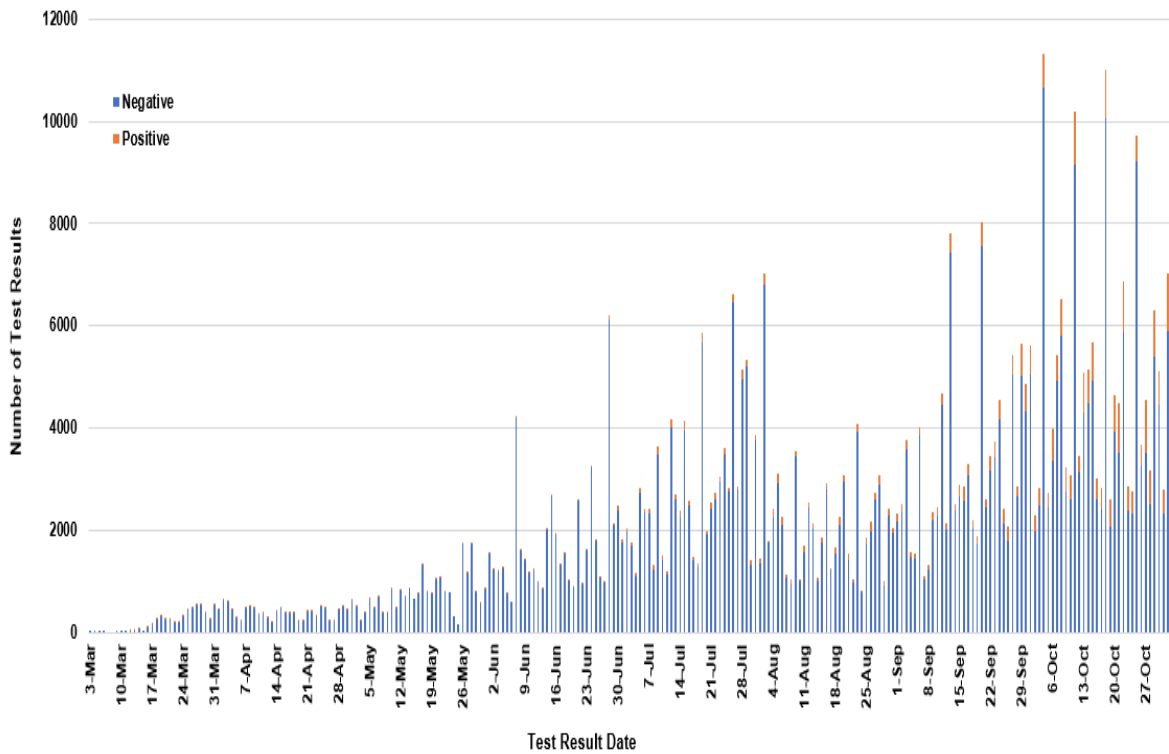
<b>County of Residence</b>	<b>Number of Cases</b>	<b>Number of Deaths</b>	<b>Community Transmission*</b>
Carter	77	2	
Cascade	2,374	16	Yes
Chouteau	126		
Custer	367	5	Yes
Daniels	49	3	
Dawson	296	4	
Deer Lodge	492	3	
Fallon	96		
Fergus	270	2	
Flathead	3,750	27	Yes
Gallatin	3,743	9	Yes
Garfield	30		
Glacier	1,049	16	Yes
Golden Valley	16		
Granite	74		
Hill	934	20	
Jefferson	197		
Judith Basin	18		
Lake	656	7	
Lewis and Clark	1,173	6	Yes
Liberty	38		
Lincoln	343	6	Yes
Madison	214	1	Yes
McCone	68		
Meagher	91	5	Yes
Mineral	17		
Missoula	2,534	23	Yes
Musselshell	130	2	
Park	295		
Petroleum	4		
Phillips	196	1	
Pondera	196	1	
Powder River	67	5	
Powell	198		
Prairie	33		
Ravalli	577	4	Yes
Richland	365	6	
Roosevelt	1,043	30	

County of Residence	Number of Cases	Number of Deaths	Community Transmission*
Rosebud	870	21	Yes
Sanders	113	2	
Sheridan	93		
Silver Bow	699	5	Yes
Stillwater	248	3	
Sweet Grass	110	2	
Teton	94	1	Yes
Toole	430	8	
Treasure	24	1	
Valley	401	5	
Wheatland	74	3	
Wibaux	45		
Yellowstone	7,260	96	Yes
Total	35,159	399	

\* Community transmission - a community has identified cases who are unable to be linked with other known cases or travel. This status has been determined after consultation between state and local health departments.



SARS-Cov-2 PCR Testing at Montana Public Health Laboratory and Reference Laboratories, Montana 2020 [n=512,524]



View your county's test positivity rate at the [Center for Medicare and Medicaid Services' \(CMS\) webpage](#).

Hospitalization Status	Number of Cases (percent of total)
Ever hospitalized	1,384 (4%)
Not Hospitalized	33,775 (96%)
Total	35,159

Age Group	Number of Cases (percent of total)
0-9 years	1,466 (4%)
10-19 years	4,017 (11%)
20-29 years	7,112 (20%)
30-39 years	5,745 (16%)
40-49 years	4,670 (13%)
50-59 years	4,582 (13%)
60-69 years	3,827 (11%)

Age Group	Number of Cases (percent of total)
70-79 years	2,271 (6%)
80-89 years	1,084 (3%)
90-99 years	360 (1%)
100+	25 (<1%)
Total	35,159

Sex	Number of Cases (percent of total)
Female	18,208 (52%)
Male	16,951 (48%)
Total	35,159

Race and Ethnicity	Number of Cases (percent of total)
White	13,539 (39%)
American Indian, Alaska Native, Native Hawaiian, and Pacific Islander	3,798 (11%)
Asian	70 (<1%)
Black or African American	121 (<1%)
Other Race	1,040 (2%)
Undetermined/Under investigation	16,591 (47%)
Total	35,159
<b>Ethnicity:</b>	
Hispanic/Latino	593 (2%)
Not Hispanic/Latino	14,447 (42%)
Undetermined/Under investigation	20,119 (55%)
Total	35,159

Current Status of Cases	Number of Cases (percent of total)
Hospitalized	389 (1%)
Deceased	399 (1%)
Recovering	12,381 (35%)

Current Status of Cases	Number of Cases (percent of total)
Recovered and released from isolation	21,990 (63%)
Total number of cases	35,159

**Location (at time of testing) of individuals diagnosed but not residing or counted in Montana:**

County	Number of Cases (percent of total)
Beaverhead	3 (1%)
Big Horn	1 (<1%)
Carbon	3 (1%)
Cascade	20 (9%)
Custer	4 (2%)
Dawson	3 (1%)
Deer Lodge	1 (<1%)
Fallon	1 (<1%)
Fergus	2 (1%)
Flathead	46 (19%)
Gallatin	49 (20%)
Glacier	1 (<1%)
Granite	1 (<1%)
Lake	10 (4%)
Lewis and Clark	6 (2%)
Lincoln	3 (1%)
Madison	27 (11%)
Meagher	1 (<1%)
Missoula	17 (7%)
Park	10 (3%)
Powell	1 (<1%)
Ravalli	8 (3%)
Silver Bow	5 (2%)
Stillwater	2 (1%)
Sweet Grass	3 (1%)
Toole	2 (1%)
Yellowstone	20 (9%)
Total	250

*Cases reported in the tables above include 13 residents of other states who were tested, isolated and/or hospitalized in Montana during the early phases of the pandemic. As COVID-19 is now widespread across the United States, data no longer include out-of-state residents who test positive in Montana in order to align with Council of State and Territorial Epidemiologists guidelines that classify cases by the individual's usual state of residence. This is standard practice for all communicable diseases to ensure accurate case reporting for Montana and the US. Additional individuals were diagnosed in Montana but are not included due to residency and/or*

the transient nature of their visit to the state: data for these individuals are reflected in the table immediately above.



## Communicable Disease Epidemiology Staff Listing



To submit a question or comment to the Communicable Disease Epidemiology Program, please click on the suggestion box to access our online form.

 [Diseases A-Z](#)

 [Disease Reporting](#)

 [Data and Reports](#)

 [Contact Us](#)

Other Program Areas

 [Tuberculosis \(TB\)](#)

 [Healthcare Associated Infections \(HAI\)](#)

 [Sexually Transmitted Diseases \(HIV/STD\)](#)

 [Antimicrobial Resistance](#)

 [Follow DPHHS](#)

*The DPHHS CDEpi Section mission is to create, maintain, support, and strengthen routine surveillance and detection systems and epidemiological investigation processes, as well as to expand these systems and processes in response to incidents of public health significance.*

[Nondiscrimination Notice/Policy](#)

[Notice of Use of Protected Health Information](#)

[Disclaimer](#)

[Contact Webmaster](#)

[Language Assistance Available](#)

[Español](#) | [Deutsch](#) | [繁體中文](#) | [日本語](#) | [Tagalog](#) | [Français](#) | [Русский](#) | [한국어](#) | [العربية](#) | [ไทย](#) | [Norsk](#) | [Tiếng Việt](#) | [український](#) | [Pennsilfaanisch Deitsch](#) | [Italiano](#)

