

### Coronavirus Disease 2019 (COVID-19)



**Current Montana  
COVID-19 Epi  
Profile**



**COVID-19 in  
Montana  
Schools**



**COVID-19 in Long  
Term Care and  
Assisted Living**



**Hospital Occupancy  
and Capacity in  
Montana**

[Archive of Montana COVID-19 Epi Profiles](#)



#### Demographic Information for Confirmed Cases

Data for the following tables are updated daily

#### COVID-19 Cases in Montana

Total Number of Cases

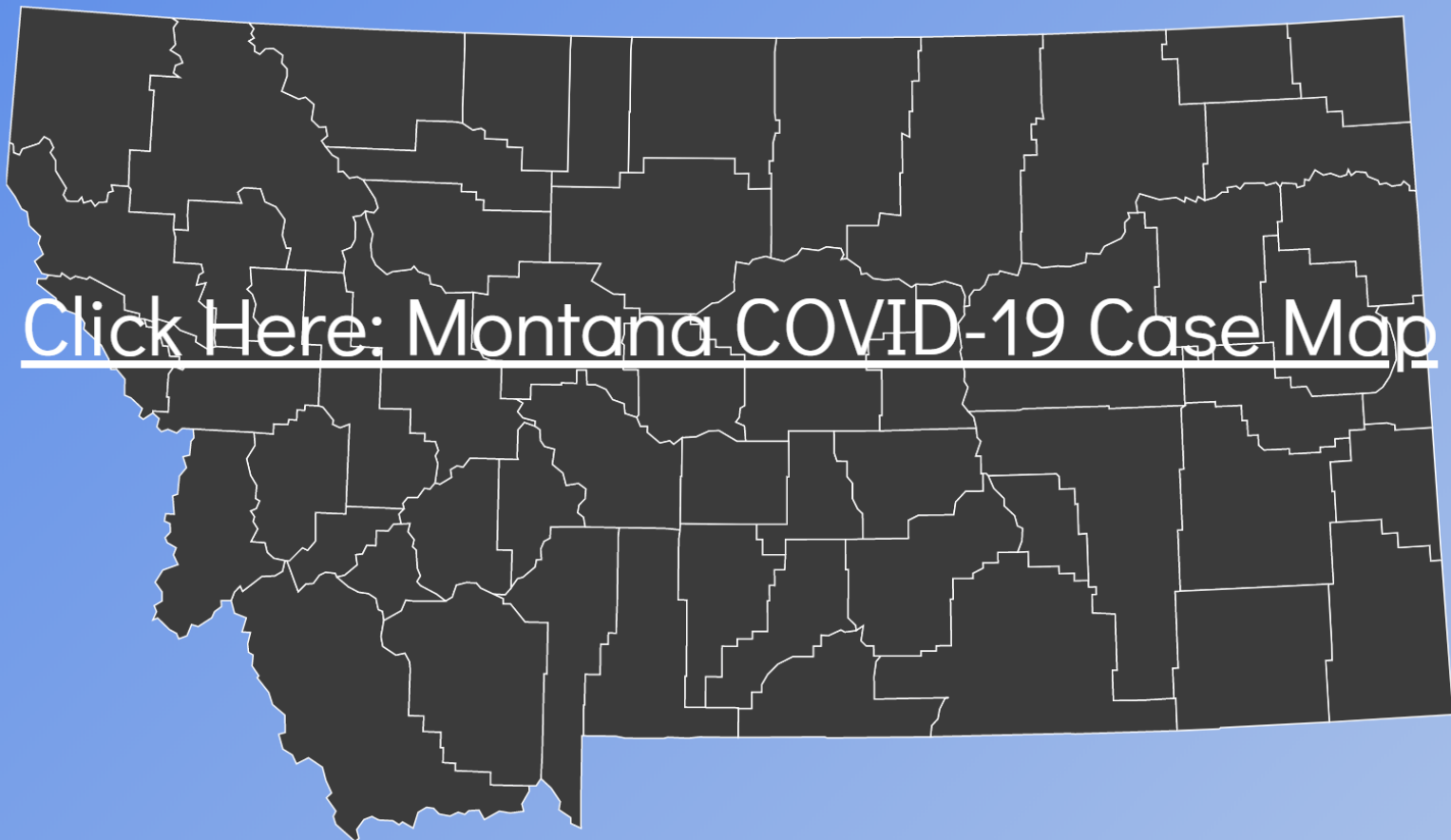
35,955

- Number of Deaths

404

*\* Tables and charts are updated by 10 am every morning.*

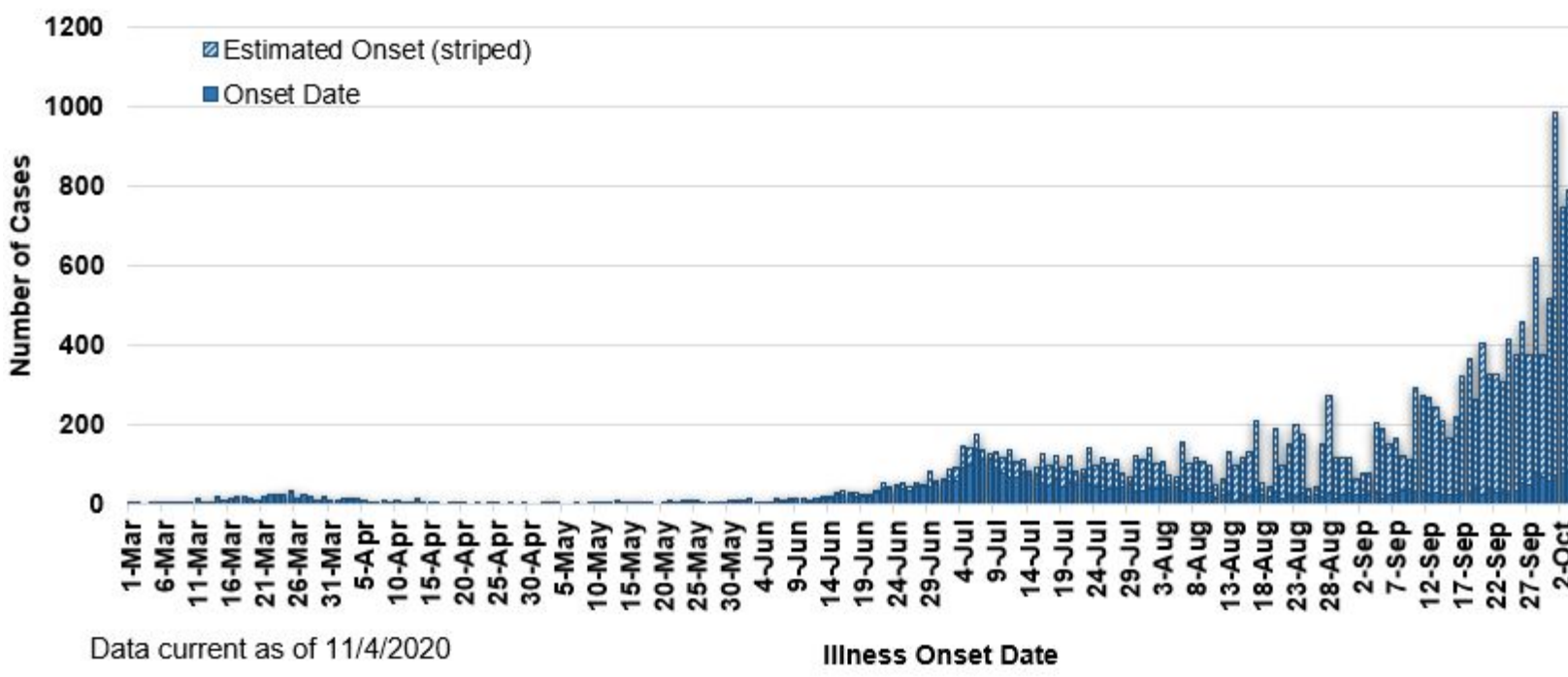
[Click Here: Montana COVID-19 Case Map](#)



County of Residence	Number of Cases	Number of Deaths	Community Transmission*
Beaverhead	309	1	Yes
Big Horn	1,478	40	Yes
Blaine	397	8	
Broadwater	94		
Carbon	288	1	
Carter	77	2	
Cascade	2,472	16	Yes
Chouteau	130		
Custer	371	5	Yes
Daniels	55	3	
Dawson	297	4	
Deer Lodge	500	5	
Fallon	96		
Fergus	271	2	
Flathead	3,847	27	Yes
Gallatin	3,909	9	Yes
Garfield	31		
Glacier	1,069	16	Yes
Golden Valley	16		
Granite	74		
Hill	970	20	
Jefferson	197		
Judith Basin	18		
Lake	665	7	
Lewis and Clark	1,214	6	Yes
Liberty	38		
Lincoln	346	6	Yes
Madison	216	1	Yes
McCone	68		
Meagher	91	5	Yes
Mineral	17		
Missoula	2,607	24	Yes
Musselshell	130	2	
Park	296		
Petroleum	4		
Phillips	197	1	
Pondera	198	1	
Powder River	67	5	
Powell	210		
Prairie	35		
Ravalli	595	4	Yes
Richland	370	6	
Roosevelt	1,045	30	
Rosebud	873	21	Yes
Sanders	117	2	
Sheridan	97		
Silver Bow	699	5	Yes
Stillwater	259	3	
Sweet Grass	117	2	
Teton	95	1	Yes
Toole	448	8	
Treasure	24	1	
Valley	405	5	
Wheatland	74	3	
Wibaux	45		
Yellowstone	7,327	96	Yes
Total	35,955	404	

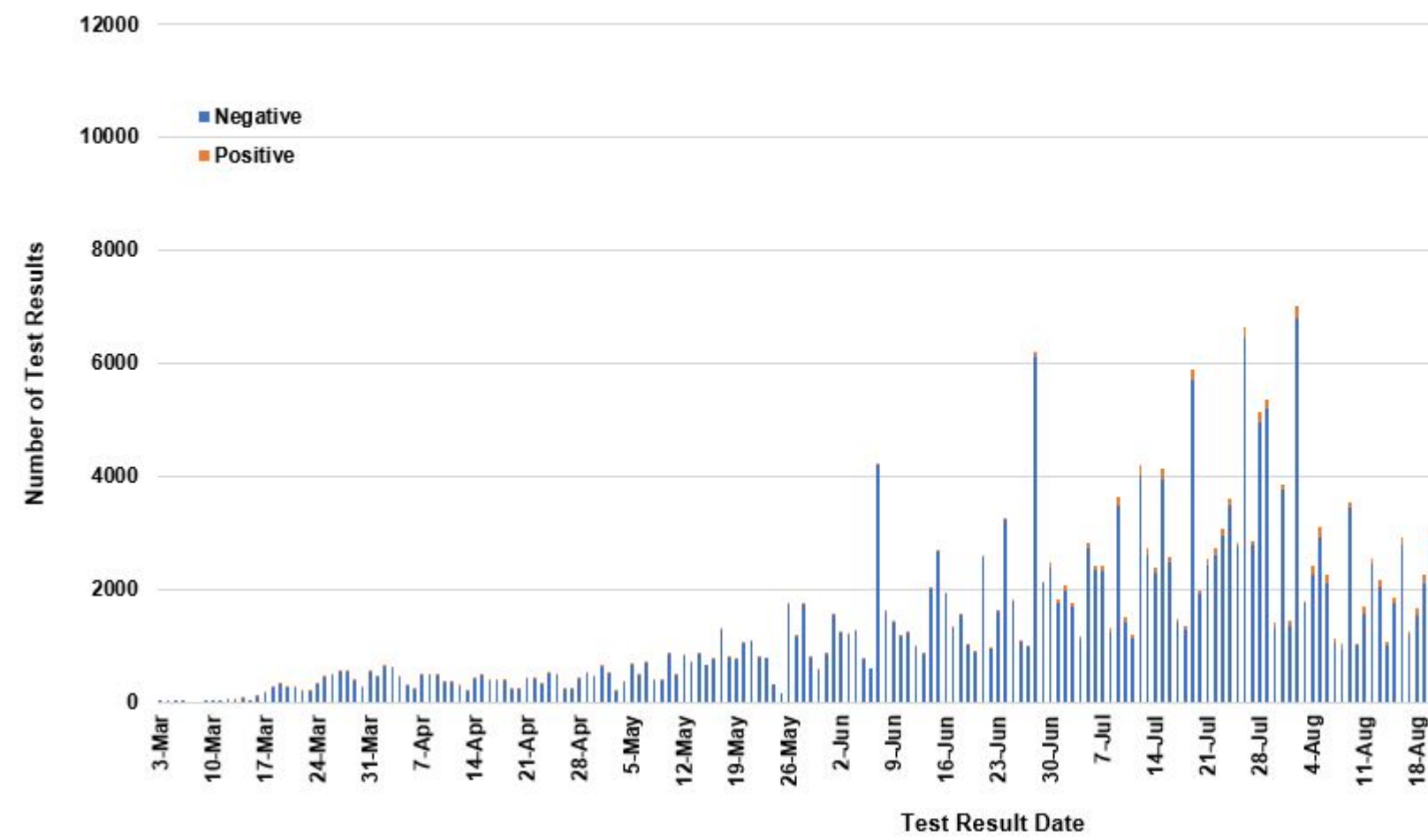
\* Community transmission - a community has identified cases who are unable to be linked with other known cases or travel. This status has been determined after consultation between state and local health departments.

### COVID-19 Cases in Montana by Date of Illness Onset, 2020 [N=35,955]



Data current as of 11/4/2020

### SARS-Cov-2 PCR Testing at Montana Public Health Laboratory and Reference Laboratories



View your county's test positivity rate at the [Center for Medicare and Medicaid Services' \(CMS\) webpage](#).

Hospitalization Status	Number of Cases (percent of total)
Ever hospitalized	1,402 (4%)
Not Hospitalized	34,553 (96%)
Total	35,955

Age Group	Number of Cases (percent of total)
0-9 years	1,491 (4%)
10-19 years	4,096 (11%)
20-29 years	7,262 (20%)
30-39 years	5,864 (16%)
40-49 years	4,820 (13%)
50-59 years	4,680 (13%)
60-69 years	3,918 (11%)
70-79 years	2,324 (6%)
80-89 years	1,107 (3%)
90-99 years	366 (1%)
100+	27 (<1%)
Total	35,955

Sex	Number of Cases (percent of total)
Female	18,611 (52%)
Male	17,343 (48%)
Total	35,955

Race and Ethnicity	Number of Cases (percent of total)
White	13,819 (38%)
American Indian, Alaska Native, Native Hawaiian, and Pacific Islander	3,848 (11%)
Asian	71 (<1%)
Black or African American	122 (<1%)
Other Race	1,094 (3%)
Undetermined/Under investigation	17,001 (47%)
Total	35,955
<b>Ethnicity:</b>	
Hispanic/Latino	596 (2%)
Not Hispanic/Latino	14,667 (41%)
Undetermined/Under investigation	20,692 (58%)
Total	35,955

Current Status of Cases	Number of Cases (percent of total)
Hospitalized	399 (1%)
Deceased	404 (1%)
Recovering	13,006 (36%)
Recovered and released from isolation	22,146 (62%)
Total number of cases	35,955

**Location (at time of testing) of individuals diagnosed but not residing or counted in Montana:**

County	Number of Cases (percent of total)
Beaverhead	3 (1%)
Big Horn	1 (<1%)
Carbon	3 (1%)
Cascade	20 (9%)
Custer	4 (2%)
Dawson	3 (1%)
Deer Lodge	1 (<1%)
Fallon	1 (<1%)
Fergus	2 (1%)
Flathead	46 (19%)
Gallatin	49 (20%)
Glacier	1 (<1%)
Granite	1 (<1%)
Lake	10 (4%)
Lewis and Clark	6 (2%)
Lincoln	3 (1%)
Madison	27 (11%)
Meagher	1 (<1%)
Missoula	17 (7%)
Park	10 (3%)
Powell	1 (<1%)
Ravalli	8 (3%)
Silver Bow	5 (2%)
Stillwater	2 (1%)
Sweet Grass	3 (1%)
Toole	2 (1%)
Yellowstone	20 (9%)
Total	250

*Cases reported in the tables above include 13 residents of other states who were tested, isolated and/or hospitalized in Montana during the early phases of the pandemic. As COVID-19 is now widespread across the United States, data no longer include out-of-state residents who test positive in Montana in order to align with Council of State and Territorial Epidemiologists guidelines that classify cases by the individual's usual state of residence. This is standard practice for all communicable diseases to ensure accurate case reporting for Montana and the US. Additional individuals were diagnosed in Montana but are not included due to residency and/or the transient nature of their visit to the state: data for these individuals are reflected in the table immediately above.*