

Sheila Hogan, Director

Children/Families

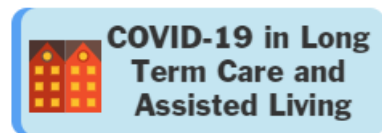

Disabilities

Seniors

Health

[Home](#) » [Public Health & Safety](#) » [Communicable Disease Epidemiology](#) » [Diseases A to Z](#) » [Coronavirus](#) » [Demographics](#)

Coronavirus Disease 2019 (COVID-19)



[Archive of Montana COVID-19 Epi Profiles](#)



Demographic Information for Confirmed Cases

Data for the following tables are updated daily

COVID-19 Cases in Montana	
Total Number of Cases	37,947
- Number of Deaths	419

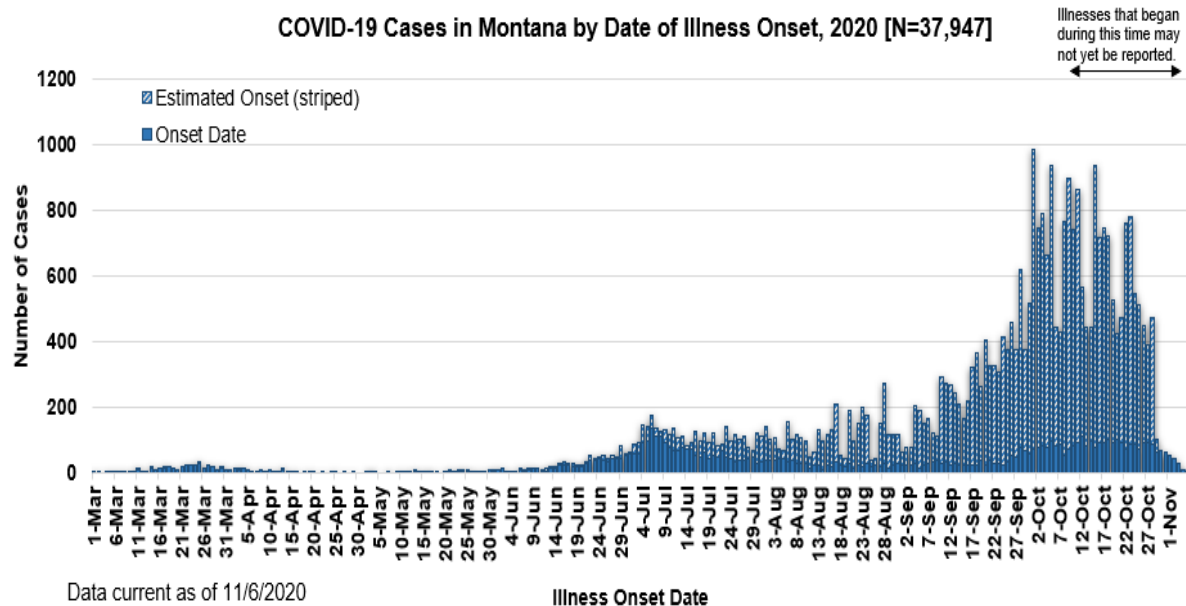
** Tables and charts are updated by 10 am every morning.*

County of Residence	Number of Cases	Number of Deaths	Community Transmission*
Beaverhead	323	2	Yes
Big Horn	1,512	40	Yes
Blaine	398	8	
Broadwater	107		

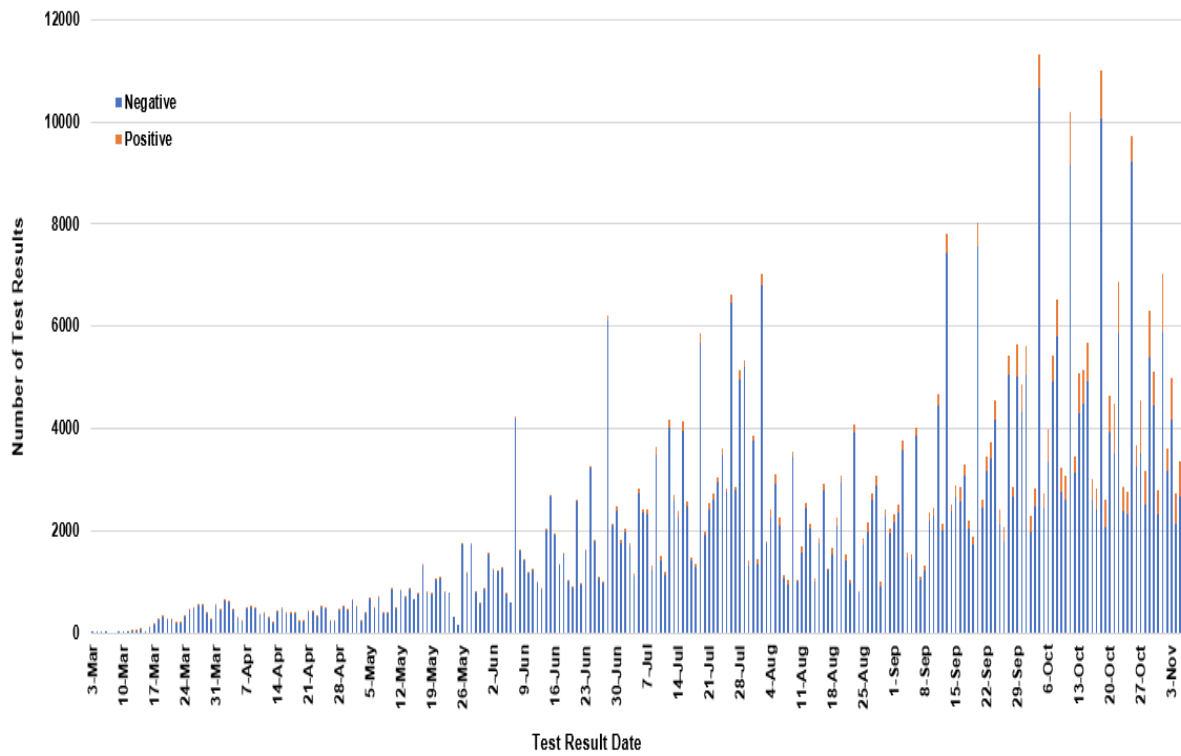
County of Residence	Number of Cases	Number of Deaths	Community Transmission*
Carbon	310	1	
Carter	84	2	
Cascade	2,795	16	Yes
Chouteau	154		
Custer	404	5	Yes
Daniels	55	3	
Dawson	331	4	
Deer Lodge	503	6	
Fallon	108		
Fergus	296	2	
Flathead	3,960	27	Yes
Gallatin	4,145	10	Yes
Garfield	31		
Glacier	1,120	16	Yes
Golden Valley	16		
Granite	83		
Hill	1,006	20	
Jefferson	221		
Judith Basin	19		
Lake	692	7	
Lewis and Clark	1,311	7	Yes
Liberty	39	1	
Lincoln	370	6	Yes
Madison	239	1	Yes
McCone	71		
Meagher	94	5	Yes
Mineral	17		
Missoula	2,767	26	Yes
Musselshell	140	2	
Park	313		
Petroleum	4		
Phillips	210	3	
Pondera	200	1	
Powder River	71	5	
Powell	291	1	
Prairie	36		
Ravalli	628	4	Yes

County of Residence	Number of Cases	Number of Deaths	Community Transmission*
Richland	376	6	
Roosevelt	1,088	31	
Rosebud	891	21	Yes
Sanders	120	2	
Sheridan	111		
Silver Bow	786	7	Yes
Stillwater	268	4	
Sweet Grass	129	2	
Teton	109	1	Yes
Toole	463	8	
Treasure	24	1	
Valley	433	5	
Wheatland	76	3	
Wibaux	47		
Yellowstone	7,551	97	Yes
Total	37,947	419	

* Community transmission - a community has identified cases who are unable to be linked with other known cases or travel. This status has been determined after consultation between state and local health departments.



SARS-Cov-2 PCR Testing at Montana Public Health Laboratory and Reference Laboratories, Montana 2020 [n=523,596]



View your county's test positivity rate at the [Center for Medicare and Medicaid Services' \(CMS\) webpage](#).

Hospitalization Status	Number of Cases (percent of total)
Ever hospitalized	1,447 (4%)
Not Hospitalized	36,500 (96%)
Total	37,947

Age Group	Number of Cases (percent of total)
0-9 years	1,579 (4%)
10-19 years	4,349 (11%)
20-29 years	7,654 (20%)
30-39 years	6,158 (16%)
40-49 years	5,085 (13%)
50-59 years	4,976 (13%)
60-69 years	4,149 (11%)

Age Group	Number of Cases (percent of total)
70-79 years	2,437 (6%)
80-89 years	1,154 (3%)
90-99 years	382 (1%)
100+	24 (<1%)
Total	37,947

Sex	Number of Cases (percent of total)
Female	19,662 (52%)
Male	18,285 (48%)
Total	37,947

Race and Ethnicity	Number of Cases (percent of total)
White	14,646 (38%)
American Indian, Alaska Native, Native Hawaiian, and Pacific Islander	3,978 (11%)
Asian	74 (<1%)
Black or African American	127 (<1%)
Other Race	1,260 (3%)
Undetermined/Under investigation	17,862 (47%)
Total	37,947
Ethnicity:	
Hispanic/Latino	629 (2%)
Not Hispanic/Latino	15,468 (41%)
Undetermined/Under investigation	21,850 (58%)
Total	37,947

Current Status of Cases	Number of Cases (percent of total)
Hospitalized	417 (1%)
Deceased	419 (1%)
Recovering	13,504 (36%)

Current Status of Cases	Number of Cases (percent of total)
Recovered and released from isolation	23,607 (62%)
Total number of cases	37,947

Location (at time of testing) of individuals diagnosed but not residing or counted in Montana:

County	Number of Cases (percent of total)
Beaverhead	3 (1%)
Big Horn	1 (<1%)
Carbon	3 (1%)
Cascade	20 (9%)
Custer	4 (2%)
Dawson	3 (1%)
Deer Lodge	1 (<1%)
Fallon	1 (<1%)
Fergus	2 (1%)
Flathead	46 (19%)
Gallatin	49 (20%)
Glacier	1 (<1%)
Granite	1 (<1%)
Lake	10 (4%)
Lewis and Clark	6 (2%)
Lincoln	3 (1%)
Madison	27 (11%)
Meagher	1 (<1%)
Missoula	17 (7%)
Park	10 (3%)
Powell	1 (<1%)
Ravalli	8 (3%)
Silver Bow	5 (2%)
Stillwater	2 (1%)
Sweet Grass	3 (1%)
Toole	2 (1%)
Yellowstone	20 (9%)
Total	250

Cases reported in the tables above include **13** residents of other states who were tested, isolated and/or hospitalized in Montana during the early phases of the pandemic. As COVID-19 is now widespread across the United States, data no longer include out-of-state residents who test positive in Montana in order to align with Council of State and Territorial Epidemiologists guidelines that classify cases by the individual's usual state of residence. This is standard practice for all communicable diseases to ensure accurate case reporting for Montana and the US. Additional individuals were diagnosed in Montana but are not included due to residency and/or

the transient nature of their visit to the state: data for these individuals are reflected in the table immediately above.



Communicable Disease Epidemiology Staff Listing



To submit a question or comment to the Communicable Disease Epidemiology Program, please click on the suggestion box to access our online form.

 [Diseases A-Z](#)

 [Disease Reporting](#)

 [Data and Reports](#)

 [Contact Us](#)

Other Program Areas

 [Tuberculosis \(TB\)](#)

 [Healthcare Associated Infections \(HAI\)](#)

 [Sexually Transmitted Diseases \(HIV/STD\)](#)

 [Antimicrobial Resistance](#)

 [Follow DPHHS](#)

The DPHHS CDEpi Section mission is to create, maintain, support, and strengthen routine surveillance and detection systems and epidemiological investigation processes, as well as to expand these systems and processes in response to incidents of public health significance.

[Nondiscrimination Notice/Policy](#)

[Notice of Use of Protected Health Information](#)

[Disclaimer](#)

[Contact Webmaster](#)

[Language Assistance Available](#)

[Español](#) | [Deutsch](#) | [繁體中文](#) | [日本語](#) | [Tagalog](#) | [Français](#) | [Русский](#) | [한국어](#) | [العربية](#) | [ไทย](#) | [Norsk](#) | [Tiếng Việt](#) | [український](#) | [Pennsilfaanisch Deitsch](#) | [Italiano](#)

