



Coronavirus Disease 2019 (COVID-19)




**Current Montana
COVID-19 Epi
Profile**



**COVID-19 in
Montana
Schools**



**COVID-19 in Long
Term Care and
Assisted Living**



**Hospital Occupancy
and Capacity in
Montana**

[Archive of Montana COVID-19 Epi Profiles](#)



Demographic Information for Confirmed Cases

Data for the following tables are updated daily

COVID-19 Cases in Montana	
Total Number of Cases	43,031
- Number of Deaths	472

** Tables and charts are updated by 11 am every morning.*



[Click Here: Montana COVID-19 Case Map](#)

County of Residence	Number of Cases	Number of Deaths	Community Transmission*
Beaverhead	354	2	Yes
Big Horn	1,577	40	Yes
Blaine	433	8	
Broadwater	126		
Carbon	417	1	
Carter	86	2	
Cascade	2,884	41	Yes
Chouteau	175		
Custer	450	6	Yes
Daniels	61	3	
Dawson	389	7	
Deer Lodge	575	9	
Fallon	137		
Fergus	343	2	
Flathead	4,659	27	Yes
Gallatin	5,101	14	Yes
Garfield	41		
Glacier	1,088	17	Yes
Golden Valley	19		
Granite	86		
Hill	1,078	21	
Jefferson	263		
Judith Basin	29		
Lake	757	7	
Lewis and Clark	1,553	7	Yes
Liberty	39	1	
Lincoln	488	6	Yes

County of Residence	Number of Cases	Number of Deaths	Community Transmission*
Madison	282	1	Yes
McCone	73		
Meagher	97	6	Yes
Mineral	18		
Missoula	3,264	28	Yes
Musselshell	165	2	
Park	394		
Petroleum	4		
Phillips	216	4	
Pondera	204	1	
Powder River	74	5	
Powell	318	1	
Prairie	37		
Ravalli	731	4	Yes
Richland	431	6	
Roosevelt	1,091	35	
Rosebud	911	21	Yes
Sanders	144	2	
Sheridan	172		
Silver Bow	850	12	Yes
Stillwater	314	4	
Sweet Grass	163	2	
Teton	120	1	Yes
Toole	563	8	
Treasure	25	1	
Valley	465	5	
Wheatland	80	3	
Wibaux	51		
Yellowstone	8,3566	98	Yes
Total	43,031	472	

* Community transmission - a community has identified cases who are unable to be linked with other known cases or travel. This status has been determined after consultation between state and local health departments.

View your county's test positivity rate at the [Center for Medicare and Medicaid Services' \(CMS\) webpage](#).

Hospitalization Status	Number of Cases (percent of total)
Ever hospitalized	1,539 (4%)
Not Hospitalized	41,492 (96%)
Total	43,031

Age Group	Number of Cases (percent of total)
0-9 years	1,768 (4%)
10-19 years	4,953 (11%)
20-29 years	8,666 (20%)
30-39 years	6,950 (16%)
40-49 years	5,804 (13%)
50-59 years	5,606 (13%)
60-69 years	4,733 (11%)
70-79 years	2,766 (6%)
80-89 years	1,319 (3%)

Age Group	Number of Cases (percent of total)
90-99 years	435 (1%)
100+	31 (<1%)
Total	43,031

Sex	Number of Cases (percent of total)
Female	22,384(52%)
Male	20,647 (48%)
Total	43,031

Race and Ethnicity	Number of Cases (percent of total)
White	16,645 (38%)
American Indian, Alaska Native, Native Hawaiian, and Pacific Islander	4,065 (11%)
Asian	77 (<1%)
Black or African American	140 (<1%)
Other Race	1,508 (3%)
Undetermined/Under investigation	19,635 (47%)
Total	42,070
Ethnicity:	
Hispanic/Latino	678 (2%)
Not Hispanic/Latino	16,855 (41%)
Undetermined/Under investigation	24,537 (58%)
Total	42,070

Current Status of Cases	Number of Cases (percent of total)
Hospitalized	499 (1%)
Deceased	472 (1%)
Recovering	17,256 (38%)
Recovered and released from isolation	24,804 (60%)
Total number of cases	43,031

Location (at time of testing) of individuals diagnosed but not residing or counted in Montana:

County	Number of Cases (percent of total)
Beaverhead	3 (1%)
Big Horn	1 (<1%)
Carbon	3 (1%)
Cascade	20 (9%)
Custer	4 (2%)
Dawson	3 (1%)
Deer Lodge	1 (<1%)
Fallon	1 (<1%)
Fergus	2 (1%)
Flathead	46 (19%)
Gallatin	49 (20%)
Glacier	1 (<1%)
Granite	1 (<1%)
Lake	10 (4%)
Lewis and Clark	6 (2%)
Lincoln	3 (1%)
Madison	27 (11%)
Meagher	1 (<1%)

County	Number of Cases (percent of total)
Missoula	17 (7%)
Park	10 (3%)
Powell	1 (<1%)
Ravalli	8 (3%)
Silver Bow	5 (2%)
Stillwater	2 (1%)
Sweet Grass	3 (1%)
Toole	2 (1%)
Yellowstone	20 (9%)
Total	250

Cases reported in the tables above include 13 residents of other states who were tested, isolated and/or hospitalized in Montana during the early phases of the pandemic. As COVID-19 is now widespread across the United States, data no longer include out-of-state residents who test positive in Montana in order to align with Council of State and Territorial Epidemiologists guidelines that classify cases by the individual's usual state of residence. This is standard practice for all communicable diseases to ensure accurate case reporting for Montana and the US. Additional individuals were diagnosed in Montana but are not included due to residency and/or the transient nature of their visit to the state: data for these individuals are reflected in the table immediately above.