



Coronavirus Disease 2019 (COVID-19)




**Current Montana
COVID-19 Epi
Profile**



**COVID-19 in
Montana
Schools**



**COVID-19 in Long
Term Care and
Assisted Living**



**Hospital Occupancy
and Capacity in
Montana**

[Archive of Montana COVID-19 Epi Profiles](#)



Demographic Information for Confirmed Cases

Data for the following tables are updated daily

COVID-19 Cases in Montana	
Total Number of Cases	48,027
- Number of Deaths	522

** Tables and charts are updated by 11 am every morning.*



Click Here: Montana COVID-19 Case Map

County of Residence	Number of Cases	Number of Deaths	Community Transmission*
Beaverhead	451	2	Yes
Big Horn	1,649	47	Yes
Blaine	464	13	
Broadwater	146		
Carbon	480	3	
Carter	98	3	
Cascade	3,632	48	Yes
Chouteau	203	1	
Custer	525	6	Yes
Daniels	68	4	
Dawson	447	8	
Deer Lodge	604	9	
Fallon	156		
Fergus	450	2	
Flathead	5,112	27	Yes
Gallatin	5,842	13	Yes
Garfield	49		
Glacier	1,114	18	Yes
Golden Valley	21		
Granite	101	1	
Hill	1,151	22	
Jefferson	311		
Judith Basin	38		
Lake	829	8	
Lewis and Clark	1,850	9	Yes
Liberty	47	1	
Lincoln	570	6	Yes

County of Residence	Number of Cases	Number of Deaths	Community Transmission*
Madison	332	2	Yes
McCone	77		
Meagher	101	7	Yes
Mineral	26		
Missoula	3,537	32	Yes
Musselshell	181	2	
Park	465		
Petroleum	5		
Phillips	229	4	
Pondera	236	1	
Powder River	75	5	
Powell	390	1	
Prairie	48		
Ravalli	792	5	Yes
Richland	481	7	
Roosevelt	1,135	36	
Rosebud	819	22	Yes
Sanders	158	2	
Sheridan	211		
Silver Bow	1,218	13	Yes
Stillwater	351	4	
Sweet Grass	187	2	
Teton	135	2	Yes
Toole	568	8	
Treasure	28	1	
Valley	518	5	
Wheatland	89	3	
Wibaux	61		
Yellowstone	9,187	105	Yes
Total	48,027	522	

* Community transmission - a community has identified cases who are unable to be linked with other known cases or travel. This status has been determined after consultation between state and local health departments.

View your county's test positivity rate at the [Center for Medicare and Medicaid Services' \(CMS\) webpage](#).

Hospitalization Status	Number of Cases (percent of total)
Ever hospitalized	2,066 (4%)
Not Hospitalized	45,961 (96%)
Total	48,027

Age Group	Number of Cases (percent of total)
0-9 years	1,968 (4%)
10-19 years	5,592 (11%)
20-29 years	9,611 (20%)
30-39 years	7,753 (16%)
40-49 years	6,430 (13%)
50-59 years	6,292 (13%)
60-69 years	5,338 (11%)
70-79 years	3,081 (6%)
80-89 years	1,453 (3%)
90-99 years	476 (1%)
100+	32 (<1%)
Total	48,027

Sex	Number of Cases (percent of total)
Female	25,045 (52%)
Male	22,982 (48%)
Total	48,027

Race and Ethnicity	Number of Cases (percent of total)
White	27,903 (59%)
American Indian, Alaska Native, Native Hawaiian, and Pacific Islander	5,558 (12%)
Asian	146 (<1%)
Black or African American	236 (1%)
Other Race	2,431 (5%)
Undetermined/Under investigation	11,753 (23%)
Total	48,027
Ethnicity:	
Hispanic/Latino	1,126 (2%)
Not Hispanic/Latino	29,200 (62%)
Undetermined/Under investigation	17,701 (35%)
Total	48,027

Current Status of Cases	Number of Cases (percent of total)
Hospitalized	453 (1%)
Deceased	522 (1%)
Recovering	19,556 (40%)
Recovered and released from isolation	27,496 (58%)
Total number of cases	48,027

Location (at time of testing) of individuals diagnosed but not residing or counted in Montana:

County	Number of Cases (percent of total)
Beaverhead	3 (1%)
Big Horn	1 (<1%)
Carbon	3 (1%)
Cascade	20 (9%)
Custer	4 (2%)
Dawson	3 (1%)
Deer Lodge	1 (<1%)
Fallon	1 (<1%)
Fergus	2 (1%)
Flathead	46 (19%)
Gallatin	49 (20%)
Glacier	1 (<1%)
Granite	1 (<1%)
Lake	10 (4%)
Lewis and Clark	6 (2%)
Lincoln	3 (1%)
Madison	27 (11%)
Meagher	1 (<1%)
Missoula	17 (7%)
Park	10 (3%)
Powell	1 (<1%)
Ravalli	8 (3%)
Silver Bow	5 (2%)
Stillwater	2 (1%)
Sweet Grass	3 (1%)

County	Number of Cases (percent of total)
Toole	2 (1%)
Yellowstone	20 (9%)
Total	250

Cases reported in the tables above include 13 residents of other states who were tested, isolated and/or hospitalized in Montana during the early phases of the pandemic. As COVID-19 is now widespread across the United States, data no longer include out-of-state residents who test positive in Montana in order to align with Council of State and Territorial Epidemiologists guidelines that classify cases by the individual's usual state of residence. This is standard practice for all communicable diseases to ensure accurate case reporting for Montana and the US. Additional individuals were diagnosed in Montana but are not included due to residency and/or the transient nature of their visit to the state: data for these individuals are reflected in the table immediately above.