



Coronavirus Disease 2019 (COVID-19)




**Current Montana
COVID-19 Epi
Profile**



**COVID-19 in
Montana
Schools**



**COVID-19 in Long
Term Care and
Assisted Living**



**Hospital Occupancy
and Capacity in
Montana**

[Archive of Montana COVID-19 Epi Profiles](#)



Demographic Information for Confirmed Cases

Data for the following tables are updated daily

COVID-19 Cases in Montana	
Total Number of Cases	50,582
- Number of Deaths	561

** Tables and charts are updated by 11 am every morning.*

[Click Here: Montana COVID-19 Case Map](#)

County of Residence	Number of Cases	Number of Deaths	Community Transmission*
Beaverhead	488	3	Yes
Big Horn	1,719	48	Yes
Blaine	472	17	
Broadwater	147		
Carbon	497	4	
Carter	99	3	
Cascade	4,180	53	Yes
Chouteau	216	1	
Custer	615	6	Yes
Daniels	79	3	
Dawson	476	8	
Deer Lodge	626	10	
Fallon	182		
Fergus	458	2	
Flathead	5,373	27	Yes
Gallatin	6,065	13	Yes
Garfield	55	1	
Glacier	1,119	18	Yes
Golden Valley	22		
Granite	107	1	
Hill	1,164	25	
Jefferson	357		
Judith Basin	43		
Lake	852	10	
Lewis and Clark	1,993	9	Yes
Liberty	56	1	
Lincoln	590	6	Yes

County of Residence	Number of Cases	Number of Deaths	Community Transmission*
Madison	339	2	Yes
McCone	81		
Meagher	101	7	Yes
Mineral	29	1	
Missoula	3,699	32	Yes
Musselshell	181	2	
Park	487	2	
Petroleum	5		
Phillips	234	5	
Pondera	252	2	
Powder River	79	5	
Powell	393	1	
Prairie	60		
Ravalli	842	9	Yes
Richland	488	7	
Roosevelt	1,151	37	
Rosebud	830	23	Yes
Sanders	185	2	
Sheridan	217		
Silver Bow	1,388	17	Yes
Stillwater	373	4	
Sweet Grass	202	3	
Teton	139	3	Yes
Toole	573	8	
Treasure	28	1	
Valley	502	5	
Wheatland	92	3	
Wibaux	69	1	
Yellowstone	9,501	109	Yes
Total	50,582	561	

* Community transmission - a community has identified cases who are unable to be linked with other known cases or travel. This status has been determined after consultation between state and local health departments.

View your county's test positivity rate at the [Center for Medicare and Medicaid Services' \(CMS\) webpage](#).

Hospitalization Status	Number of Cases (percent of total)
Ever hospitalized	2,202 (4%)
Not Hospitalized	48,380 (96%)
Total	50,582

Age Group	Number of Cases (percent of total)
0-9 years	2,072 (4%)
10-19 years	5,900 (12%)
20-29 years	10,002 (20%)
30-39 years	8,147 (16%)
40-49 years	6,822 (13%)
50-59 years	6,627 (13%)
60-69 years	5,657 (11%)
70-79 years	3,279 (6%)
80-89 years	1,534 (3%)
90-99 years	507 (1%)
100+	35 (<1%)
Total	50,582

Sex	Number of Cases (percent of total)
Female	25,144 (50%)
Male	22,865 (45%)
Unknown	2,573 (5%)
Total	50,582

Race and Ethnicity	Number of Cases (percent of total)
White	30,499 (60%)
American Indian, Alaska Native, Native Hawaiian, and Pacific Islander	5,733 (11%)
Asian	160 (<1%)
Black or African American	253 (1%)
Other Race	2,731 (5%)
Undetermined/Under investigation	11,207 (22%)
Total	50,582
Ethnicity:	
Hispanic/Latino	1,210 (2%)
Not Hispanic/Latino	31,310 (62%)
Undetermined/Under investigation	18,063 (36%)
Total	50,582

Current Status of Cases	Number of Cases (percent of total)
Hospitalized	460 (1%)
Deceased	561 (1%)
Recovering	21,153 (42%)
Recovered and released from isolation	28,409 (56%)
Total number of cases	50,582

Location (at time of testing) of individuals diagnosed but not residing or counted in Montana:

County	Number of Cases (percent of total)
Beaverhead	3 (1%)
Big Horn	1 (<1%)
Carbon	3 (1%)
Cascade	20 (9%)
Custer	4 (2%)
Dawson	3 (1%)
Deer Lodge	1 (<1%)
Fallon	1 (<1%)
Fergus	2 (1%)
Flathead	46 (19%)
Gallatin	49 (20%)
Glacier	1 (<1%)
Granite	1 (<1%)
Lake	10 (4%)
Lewis and Clark	6 (2%)
Lincoln	3 (1%)
Madison	27 (11%)
Meagher	1 (<1%)
Missoula	17 (7%)
Park	10 (3%)
Powell	1 (<1%)
Ravalli	8 (3%)
Silver Bow	5 (2%)
Stillwater	2 (1%)

County	Number of Cases (percent of total)
Sweet Grass	3 (1%)
Toole	2 (1%)
Yellowstone	20 (9%)
Total	250

Cases reported in the tables above include 13 residents of other states who were tested, isolated and/or hospitalized in Montana during the early phases of the pandemic. As COVID-19 is now widespread across the United States, data no longer include out-of-state residents who test positive in Montana in order to align with Council of State and Territorial Epidemiologists guidelines that classify cases by the individual's usual state of residence. This is standard practice for all communicable diseases to ensure accurate case reporting for Montana and the US. Additional individuals were diagnosed in Montana but are not included due to residency and/or the transient nature of their visit to the state: data for these individuals are reflected in the table immediately above.