



Coronavirus Disease 2019 (COVID-19)




**Current Montana
COVID-19 Epi
Profile**



**COVID-19 in
Montana
Schools**



**COVID-19 in Long
Term Care and
Assisted Living**



**Hospital Occupancy
and Capacity in
Montana**

[Archive of Montana COVID-19 Epi Profiles](#)



Demographic Information for Confirmed Cases

Data for the following tables are updated daily

COVID-19 Cases in Montana	
Total Number of Cases	56,381
- Number of Deaths	614

** Tables and charts are updated by 11 am every morning.*



[Click Here: Montana COVID-19 Case Map](#)

County of Residence	Number of Cases	Number of Deaths	Community Transmission*
Beaverhead	548	3	Yes
Big Horn	1,763	50	Yes
Blaine	498	17	
Broadwater	177	1	
Carbon	554	6	
Carter	109	3	
Cascade	4,456	61	Yes
Chouteau	239	2	
Custer	649	6	Yes
Daniels	94	3	
Dawson	568	8	
Deer Lodge	684	10	
Fallon	226		
Fergus	526	2	
Flathead	6,072	31	Yes
Gallatin	6,829	17	Yes
Garfield	62	2	
Glacier	1,143	18	Yes
Golden Valley	24		
Granite	119	1	
Hill	1,240	27	
Jefferson	411		
Judith Basin	48		
Lake	948	11	
Lewis and Clark	2,373	11	Yes
Liberty	76	1	
Lincoln	683	10	Yes

County of Residence	Number of Cases	Number of Deaths	Community Transmission*
Madison	391	2	Yes
McCone	90		
Meagher	103	7	Yes
Mineral	48		
Missoula	4,234	40	Yes
Musselshell	201	2	
Park	554	2	
Petroleum	6		
Phillips	254	5	
Pondera	281	3	
Powder River	82	5	
Powell	445	2	
Prairie	71		
Ravalli	1,340	10	Yes
Richland	492	7	
Roosevelt	1,190	39	
Rosebud	842	23	Yes
Sanders	201	2	
Sheridan	240	2	
Silver Bow	1,888	20	Yes
Stillwater	398	4	
Sweet Grass	222	3	
Teton	166	3	Yes
Toole	591	8	
Treasure	28	1	
Valley	525	5	
Wheatland	99	3	
Wibaux	76	2	
Yellowstone	10,204	113	Yes
Total	56,381	614	

* Community transmission - a community has identified cases who are unable to be linked with other known cases or travel. This status has been determined after consultation between state and local health departments.

View your county's test positivity rate at the [Center for Medicare and Medicaid Services' \(CMS\) webpage](#).

Hospitalization Status	Number of Cases (percent of total)
Ever hospitalized	2,377 (4%)
Not Hospitalized	54,004 (96%)
Total	56,381

Age Group	Number of Cases (percent of total)
0-9 years	2,315 (4%)
10-19 years	6,545 (12%)
20-29 years	11,022 (20%)
30-39 years	9,061 (16%)
40-49 years	7,669 (14%)
50-59 years	7,427 (13%)
60-69 years	6,307 (11%)
70-79 years	3,678 (6%)
80-89 years	1,732 (3%)
90-99 years	585 (1%)
100+	40 (<1%)
Total	56,381

Sex	Number of Cases (percent of total)
Female	27,972 (50%)
Male	25,284 (45%)
Unknown	3,125 (5%)
Total	56,381

Race and Ethnicity	Number of Cases (percent of total)
White	33,216 (59%)
American Indian, Alaska Native, Native Hawaiian, and Pacific Islander	5,845 (10%)
Asian	171 (<1%)
Black or African American	267 (<1%)
Other Race	3,745 (7%)
Undetermined/Under investigation	13,137 (23%)
Total	56,381
Ethnicity:	
Hispanic/Latino	1,280 (2%)
Not Hispanic/Latino	33,541 (60%)
Undetermined/Under investigation	21,560 (38%)
Total	56,381

Current Status of Cases	Number of Cases (percent of total)
Hospitalized	467 (1%)
Deceased	614 (1%)
Recovering	15,850 (27%)
Recovered and released from isolation	39,450 (71%)
Total number of cases	56,381

Location (at time of testing) of individuals diagnosed but not residing or counted in Montana:

County	Number of Cases (percent of total)
Beaverhead	3 (1%)
Big Horn	1 (<1%)
Carbon	3 (1%)
Cascade	20 (9%)
Custer	4 (2%)
Dawson	3 (1%)
Deer Lodge	1 (<1%)
Fallon	1 (<1%)
Fergus	2 (1%)
Flathead	46 (19%)
Gallatin	49 (20%)
Glacier	1 (<1%)
Granite	1 (<1%)
Lake	10 (4%)
Lewis and Clark	6 (2%)
Lincoln	3 (1%)
Madison	27 (11%)
Meagher	1 (<1%)
Missoula	17 (7%)
Park	10 (3%)
Powell	1 (<1%)
Ravalli	8 (3%)
Silver Bow	5 (2%)
Stillwater	2 (1%)

County	Number of Cases (percent of total)
Sweet Grass	3 (1%)
Toole	2 (1%)
Yellowstone	20 (9%)
Total	250

Cases reported in the tables above include 13 residents of other states who were tested, isolated and/or hospitalized in Montana during the early phases of the pandemic. As COVID-19 is now widespread across the United States, data no longer include out-of-state residents who test positive in Montana in order to align with Council of State and Territorial Epidemiologists guidelines that classify cases by the individual's usual state of residence. This is standard practice for all communicable diseases to ensure accurate case reporting for Montana and the US. Additional individuals were diagnosed in Montana but are not included due to residency and/or the transient nature of their visit to the state: data for these individuals are reflected in the table immediately above.