



Coronavirus Disease 2019 (COVID-19)



**Current Montana
COVID-19 Epi
Profile**



**COVID-19 in
Montana
Schools**




**COVID-19 in Long
Term Care and
Assisted Living**




**Hospital Occupancy
and Capacity in
Montana**

Note: The school report will not be updated until school resumes in January 2021.

Additional Reports on COVID-19 Mortality:




**COVID-19 Deaths
among Montana
Residents**



**COVID-19 Deaths -
American Indians vs.
Non-Hispanic Whites**

[Archive of Montana COVID-19 Epi Profiles](#)



**Demographic Tables
for Montana COVID-
19 Cases**

| | |
|---------------------------|--------|
| COVID-19 Cases in Montana | |
| Total Number of Cases | 79,780 |
| - Number of Deaths | 924 |

** Tables and charts are updated by 11 am every morning.*



[Click Here: Montana COVID-19 Case Map](#)

View your county's test positivity rate at the [Center for Medicare and Medicaid Services' \(CMS\) webpage](#).