

## Coronavirus Disease 2019 (COVID-19)


Each detailed report below addresses COVID activity in a specific setting.



**Current Montana  
COVID-19 Epi  
Profile**



**COVID-19 in  
Montana  
Schools**




**COVID-19 in Long  
Term Care and  
Assisted Living**




**Hospital Occupancy  
and Capacity in  
Montana**

### *Additional Reports on COVID-19 Mortality:*




**COVID-19 Deaths  
among Montana  
Residents**



**COVID-19 Deaths -  
American Indians vs.  
Non-Hispanic Whites**

### [Archive of Montana COVID-19 Epi Profiles](#)



**Demographic Tables  
for Montana COVID-  
19 Cases**

COVID-19 Cases in Montana  
Total Number of Cases  
- Number of Deaths

92,160  
1,185

*\* Tables and charts are updated by 11 am every morning.*



[Click Here: Montana COVID-19 Case Map](#)

View your county's test positivity rate at the [Center for Medicare and Medicaid Services' \(CMS\) webpage](#).