





## Coronavirus Disease 2019 (COVID-19)

Each detailed report below addresses COVID activity in a specific setting.

**Current Montana COVID-19 Epi Profile**

**COVID-19 in Montana Schools**

**COVID-19 in Long Term Care and Assisted Living**

**Hospital Occupancy and Capacity in Montana**


### *Additional Reports on COVID-19 Mortality:*

**COVID-19 Deaths among Montana Residents**

**COVID-19 Deaths - American Indians vs. Non-Hispanic Whites**

### [Archive of Montana COVID-19 Epi Profiles](#)



**Demographic Tables for Montana COVID-19 Cases**

COVID-19 Cases in Montana	
Total Number of Cases	92,934
- Number of Deaths	1,210

*\* Tables and charts are updated by 11 am every morning.*



[Click Here: Montana COVID-19 Case Map](#)

View your county's test positivity rate at the [Center for Medicare and Medicaid Services' \(CMS\) webpage](#).