



# Navajo Nation Dikos Ntsaaiǵí-19 (COVID-19)



Last Updated: August 12, 2021

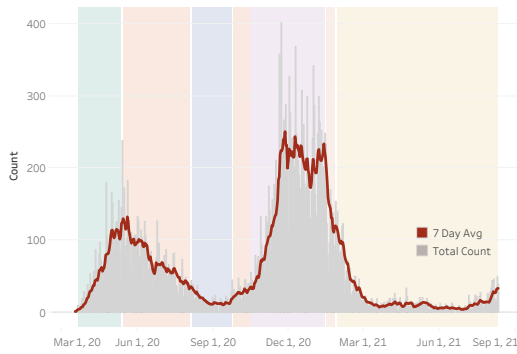
## Navajo Nation Residents

|                                                                                      |                                                   |                                                                            |
|--------------------------------------------------------------------------------------|---------------------------------------------------|----------------------------------------------------------------------------|
| <b>Total Confirmed Cases<sup>1</sup></b><br>31,754<br>New Cases from Last Update: 39 | <b>Total Recovered<sup>4</sup></b><br>30,078      | <b>Total Confirmed Deaths<sup>5</sup></b><br>1,386<br>Death(s) Reported: 0 |
| <b>Total Tests Completed<sup>2</sup></b><br>298,185                                  | <b>Total Positive Tests<sup>3</sup></b><br>40,650 | <b>Total Negative Tests</b><br>244,399                                     |

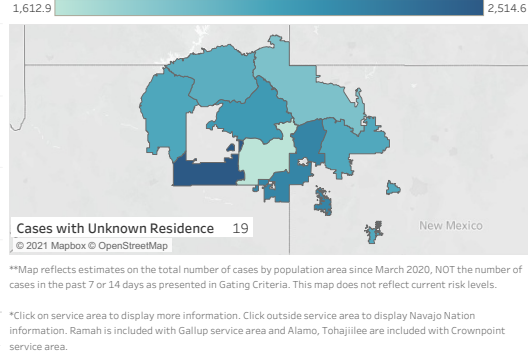
### Service Area Confirmed Cases

|            |        |            |               |        |         |          |           |         |
|------------|--------|------------|---------------|--------|---------|----------|-----------|---------|
| Bordertown | Chinle | Crownpoint | Fort Defiance | Gallup | Kayenta | Shiprock | Tuba City | Winslow |
| 8,951      | 5,779  | 3,047      | 3,761         | 5,046  | 2,825   | 5,389    | 3,860     | 2,028   |

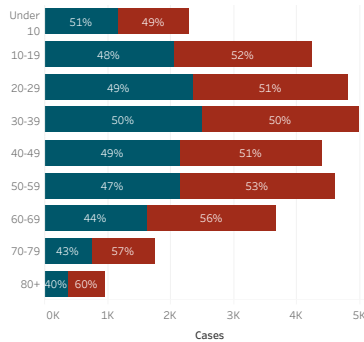
### Daily Confirmed Cases on Navajo Nation in All



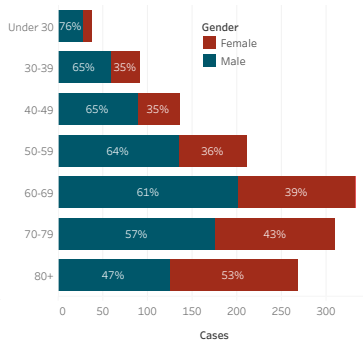
### Navajo Nation Service Area Rates per 10,000 population



### COVID-19 by Age Groups



### COVID-19 Deaths by Age Groups

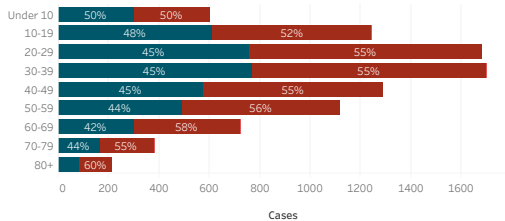


### COVID-19 Cases attributed to Variant of Concern (VOC)

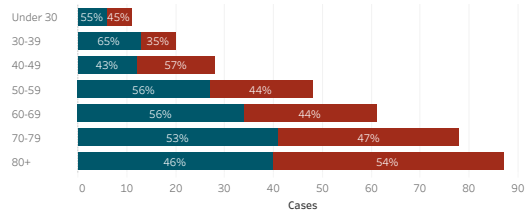
Number of samples successfully sequenced 572

|               |     |
|---------------|-----|
| Alpha         | 134 |
| Beta          | 0   |
| Gamma         | 7   |
| Delta         | 57  |
| Beta/Gamma    | 3   |
| Delta/Epsilon | 36  |

### Bordertown COVID-19 by Age Groups



### Bordertown COVID-19 Deaths by Ages Groups



1. Some Cases are due to delayed reporting  
 2. Multiple tests performed on same individuals have been de-duplicated.  
 3. Includes bordertown  
 4. The recovery number has been revised to improve estimates on the number of cases who survived the initial COVID-19 illness and are no longer contagious.  
 Data is updated Monday - Friday  
 5. COVID deaths are those confirmed cases reported to the State of Arizona, New Mexico and Utah who have a death certificate meeting their case definition for a COVID death and notification can take several months. It is in alignment with the CDC definition: "A death certificate that lists COVID-19 disease or SARS-CoV-2 as a cause of death or a significant condition contributing to death."  
 Data reflects cases reported of the previous day.

Data is reported by the Navajo Epidemiology Center at different times throughout the week. Please note the last updated date.

Cases - Meets confirmatory laboratory evidence

Date is based on notification by states.

This data is provided by the Navajo Department of Health (NDOH) and Navajo Epidemiology Center (NEC) for public information purposes only. Data is collected from various sources and NEC makes every attempt to ensure accuracy and reliability of the data, however, the data is provided "as is" without warranty of any kind. NDOH/NEC disclaims any responsibility as to the quality, accuracy, reliability, timeliness, usefulness or completeness of data or information as provided. Data should not be used as advice or be a substitute for specific advice from a professional. Please be aware that the data may contain errors in collection, analysis and representation and may not meet the needs or expectations of users. Errors may not always be corrected and any use of data is at the risk of the user.

Made by: Tex Etsitty