

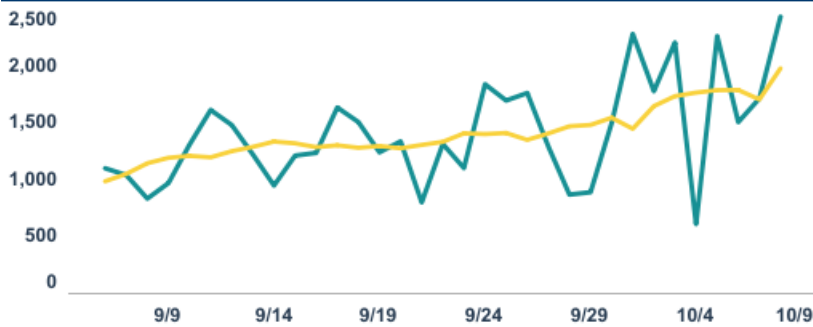


# COVID-19 North Carolina Dashboard

Knowing when to dial up or down measures that slow the spread of the virus depends on North Carolina's testing, tracing and trends. This dashboard provides an overview on the metrics and capacities that the state is following.

Updated daily by approximately 12:00 p.m. Last updated October 8, 2020 at 12:00 p.m.

## Daily Cases i



### TOTAL CASES

225,397

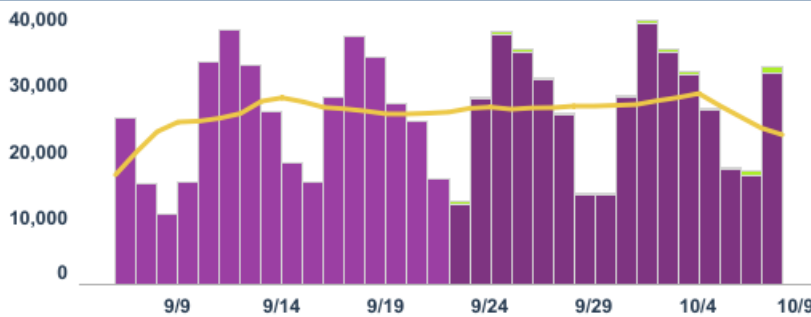
Molecular (PCR) Positive Cases

219,162

Antigen Positive Cases

6,235

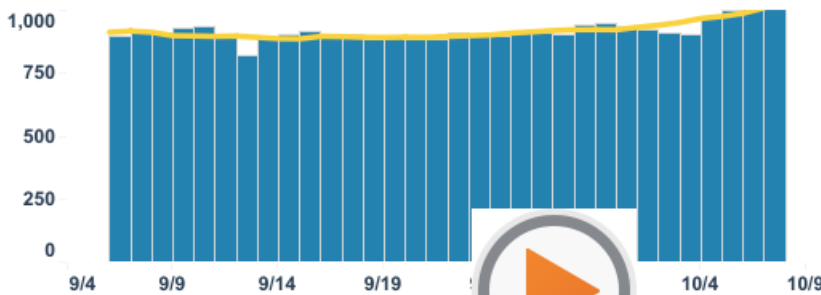
## Daily Tests i



### COMPLETED TESTS

3,262,720

## Daily Number of People Currently Hospitalized i

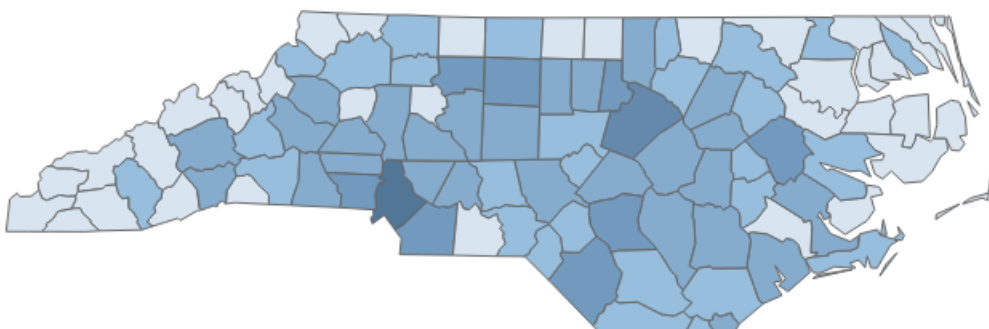


### CURRENTLY HOSPITALIZED

1,051

## County Map by Cases (Molecular (PCR) and Antigen) i

(Click to highlight map, unclick to revert map)





Map Credit: NCDHHS

- 27-700
- 1801-5000
- 12001-21015
- 701-1800
- 5001-12000
- 21015+

Select Geography

- County
- ZIP Code

Search for County

All

Select Metric

- Cases
- Cases per 10,000 Residents

County Cases and Deaths (Molecular (PCR) and Antigen)

(Click to highlight map, unclick to revert map)

County	Cases	Deaths
Alamance	4,287	59
Alexander	575	8
Alleghany	245	0
Anson	662	6
Ashe	306	1
Avery	443	0
Beaufort	1,052	28

October 8, 2020

+ a b | e a u

# Dashboard

[CLI Surveillance](#)

[Cases](#)

[Testing](#)

[Hospitalizations](#)

[Contact Tracing](#)

[PPE](#)

[Outbreaks and Clusters](#)

[Reports](#)

[About the Data](#)

Share this page:





## Contact Information

---

NC Department of Health and Human Services  
2001 Mail Service Center  
Raleigh, NC 27699-2000  
Customer Service Center: 1-800-662-7030  
For COVID-19 questions call 2-1-1

## Census 2020

## Recent Tweets

---

[Tweets by @ncdhhs](#)

## Stay Connected

---



---

[NC.GOV HOME](#)



---

[TRANSLATION DISCLAIMER](#)



[ACCESSIBILITY](#)

---



[TERMS OF USE](#)

---



[PRIVACY POLICY](#)

---



[OPEN BUDGET](#)

---

