Select Language ▼

NCDHHS

COVID-19

COVID-19 North Carolina Dashboard

On Oct. 20, NCDHHS added demographic data for hospitalizations to the NC COVID-19 Hospitalization Demographics Dashboard. Data is provided by age, gender, race and ethnicity for patients who were newly admitted to the hospital and confirmed or suspected to be positive for COVID-19 at the time of admission. The data provides further insight into the different demographic groups that are being hospitalized due to COVID-19.

Knowing when to dial up or down measures that slow the spread of the virus depends on North Carolina's testing, tracing and trends. This dashboard provides an overview on the metrics and capacities that the state is following.

Updated daily by approximately 12:00 p.m. Last updated October 21, 2020 at 1:10 p.m.

Daily Cases

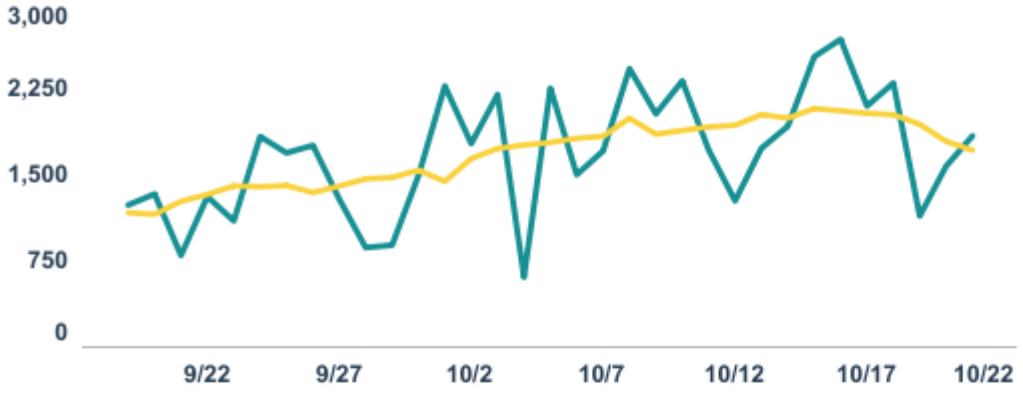

TOTAL CASES

250,592

Molecular (PCR) Positive Cases

241,792

Antigen Positive Cases

8,800

Daily Tests

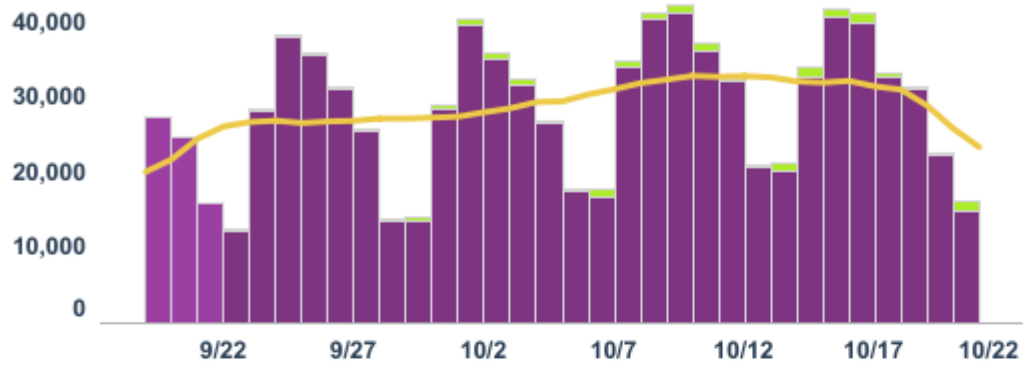

COMPLETED TESTS

3,683,243

Daily Number of People Currently Hospitalized

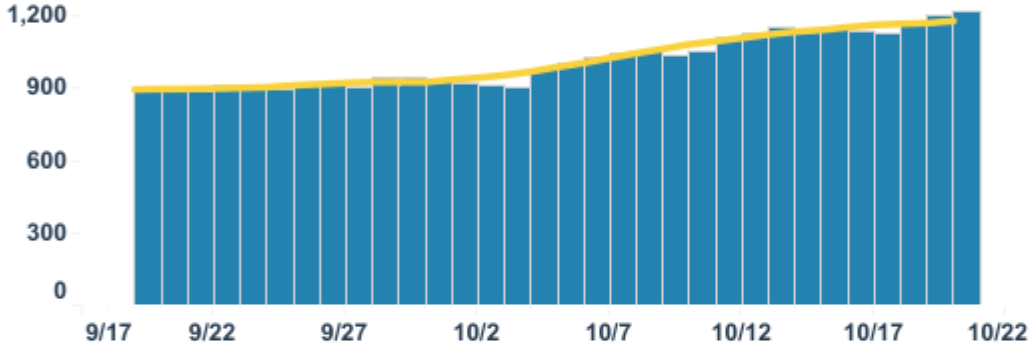

CURRENTLY HOSPITALIZED

1,219

County Map by Cases (Molecular (PCR) and Antigen)

(Click to highlight map, unclick to revert map)

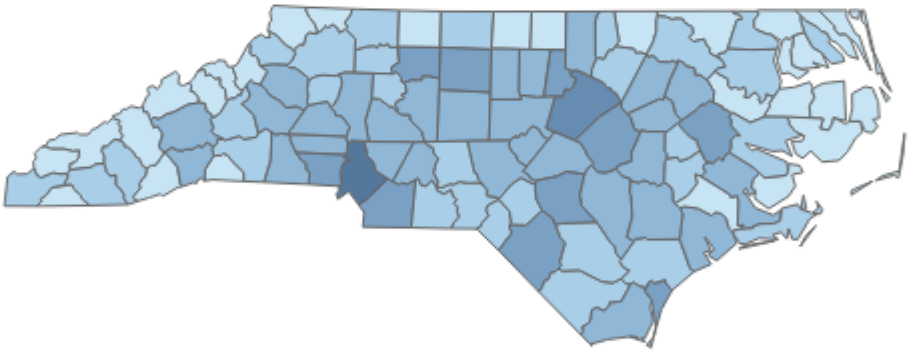

Map Credit: NCDHHS

127-700 1801-5000 12001-24000

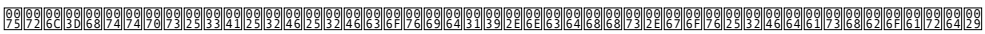

54 77 69 74 74 65 72

28 68 74 74 70 3A 2F 2F 74 77 69 74 74 65 72 2E 63 6F 6D 2F 69 6E 74 65 6E 74 2F 74 77 65 65 74 3F

75 72 6C 3D 68 74 74 70 73 25 33 41 25 32 46 25 32 46 63 6F 76 69 64 31 39 2E 6E 63 64 68 68 73 2E 67 6F 76 25 32 46 64 61 73 68 62 6F 61 72 64 29