



00000000000000
4E4344484853

00000000000000
434F5649442D3139

00000000000000 00000000000000 00000000000000 00000000000000
434F5649442D3139 4E6F727468 4361726F6C696E61 44617368626F617264



000000000000'00 0000000000000000 000000000000 00000000 0000 00000000000000 000000 0000 00000000000000 00000000000000 0000 0000
617265 776F7268696E67 746F 70726F76696465 616E 757064617465 6173 736F6F6E 6173 706F737369626C652E .

00000000000000 00000000 0000 00000000 0000 0000 00000000 0000000000000000 00000000 00000000 000000 000000000000 0000 000000
7669727573 646570656E6473 6F6E 4E6F727468 4361726F6C696E61'73 74657374696E676C 74726163696E67 616E64 7472656E64732E 54686973
64617368626F617264 70726F7669646573 616E 6F76657276696577 6F6E 746865 60657472696373 616E64 63617061636974696573 74686174 746865
7374617465 6973 6E6F6C6C6F77696E6E7E

Updated daily by approximately 12:00 p.m. Last updated October 22, 2020 at 12:20 p.m.

Daily Cases



TOTAL CASES

252,992

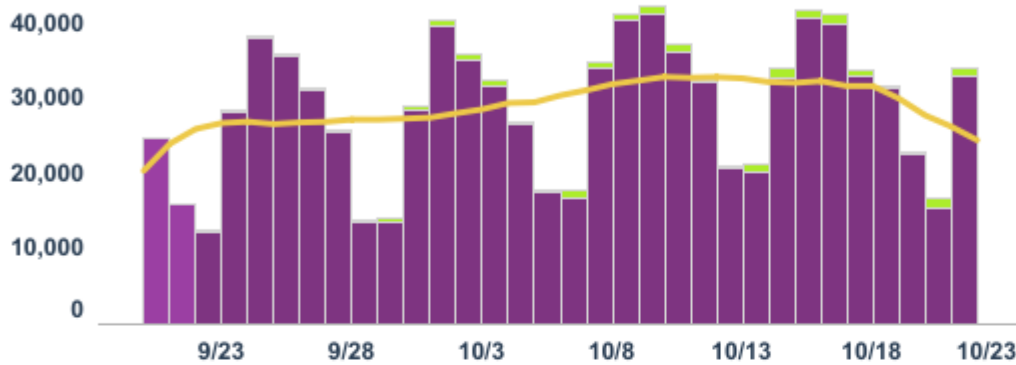
Molecular (PCR) Positive Cases

243,923

Antigen Positive Cases

9,069

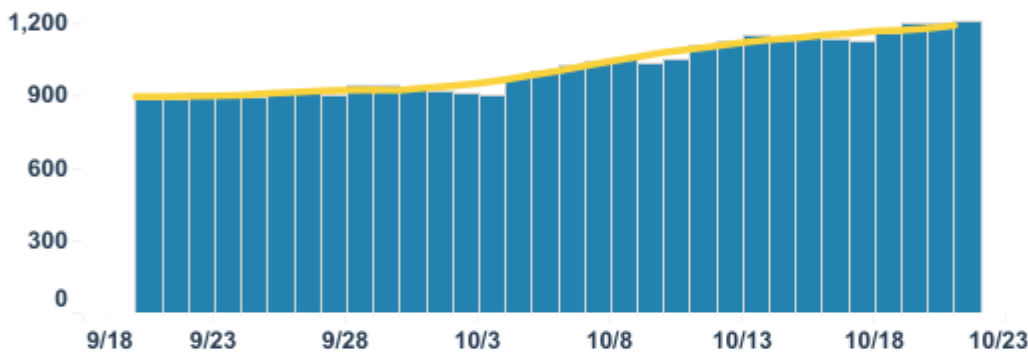
Daily Tests



COMPLETED TESTS

3,718,606

Daily Number of People Currently Hospitalized



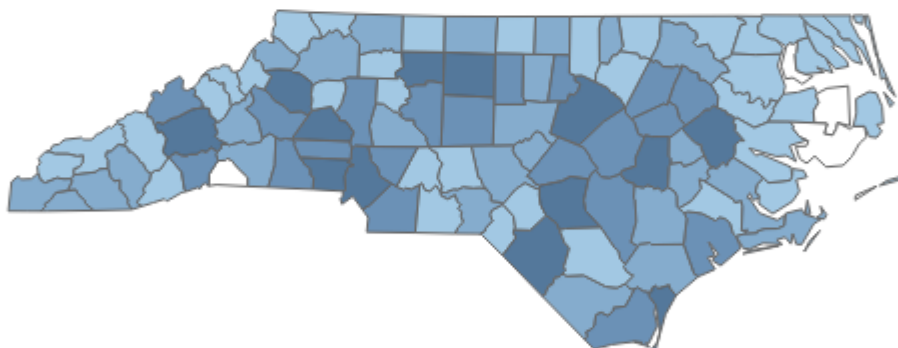
CURRENTLY HOSPITALIZED

1,205

County Map by Cases (Molecular (PCR) and Antigen)



(Click to highlight map, unclick to revert map)



Map Credit: NCDHHS

0 11-25 51+

