

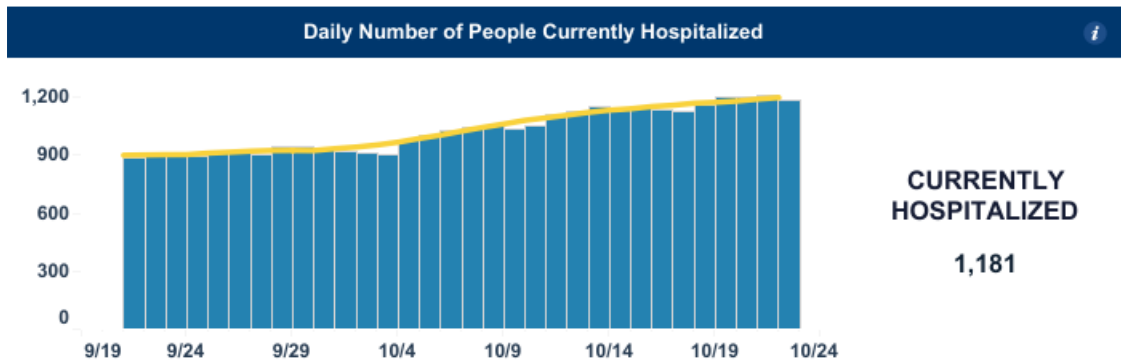
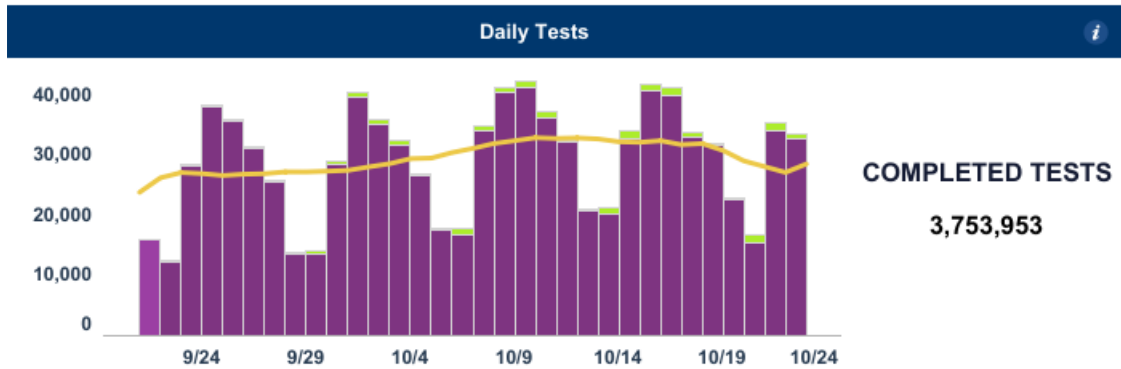
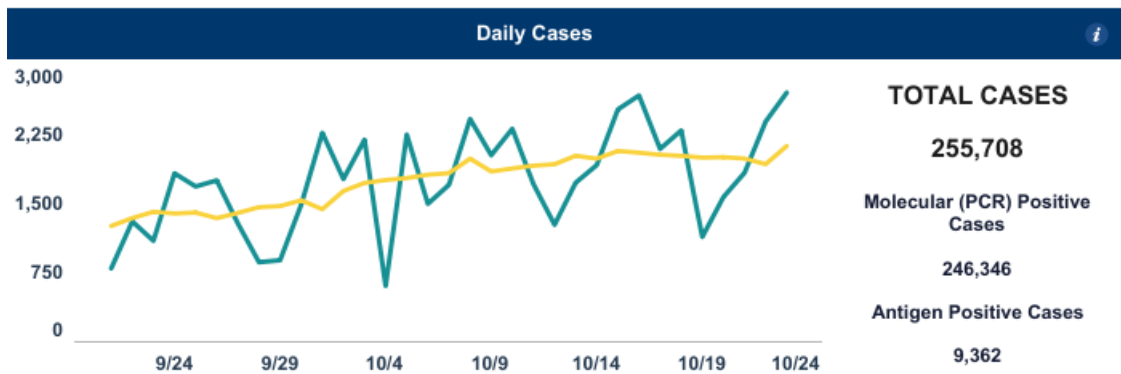


COVID-19 North Carolina Dashboard

On October 23, NCDHHS experienced technical issues that delayed updating the dashboard until 5:58 pm.

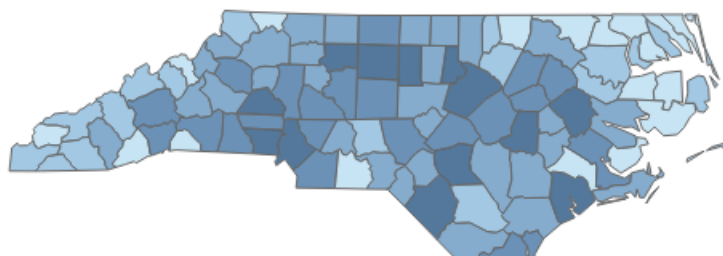
Knowing when to dial up or down measures that slow the spread of the virus depends on North Carolina's testing, tracing and trends. This dashboard provides an overview on the metrics and capacities that the state is following.

Updated daily by approximately 12:00 p.m. Last updated October 23, 2020 at 5:58 p.m.



County Map by Cases (Molecular (PCR) and Antigen)

(Click to highlight map, unclick to revert map)





Map Credit: NCDHHS

- 8-50 101-250 501+
- 51-100 251-500

Select Geography

- County
- ZIP Code

Search for County

Select Metric

- Cases
- Cases per 10,000 Residents
- Cases per 100,000 Residents

Date Range

Total County Cases and Deaths (Molecular (PCR) and Antigen)

(Click to highlight map, unclick to revert map)

County	Cases	Deaths
Alamance	4,942	72
Alexander	771	9
Alleghany	286	2
Anson	709	9
Ashe	383	3
Avery	590	0
Beaufort	1,298	39
Bertie	714	19

Hover over icons for information.

October 23, 2020

+ a b | e a u

Dashboard

[CLI Surveillance](#)

[Cases](#)

[Testing](#)

[Hospitalizations](#)

[Hospitalization Demographics](#)

[Contact Tracing](#)

[PPE](#)

[Outbreaks and Clusters](#)

[Reports](#)

[About the Data](#)

Share this page:



Contact Information

NC Department of Health and Human Services
2001 Mail Service Center
Raleigh, NC 27699-2000
Customer Service Center: 1-800-662-7030
For COVID-19 questions call 2-1-1

Census 2020

Recent Tweets

[Tweets by @ncdhhs](#)

Stay Connected



[TRANSLATION DISCLAIMER](#)



[ACCESSIBILITY](#)



[TERMS OF USE](#)



[PRIVACY POLICY](#)



[OPEN BUDGET](#)



NCDHHS
COVID-19 Response