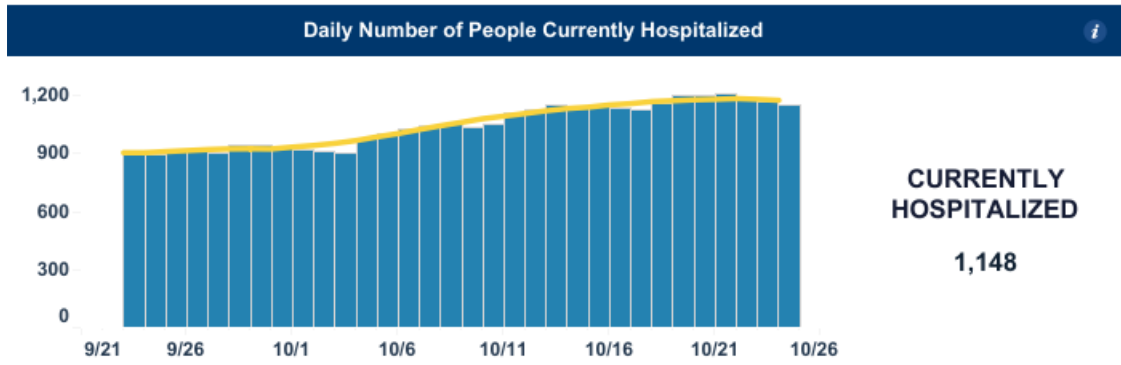
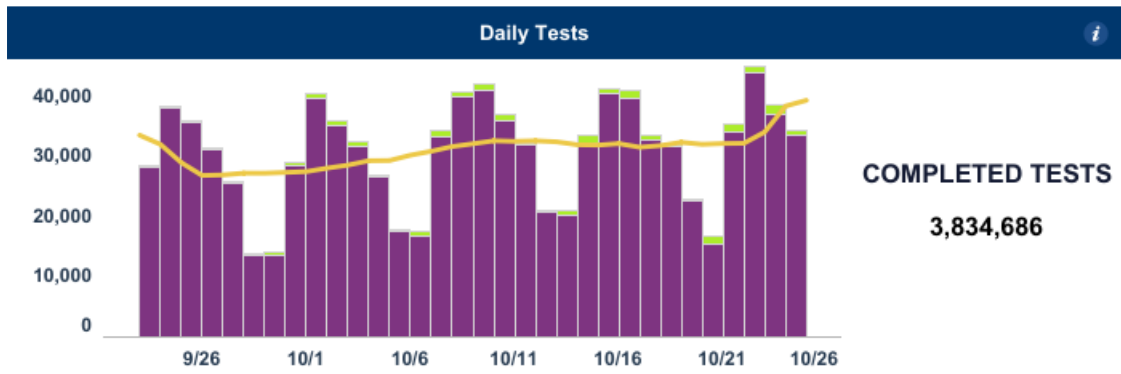
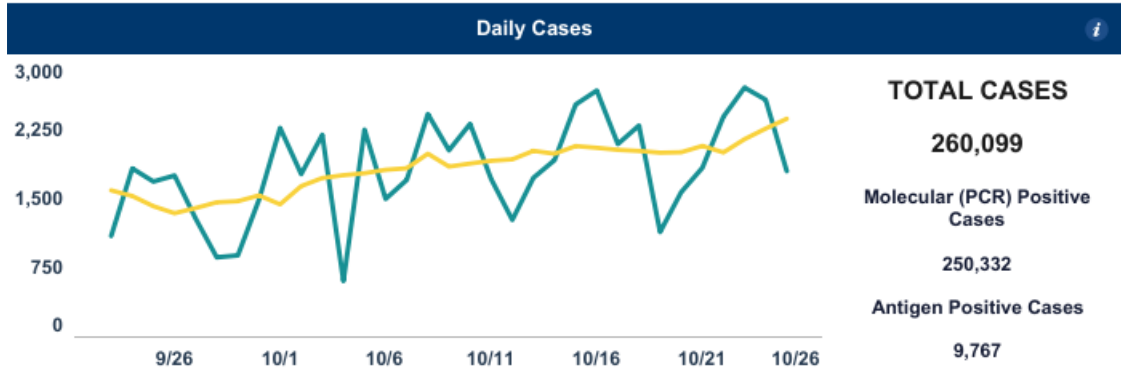




# COVID-19 North Carolina Dashboard

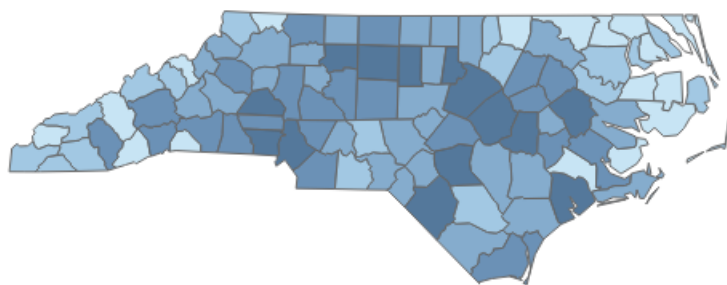
Knowing when to dial up or down measures that slow the spread of the virus depends on North Carolina's testing, tracing and trends. This dashboard provides an overview on the metrics and capacities that the state is following.

Updated daily by approximately 12:00 p.m. Last updated October 25, 2020 at 11:00 a.m.



**County Map by Cases (Molecular (PCR) and Antigen)** i

(Click to highlight map, unclick to revert map)



- 0
- 51-100
- 251-500
- 8-50
- 101-250
- 501+

**Select Geography**      **Search for County**      **Select Metric**

County             Cases  
 ZIP Code            Cases per 10,000 Residents  
            Cases per 100,000 Residents

**Date Range**

**Total County Cases and Deaths (Molecular (PCR) and Antigen)**  
(Click to highlight map, unclick to revert map)

County	Cases	Deaths
Alamance	5,048	74
Alexander	823	9
Alleghany	289	2
Anson	720	9
Ashe	416	3
Avery	601	0
Beaufort	1,331	40
Bertie	723	19

Hover over icons for information. October 25, 2020

+ a b | e a u

# Dashboard

---

- [CLI Surveillance](#)
- [Cases](#)
- [Testing](#)
- [Hospitalizations](#)
- [Hospitalization Demographics](#)
- [Contact Tracing](#)
- [PPE](#)
- [Outbreaks and Clusters](#)
- [Reports](#)
- [About the Data](#)

Share this page:



## Contact Information

---

NC Department of Health and Human Services  
2001 Mail Service Center  
Raleigh, NC 27699-2000  
Customer Service Center: 1-800-662-7030  
For COVID-19 questions call 2-1-1

## Census 2020

## Recent Tweets

---

[Tweets by @ncdhhs](#)

## Stay Connected

---



[TRANSLATION DISCLAIMER](#)

---



[ACCESSIBILITY](#)

---



[TERMS OF USE](#)

---



[PRIVACY POLICY](#)

---



[OPEN BUDGET](#)

---



**NCDHHS**  
COVID-19 Response