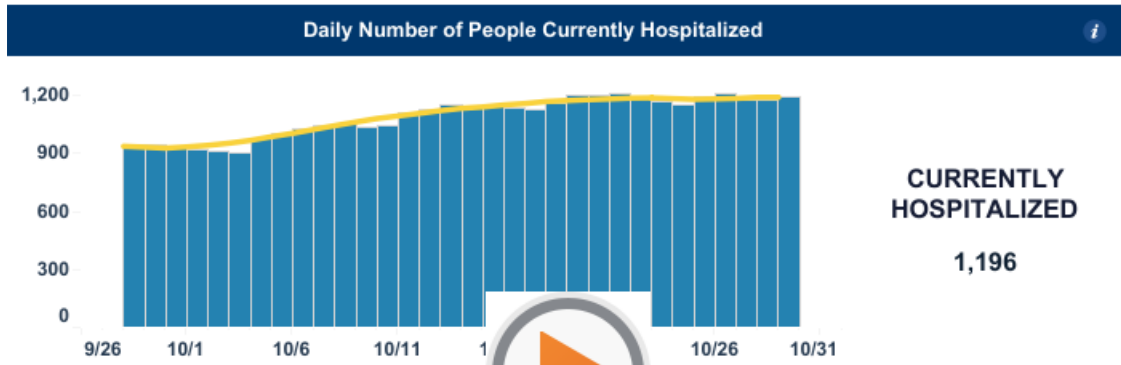
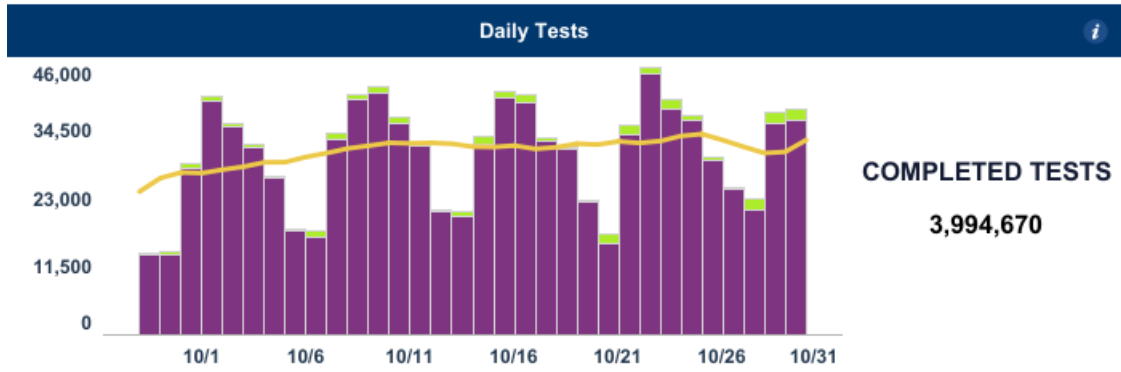
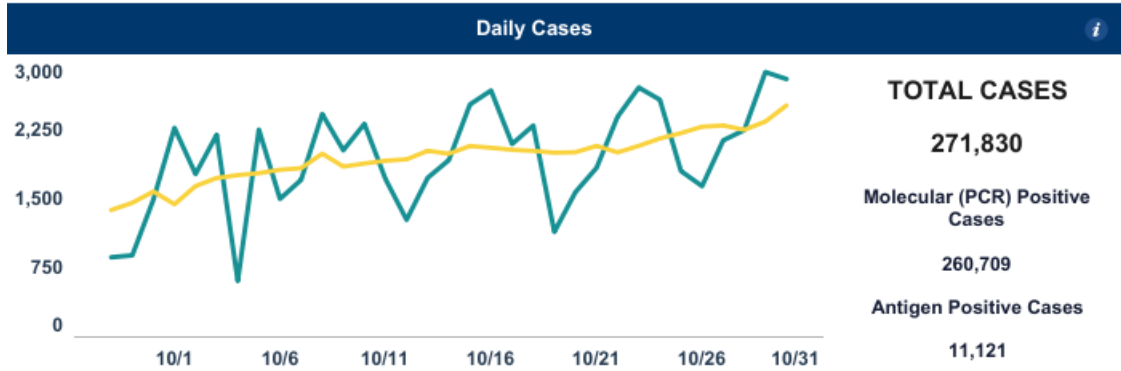




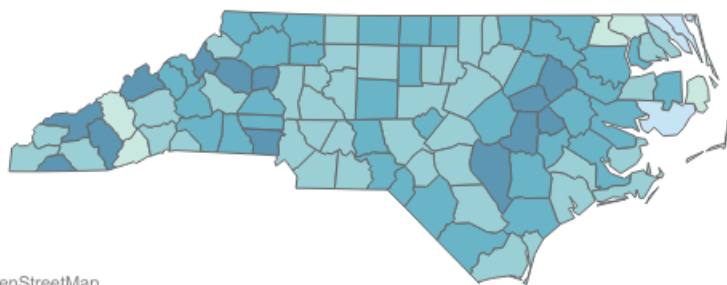
# COVID-19 North Carolina Dashboard

Knowing when to dial up or down measures that slow the spread of the virus depends on North Carolina's testing, tracing and trends. This dashboard provides an overview on the metrics and capacities that the state is following.

Updated daily by approximately 12:00 p.m. Last updated October 30, 2020 at 11:30 a.m.



County Map by Cases per 100,000 Molecular (PCR) and Antigen  
 (Click to highlight)



- 0-73
- 151-300
- 501-860
- 74-150
- 301-500

Select Geography

Search for County

Select Metric

- County  
 ZIP Code

All

Cases  
 Cases per 10,000 Residents  
 Cases per 100,000 Residents

Date Range  
Last 14 Days

**Total County Cases and Deaths (Molecular (PCR) and Antigen)**  
(Click to highlight map, unclick to revert map)

| County    | Cases | Deaths |
|-----------|-------|--------|
| Alamance  | 5,315 | 79     |
| Alexander | 943   | 10     |
| Alleghany | 307   | 1      |
| Anson     | 728   | 11     |
| Ashe      | 454   | 3      |
| Avery     | 637   | 0      |
| Beaufort  | 1,411 | 42     |
| Bertie    | 731   | 20     |

Hover over icons for information. October 30, 2020

+ a b | e a u

# Dashboard

---

- [CLI Surveillance](#)
- [Cases](#)
- [Testing](#)
- [Hospitalizations](#)
- [Hospitalization Demographics](#)
- [Contact Tracing](#)
- [PPE](#)
- [Outbreaks and Clusters](#)
- [Reports](#)
- [About the Data](#)

Share this page:



## Contact Information

---

NC Department of Health and Human Services  
2001 Mail Service Center  
Raleigh, NC 27699-2000  
Customer Service Center: 1-800-662-7030  
For COVID-19 questions call 2-1-1

## Census 2020

## Recent Tweets

---

[Tweets by @ncdhhs](#)

## Stay Connected

---



[TRANSLATION DISCLAIMER](#)

---



[ACCESSIBILITY](#)

---



[TERMS OF USE](#)

---



[PRIVACY POLICY](#)

---



[OPEN BUDGET](#)

---



**NCDHHS**  
COVID-19 Response