



00000000000000
4E4344484853

00000000000000
434F5849442D3139

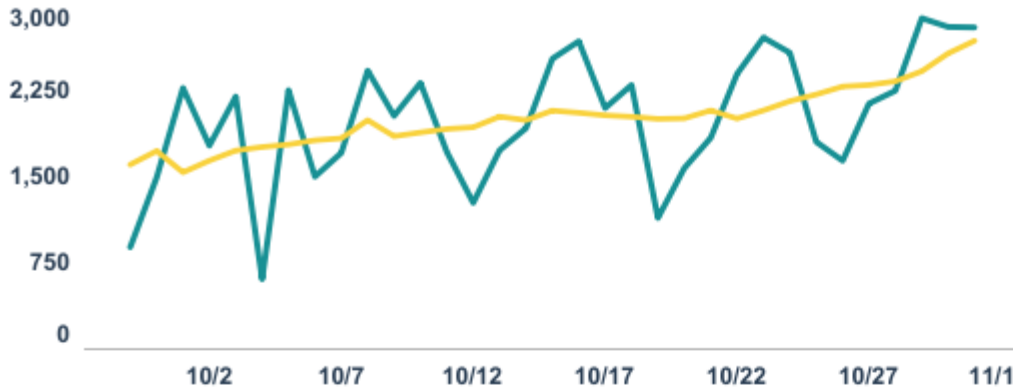
00000000000000 00000000000000 00000000000000 00000000000000
434F5849442D3139 4E6F727468 4361726F6C696E61 44617368626F617264



00000000000000 00000000 0000 00000000 0000 0000 00000000 0000000000000000 00000000 00000000 000000 000000000000 0000 000000
7669727573 646578656E6473 6F6E 4E6F727468 4361726F6C696E61'73 74657374696E672C 74726163696E67 616E64 7472656E64732E 54686973
64617368626F617264 78726F7869646573 616E 6F78657278696577 6F6E 746865 68697472696373 616E64 63617861636974696573 74686174 746865
7374617265 6973 686F6C6E6F77696E672E

Updated daily by approximately 12:00 p.m. Last updated October 31, 2020 at 11:35 a.m.

Daily Cases



TOTAL CASES

274,635

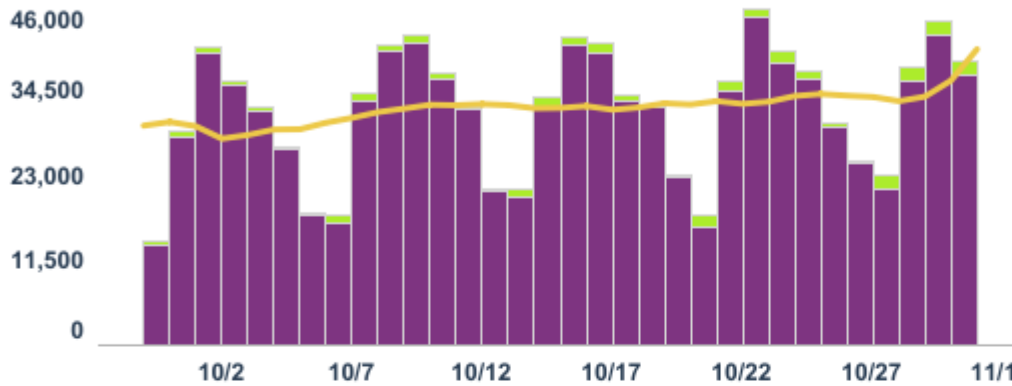
Molecular (PCR) Positive Cases

263,177

Antigen Positive Cases

11,458

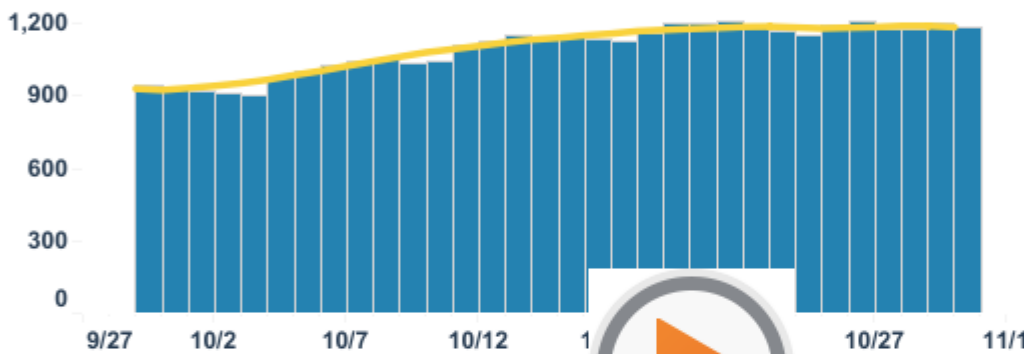
Daily Tests



COMPLETED TESTS

4,043,698

Daily Number of People Currently Hospitalized



CURRENTLY HOSPITALIZED

1,184

County Map by Cases per 100,000 Molecular (PCR) and Antigen



(Click to highlight county, click to revert map)

