



00000000000000 4E4344484853

00000000000000 434F5849442D3139

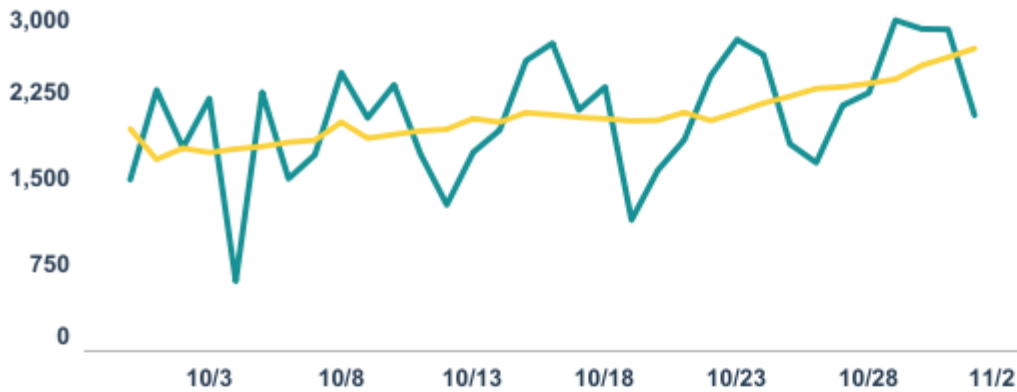
00000000000000 00000000000000 00000000000000 00000000000000 00000000000000 00000000000000



00000000000000 00000000 0000 00000000 0000 0000 00000000 0000000000000000 00000000 00000000 00000000 00000000000000 0000 000000 7669727573 646578656E6473 6F6E 4E6F727468 4361726F6C696E6173 7465737469696E672C 74726163696E67 616E64 7472656E64732E 54686973 64617368626F619264 78726F7869646573 616E 6F78657278696977 6F6E 746865 69697472696973 616E64 63617861636974696573 74686194 746865 7374617263 6973 686E6C6F77696E672E 686E6C6E6F77696E672E

Updated daily by approximately 12:00 p.m. Last updated November 1, 2020 at 11:00 a.m.

Daily Cases



TOTAL CASES

276,692

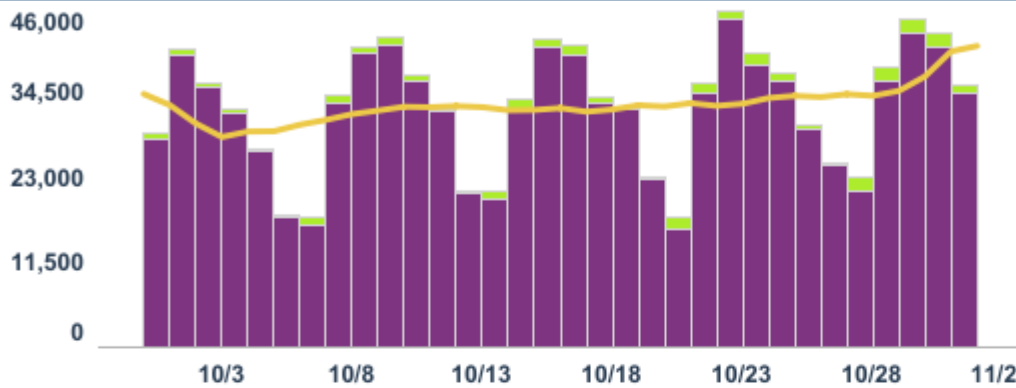
Molecular (PCR) Positive Cases

265,171

Antigen Positive Cases

11,521

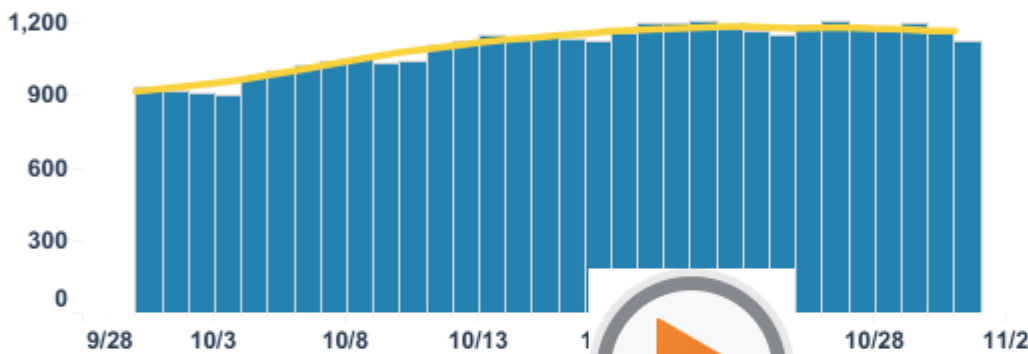
Daily Tests



COMPLETED TESTS

4,083,844

Daily Number of People Currently Hospitalized



CURRENTLY HOSPITALIZED

1,122

County Map by Cases per 100,000 Molecular (PCR) and Antigen



(Click to highlight county, zoom in, or revert map)

