



00000000000000
4E4344484853

00000000000000
434F5849442D3139

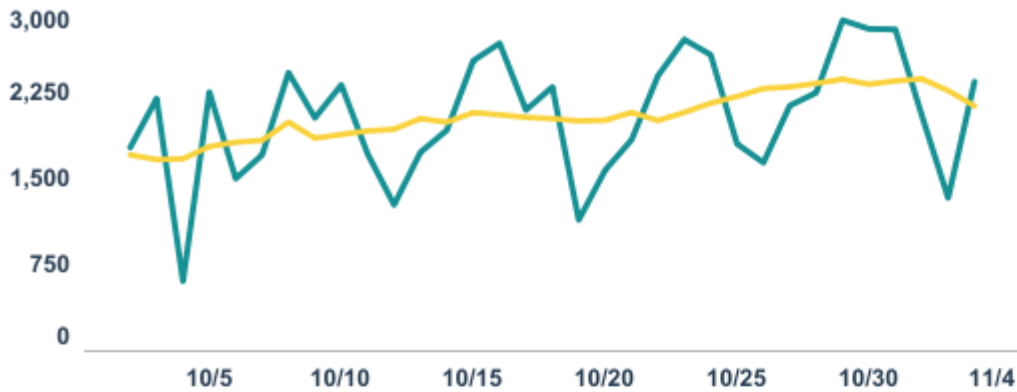
00000000000000 00000000000000 00000000000000 00000000000000
434F5849442D3139 4E6F727468 4361726F6C696E61 44617368626F617264



00000000000000 00000000 0000 00000000 0000 0000 00000000 0000000000000000 00000000 00000000 00000000 0000 000000
486E6F77696E67 7768656E 726F 6469616C 7578 6F72 646F776E 6D65617375726573 74686174 736C6F77 746865 737872656164 6F68 746865
0000000000 00000000000000 0000 0000000000 00000000000000'00 0000000000000000 00000000000000 000000 000000000000 00000000
7669727573 646578656E6473 6F6E 4E6F727468 4361726F6C696E61'73 74657374696E672C 74726163696E67 616E64 7472656E64732E 54686973
64617368626F619264 78726F7869646573 616E 6F78657278696977 6F6E 746865 68697472696973 616E64 63617861636974696573 74686174 746865
7374617265 6973 686F6C6C6F77696E672E

Updated daily by approximately 12:00 p.m. Last updated November 3, 2020 at 12:25 p.m.

Daily Cases



TOTAL CASES

280,377

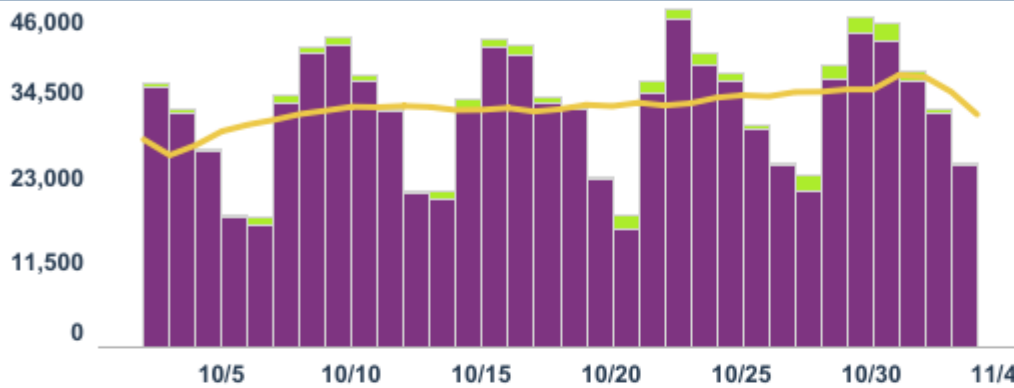
Molecular (PCR) Positive Cases

268,613

Antigen Positive Cases

11,764

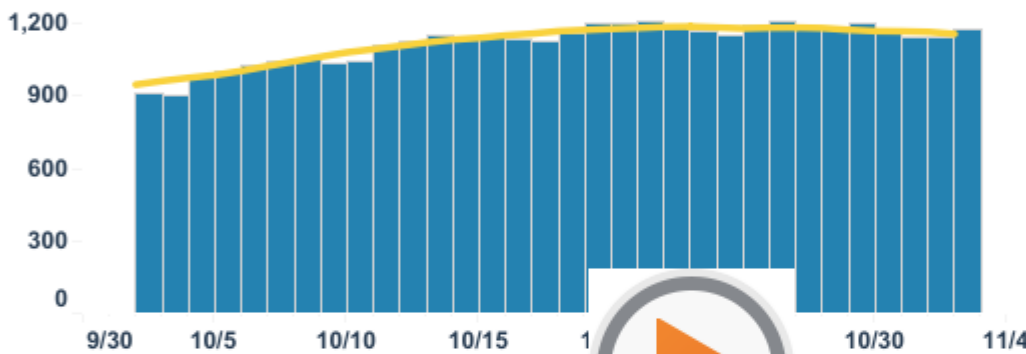
Daily Tests



COMPLETED TESTS

4,145,714

Daily Number of People Currently Hospitalized



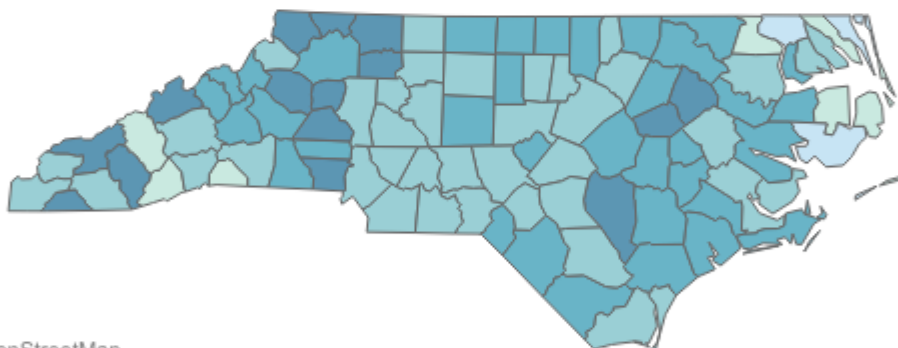
CURRENTLY HOSPITALIZED

1,175

County Map by Cases per 100,000 (Molecular (PCR) and Antigen)



(Click to highlight county, zoom in, or revert map)





ଭୂମିସ୍ଵାସ୍ତ୍ୟାମି

ଭୂମିସ୍ଵାସ୍ତ୍ୟାମି

ଭୂମିସ୍ଵାସ୍ତ୍ୟାମି