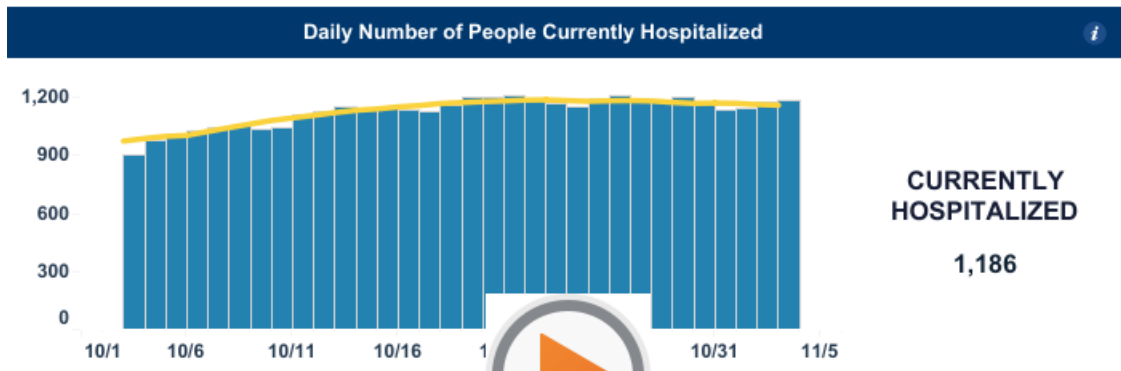
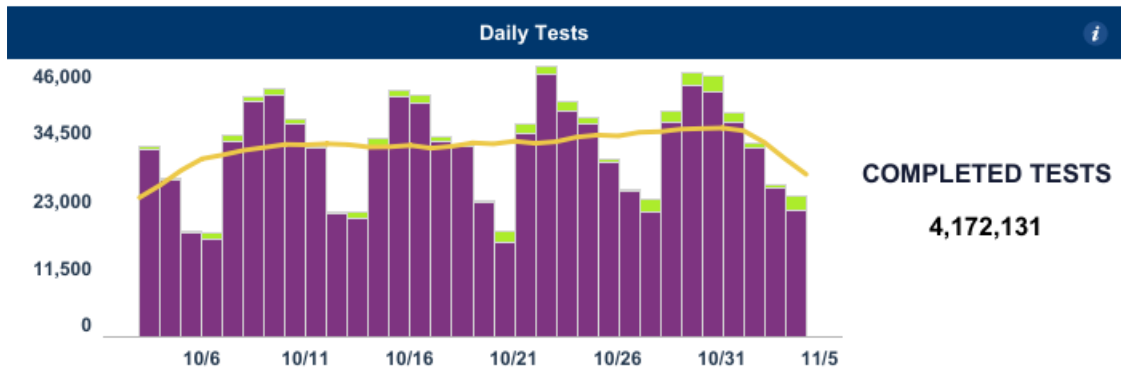
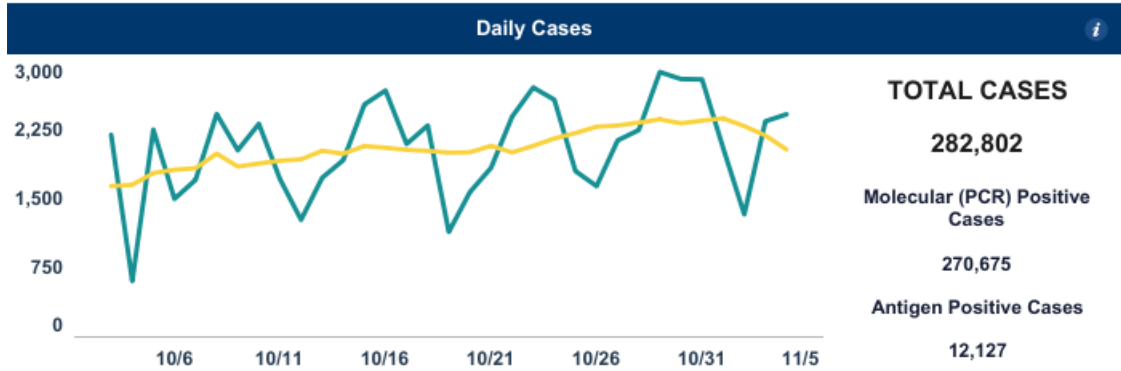




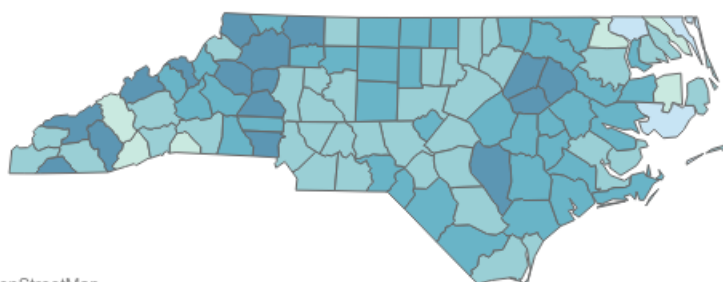
COVID-19 North Carolina Dashboard

Knowing when to dial up or down measures that slow the spread of the virus depends on North Carolina's testing, tracing and trends. This dashboard provides an overview on the metrics and capacities that the state is following.

Updated daily by approximately 12:00 p.m. Last updated November 4, 2020 at 11:45 a.m.



County Map by Cases per 100,000 Molecular (PCR) and Antigen i
(Click to highlight) (Click to invert map)



- 0-73
- 151-300
- 501-860
- 74-150
- 301-500

Select Geography **Search for County** **Select Metric**

- County
- ZIP Code
- All
- Cases
- Cases per 10,000 Residents
- Cases per 100,000 Residents

Date Range
Last 14 Days

Total County Cases and Deaths (Molecular (PCR) and Antigen)
(Click to highlight map, unclick to revert map)

| County | Cases | Deaths |
|-----------|-------|--------|
| Alamance | 5,493 | 89 |
| Alexander | 1,024 | 10 |
| Alleghany | 326 | 1 |
| Anson | 747 | 12 |
| Ashe | 513 | 3 |
| Avery | 668 | 2 |
| Beaufort | 1,453 | 46 |
| Bertie | 743 | 21 |

 Hover over icons for information. **November 4, 2020**

 + a b | e a u

Dashboard

- [CLI Surveillance](#)
- [Cases](#)
- [Testing](#)
- [Hospitalizations](#)
- [Hospitalization Demographics](#)
- [Contact Tracing](#)
- [PPE](#)
- [Outbreaks and Clusters](#)
- [Reports](#)
- [About the Data](#)

Share this page:



Contact Information

NC Department of Health and Human Services
2001 Mail Service Center
Raleigh, NC 27699-2000
Customer Service Center: 1-800-662-7030
For COVID-19 questions call 2-1-1

Census 2020

Recent Tweets

[Tweets by @ncdhhs](#)

Stay Connected



[TRANSLATION DISCLAIMER](#)



[ACCESSIBILITY](#)



[TERMS OF USE](#)



[PRIVACY POLICY](#)



[OPEN BUDGET](#)



NCDHHS
COVID-19 Response