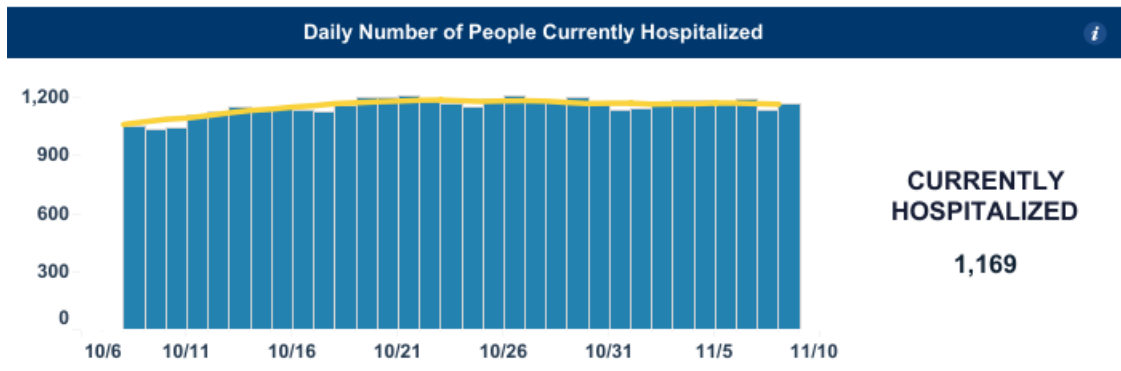
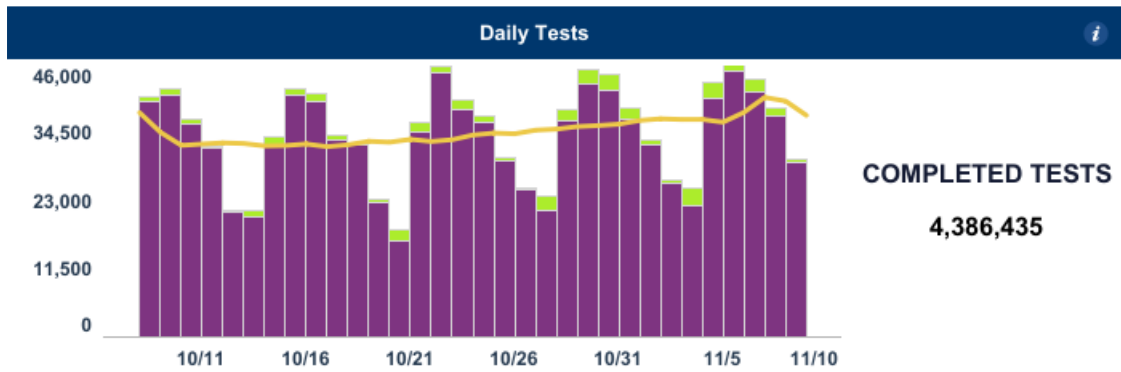
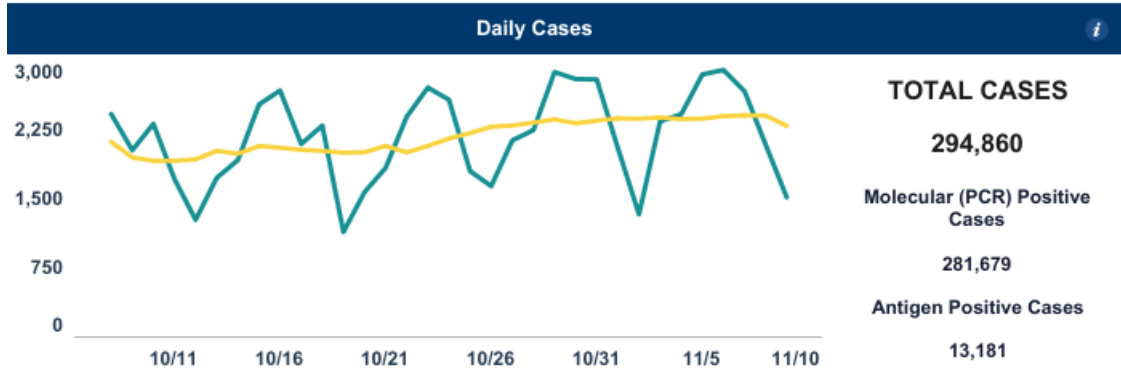




# COVID-19 North Carolina Dashboard

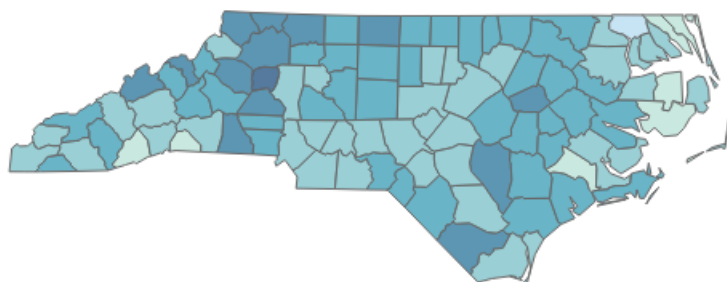
Knowing when to dial up or down measures that slow the spread of the virus depends on North Carolina's testing, tracing and trends. This dashboard provides an overview on the metrics and capacities that the state is following.

Updated daily by approximately 12:00 p.m. Last updated November 9, 2020 at 11:00 a.m.



**County Map by Cases per 100,000 Residents (Molecular (PCR) and Antigen)** i

(Click to highlight map, unclick to revert map)



- 0-73
- 151-300
- 501-860
- 74-150
- 301-500
- 861+

**Select Geography**      **Search for County**      **Select Metric**

County     

ZIP Code

**Date Range**

Cases  
 Cases per 10,000 Residents  
 Cases per 100,000 Residents

**Total County Cases and Deaths (Molecular (PCR) and Antigen)**  
(Click to highlight map, unclick to revert map)

County	Cases	Deaths
Alamance	5,738	93
Alexander	1,170	12
Alleghany	352	1
Anson	772	13
Ashe	556	3
Avery	692	2
Beaufort	1,505	47
Bertie	756	21

Hover over icons for information. **November 9, 2020**

+ a b | e a u

# Dashboard

---

- [CLI Surveillance](#)
- [Cases](#)
- [Testing](#)
- [Hospitalizations](#)
- [Hospitalization Demographics](#)
- [Contact Tracing](#)
- [PPE](#)
- [Outbreaks and Clusters](#)
- [Reports](#)
- [About the Data](#)

Share this page:



## Contact Information

---

NC Department of Health and Human Services  
2001 Mail Service Center  
Raleigh, NC 27699-2000  
Customer Service Center: 1-800-662-7030  
For COVID-19 questions call 2-1-1

## Census 2020

## Recent Tweets

---

[Tweets by @ncdhhs](#)

## Stay Connected

---



[TRANSLATION DISCLAIMER](#)

---



[ACCESSIBILITY](#)

---



[TERMS OF USE](#)

---



[PRIVACY POLICY](#)

---



[OPEN BUDGET](#)

---



**NCDHHS**  
COVID-19 Response